

Protection Community Profiling Balti, Republic of Moldova¹

September 2025

Key Findings - Balti City Profile

- **Demographic Profile:** Respondents were predominantly female (81%) and aged 35–59. Nearly all were Ukrainian nationals (98%). Households were small (~ 2.5 members), often single adults with dependents, and some reported at least one member with a disability (11%).
- **Legal Status & Intentions:** Legal stability remained limited, as most respondents continued to rely on Temporary Protection (91%) and few pursued more secure pathways. Future intentions reflected uncertainty, with return plans (36%) and temporary stay intentions (30%) outweighing plans for permanent settlement (14%).
- **Housing:** Accommodation appeared relatively stable, with most holding formal rental contracts (74%) and fewer being hosted (22%). However, underlying vulnerabilities remained, as 74% reported no specific time limit on their stay, while some households continued to report serious housing issues (13%).
- **Income & Social Protection:** Economic vulnerability persisted, with humanitarian assistance as the main income source (44%), exceeding employment (23%) and savings (13%). While a majority reported receiving state cash assistance (70%), households remained largely dependent on external support, indicating limited economic self-reliance.
- **Healthcare & Education:** Healthcare needs were widespread (90%), yet many reported access barriers (46%). School enrolment was relatively high (69%), while childcare uptake remained low, particularly in Slobozia and Bălțiul Nou.
- **Community Participation:** Despite high levels of reported acceptance in host communities (95%), participation in local activities remained limited (23%), indicating a gap between social cohesion and active inclusion.

Context & Rationale

As of 1 September 2025, cumulatively a total of 79,628 individuals are Temporary Protection holders in Moldova².

To support more targeted planning, Community Profiling assessments were launched to collect localized, area-based data on living conditions, access to services, community participation, and specific needs.

Conducted in Comrat, Bălți, and Chișinău, these profiles provide the analytical foundation for developing Local Action Plans (LAPs) under UNHCR's Cities of Solidarity initiative.

Cities of Solidarity is a localization framework that equips municipalities, civil society, and refugee communities to lead inclusion efforts. Each LAP transforms the community profile evidence base into a curated, cost-estimated portfolio of projects aligned with local development priorities and national strategies, including the National Development Plan and the Mechanism for the Phased Integration of Foreigners.

By spatializing needs and identifying service gaps, this approach helps channel investments where they are most impactful—strengthening local leadership, generating shared dividends for both refugees and host communities, and ensuring refugees are not left behind in Moldova's development path.

Methodology:

This assessment relied on a quantitative method approach, using non-probability sampling. Data collection was conducted, in the form of **structured household-level surveys, between 16 April and 22 April 2025 in Balti, Moldova.**

Overall, **105 surveys were conducted** by phone and public spaces. The sample size for refugee households in this factsheet is $n=105$, unless otherwise specified.

Limitations:

Representativeness: Due to the absence of an official record of the exact number and geographic distribution of Ukrainian refugees in Bălți, the sampling framework relied on the contact list provided by UNHCR. Consequently, purposive, non-probability sampling was applied. As a result, the findings are not statistically representative of the entire population and should be considered indicative.

Selection bias: While every effort was made to reach individuals, to meet data collection targets within the allotted timeframe, a larger share of interviews had to be conducted by phone using the contact list provided by UNHCR instead of face-to-face visits. Because of this, individuals not reachable by phone or not included in the contact list may be underrepresented in the survey results.

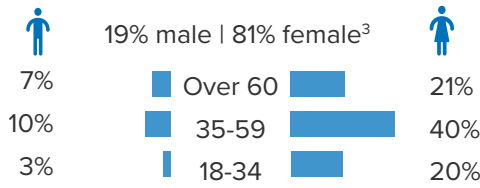
Disclaimer

The absence of specific indicators in this factsheet does not imply that their corresponding questions were excluded from the questionnaire. Rather, indicators with limited to no sample size were not included to allow for reliable analysis and representation within this publication.

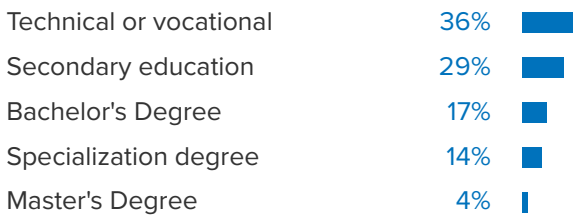
¹ Henceforth referred to as "Moldova".

² UNHCR, [Temporary Protection Trends](#), accessed on 01 September 2025.

RESPONDENT DEMOGRAPHICS



% of respondents by highest level of education attained



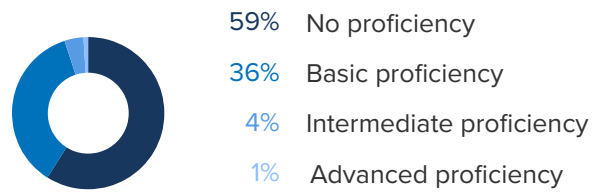
71% of respondents reported achieving higher education⁵

Respondents' citizenship⁴



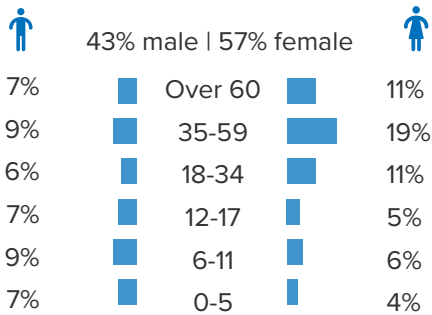
4% of respondents reported holding multiple citizenships

% of respondents by self-rated proficiency of Romanian at the time of data collection



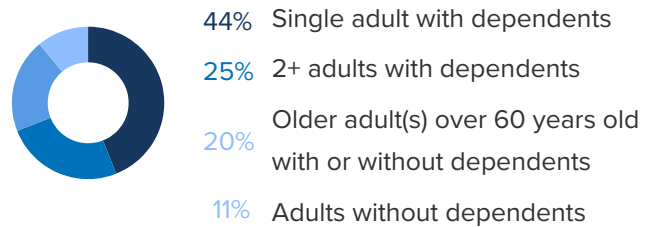
HOUSEHOLD CHARACTERISTICS

Household composition (258 individuals among the 105 households surveyed³)



Average household size: 2.5

Household type⁶

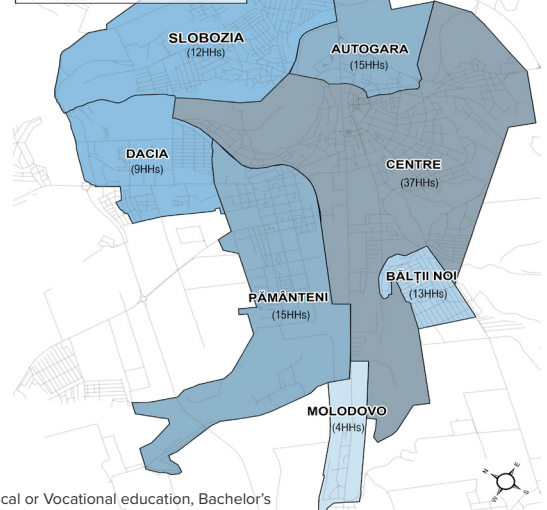
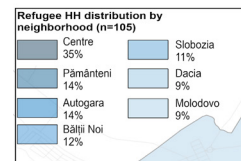


Specific needs

47% of households have at least one family member with serious medical conditions

11% of households have at least one family member with a disability⁷

Among households with at least one member with a disability (n=12)⁸, the difficulties reported include: walking (6), communicating (5), seeing (4), self-care (4), and concentrating or remembering (4). Fewer reported hearing challenges (2).



³ Results do not add up to 100% due to rounding up.

⁴ Multiple answers could be selected, therefore the sum of values may exceed 100%.

⁵ The higher education indicator includes respondents who reported having completed one of the following levels of education: Technical or Vocational education, Bachelor's degree, Specialization, Master's degree, Doctoral degree, or Senior doctoral degree.

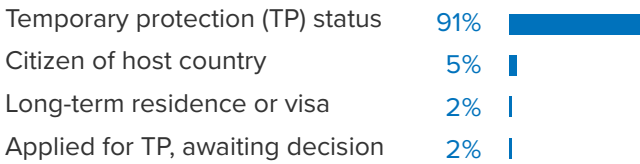
⁶ Dependents refer to individuals who are either under 18 years old or over 60 years of age, and who rely on external support to sustain their daily activities and well-being.

⁷ Disability was not measured using the Washington Group questions, but was instead based on responses to the question: "Do you or any household member have difficulties walking, seeing, hearing, remembering, or with self-care (e.g., washing or dressing)?" HHs reporting "a lot of difficulty" or "cannot do at all" were considered to include a person with a disability.

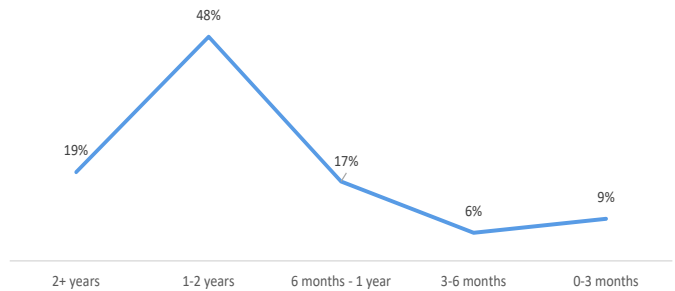
⁸ As the subset for this indicator is below 30 households, figures are reported as numbers and should be considered as indicative.

PROTECTION

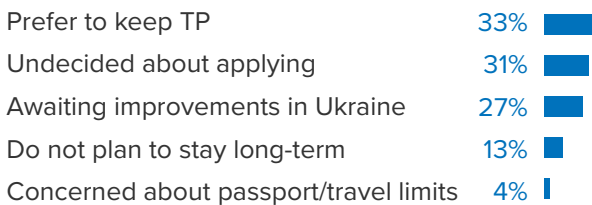
Legal status of respondents in Moldova at time of data collection



Timeline of applications for temporary protection, by month (n=98)⁹



Top 5 reasons respondents reported for not applying for asylum or more permanent legal status, among those who held Temporary Protection or long-term residence permit at the time of data collection (n=98)¹⁰

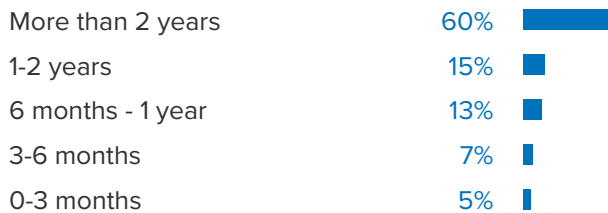


Reported reasons for **not applying for Temporary Protection (TP)**, among respondents who had not applied for TP (n=7)¹¹ in the host country:

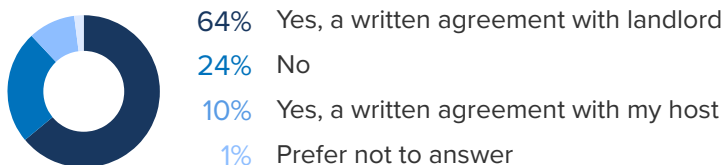
- Three were still deciding whether to apply
- Two felt they didn't need protection or related benefits
- One reported not being eligible for TP
- One reported applying for a different type of residency

SITUATION IN HOST COUNTRY

Reported length of stay in host country at the time of data collection

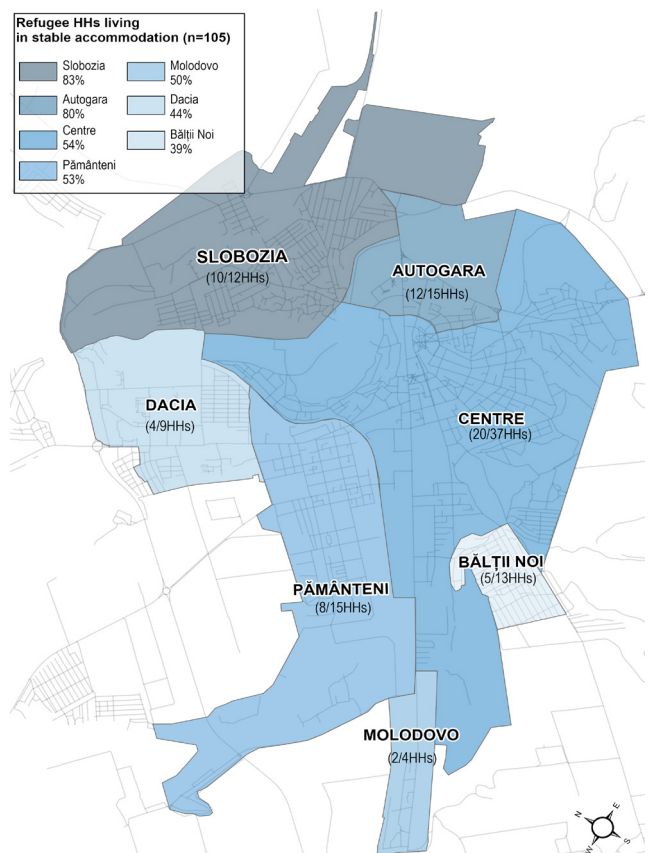


% of households¹¹ with any formal document guaranteeing their right to stay in their current accommodation at the time of data collection, among those renting accommodation (n=70)⁹



Among HHs without a rental contract (n=17)¹²:

- 6 did not request a written contract from their host
- 5 said the host did not require or offer a formal contract
- 4 said the landlord refused to provide one
- 2 reported they were in the process of preparing one
- 2 did not know
- One reported being in the process of obtaining legal ownership documents



58% of respondents live in stable accommodation¹³

⁹ Results do not add up to 100% due to rounding up.

¹⁰ Multiple answers could be selected, therefore the sum of values may exceed 100%.

¹¹ Henceforth referred to as "HHs"

¹² As the subset for this indicator is below 30 households, figures are reported as numbers and should be considered as indicative.

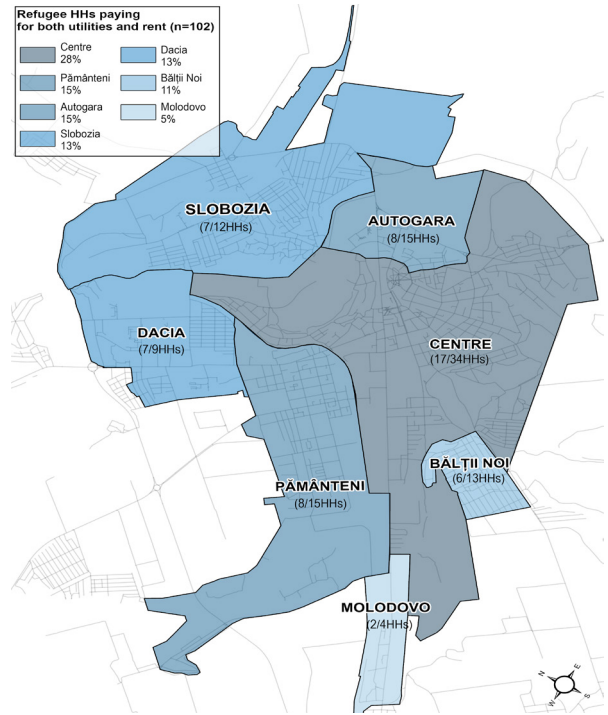
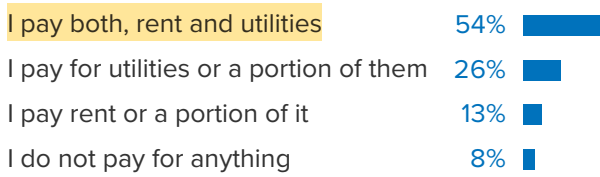
¹³ Stable housing refers to respondents living in their own property, in shared accommodation, or in privately rented housing with a formal rental contract.

HHs who reported having to change their accommodation since their arrival in host country

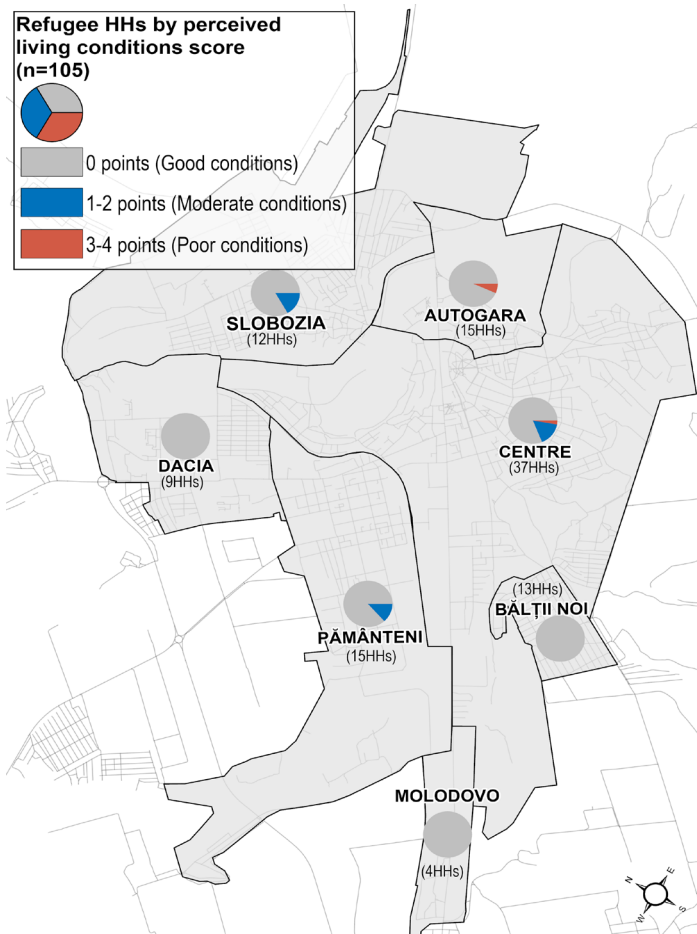
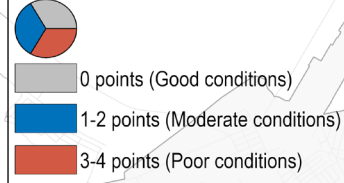


- 60% Never
- 15% Twice
- 13% Once
- 7% Three times
- 5% Four or more times

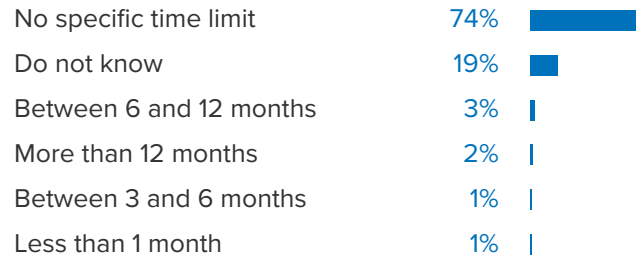
Refugee HHs reported their payment arrangement of their current accommodation (n=102)¹⁴



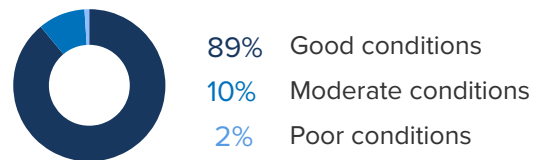
Refugee HHs by perceived living conditions score (n=105)



Refugee HHs by the length of time they perceive they are able to stay in their accommodation

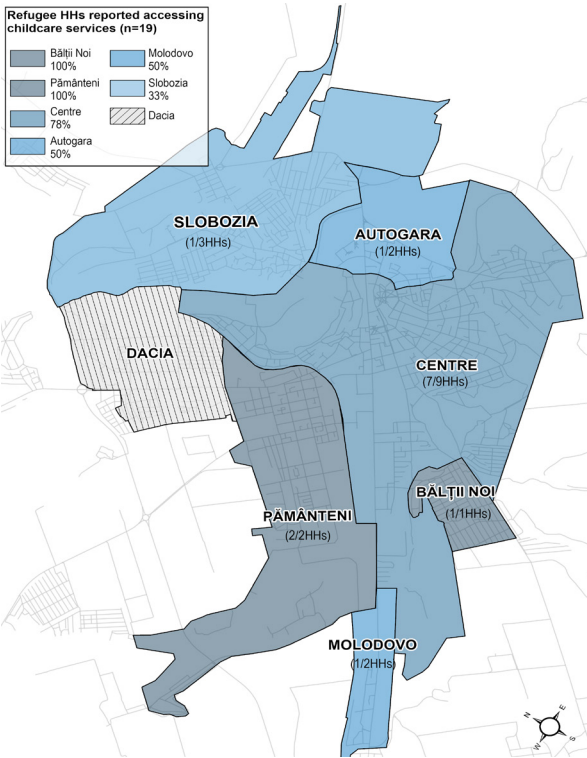


Living conditions of refugee HHs' accommodation at the time of data collection¹⁴



¹⁴ Results do not add up to 100% due to rounding up.

¹⁵ Living conditions were scored based on respondents' answers to the question: "Are there any issues with your current accommodation?" One point was assigned for each issue reported. Total scores were then classified as follows: 0 points – Good; 1–2 points – Moderate; 3–4 points – Poor; 5 or more points – Very Poor.

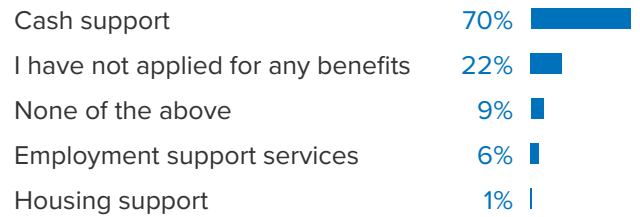


Number of refugee HHs reporting being able to access childcare services, among refugee HHs with children who have not reached the age of mandatory education (n=19)¹⁶



13 out of 19 Yes
6 out of 19 No

Top 5 social protection benefits refugee HHs reported receiving from the host country government since arriving in Moldova¹⁷



EDUCATION

Refugee children reported to be enrolled in Moldovan schools, among households that have school-aged children (6 to 18 y.o.) (n=56)



64% All children enrolled
36% No children enrolled

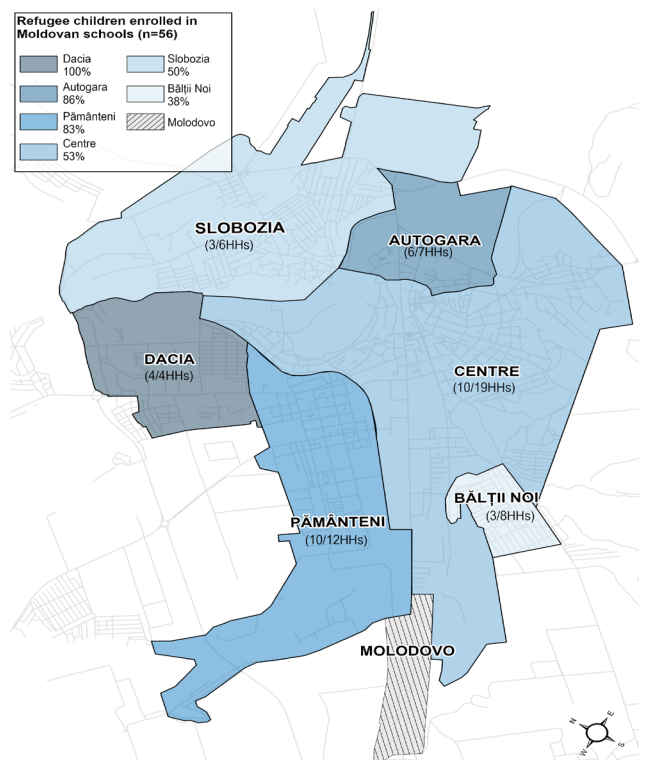
Among households that did not have any children enrolled in schools at the time of data collection, the following reasons were reported (n=20)¹⁶:

- Preference to continue with online learning in Ukrainian curriculum (18)
- Chose not to respond (1)
- Too young to attend school, attends kindergarten (1)

Number of HHs with none of their children enrolled by their reported plans to enroll their children in the next academic year (n=20)¹⁶

- 8 out of 20 Will be enrolled in Ukraine (remote)
- 6 out of 20 Do not know
- 4 out of 20 Will be enrolled in school in Moldova
- 2 out of 20 Will not be enrolled in any school

1 out of 56 HHs with school-aged children¹⁶ reported that their children faced discrimination at school.



¹⁶ As the subset for this indicator is below 30 households, figures are reported as numbers and should be considered as indicative.

¹⁷ Multiple answers could be selected, therefore the sum of values may exceed 100%.

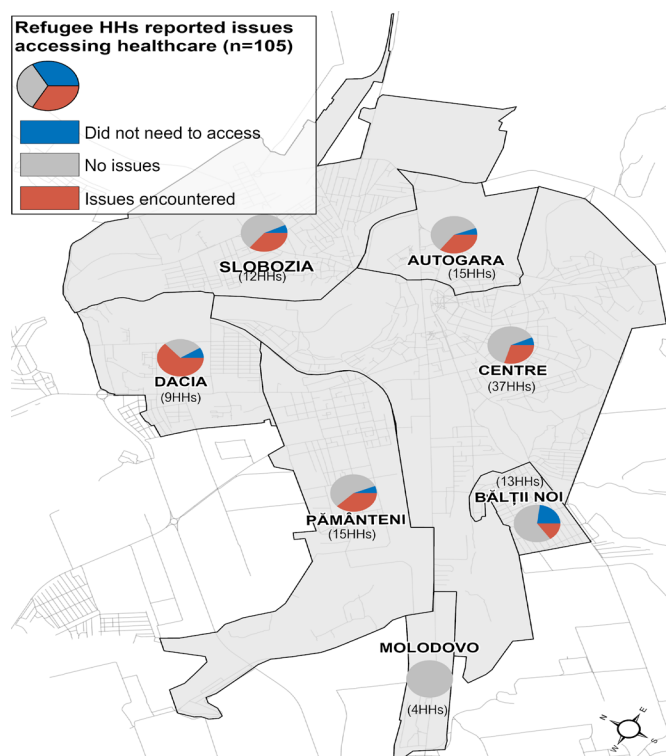
HEALTHCARE

% of respondents that reported having health insurance coverage in Moldova¹⁸

No, or I do not know if I am eligible	89%	<div style="width: 89%;"></div>
Yes, covered by employer or state	7%	<div style="width: 7%;"></div>
I do not know	2%	<div style="width: 2%;"></div>
Yes, I pay my own contributions	1%	<div style="width: 1%;"></div>
Own business, unsure how to enroll	1%	<div style="width: 1%;"></div>
Prefer not to answer	1%	<div style="width: 1%;"></div>

Among respondents who reported facing difficulties accessing healthcare services (n=20), the most commonly reported issues were¹⁹:

- Inability to afford healthcare costs (10)
- Inability to make an appointment (7)
- Medical staff refusal to provide care (7)
- Needed service/medication were unavailable (6)
- Long waiting times (5)



EMPLOYMENT & ECONOMIC ACTIVITY

Reported main activities of respondents before leaving Ukraine¹⁸

Employed or Self-Employed	67%	<div style="width: 67%;"></div>
Retired	22%	<div style="width: 22%;"></div>
Not working due to care responsibilities	9%	<div style="width: 9%;"></div>
Unable to work due to health conditions	2%	<div style="width: 2%;"></div>
Not seeking work	1%	<div style="width: 1%;"></div>

3 out of 18 respondents reported being employed¹⁹ stated they **did not have a work contract** with their employer

Among respondents previously employed in Ukraine and unemployed at the time of data collection (n=52), the most common sectors of past work experience were:

Retail & Sales	25%	<div style="width: 25%;"></div>
Personal Services & Beauty Industry	17%	<div style="width: 17%;"></div>
Finance, Business & Administration	15%	<div style="width: 15%;"></div>
Education & Teaching	12%	<div style="width: 12%;"></div>
Hospitality & Tourism	10%	<div style="width: 10%;"></div>

Reported main activities of respondents at the time of data collection

Not working due to care responsibilities	23%	<div style="width: 23%;"></div>
Retired	19%	<div style="width: 19%;"></div>
Employed or Self-Employed	19%	<div style="width: 19%;"></div>
Unemployed (actively seeking work)	16%	<div style="width: 16%;"></div>
Unable to work due to health conditions	13%	<div style="width: 13%;"></div>
Not currently seeking work	10%	<div style="width: 10%;"></div>

Among respondents who were unemployed and actively seeking work at the time of data collection (n=17)¹⁹, the main barriers reported included: **limited decent job opportunities** (6), **lack of local language skills** (4), **not actively seeking work** (4), **difficulty finding flexible schedules** (3), **discrimination** (2).

Top 5 sectors where respondents have relevant skills or experience²⁰

Retail & Sales	24%	<div style="width: 24%;"></div>
Finance, Business & Administration	16%	<div style="width: 16%;"></div>
Personal Services & Beauty Industry	13%	<div style="width: 13%;"></div>
Education & Teaching	10%	<div style="width: 10%;"></div>
Hospitality & Tourism	9%	<div style="width: 9%;"></div>

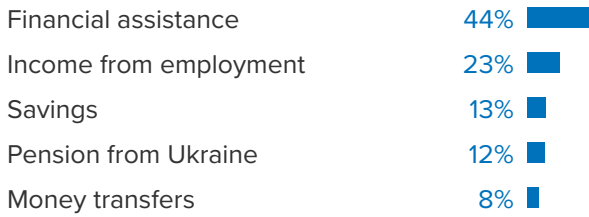
Among the respondents who reported being **employed** in host country as current main activity (n=12)¹⁹, 6 reported feeling like their current position **matches their formal qualifications**.

¹⁸ Results do not add up to 100% due to rounding up.

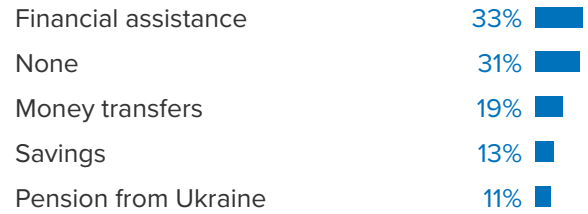
¹⁹ As the subset for this indicator is below 30 households, figures are reported as numbers and should be considered as indicative.

²⁰ Multiple answers could be selected, therefore the sum of values may exceed 100%.

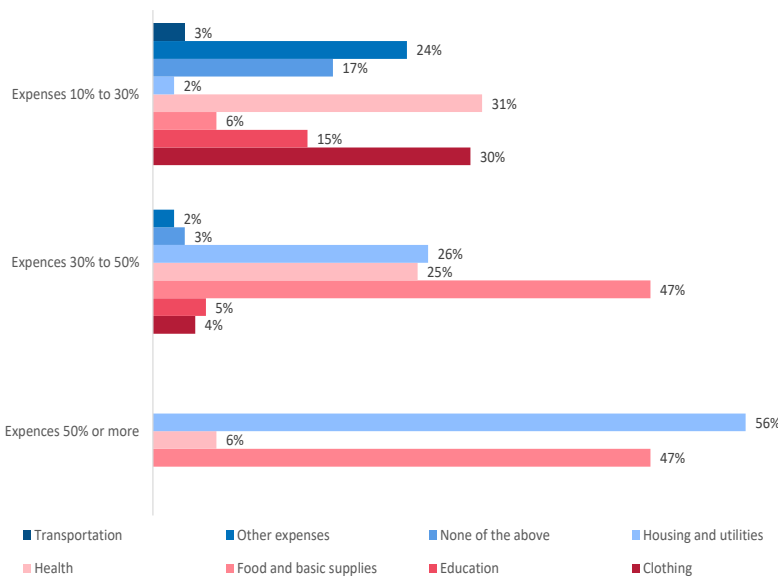
Reported main sources of income by respondents



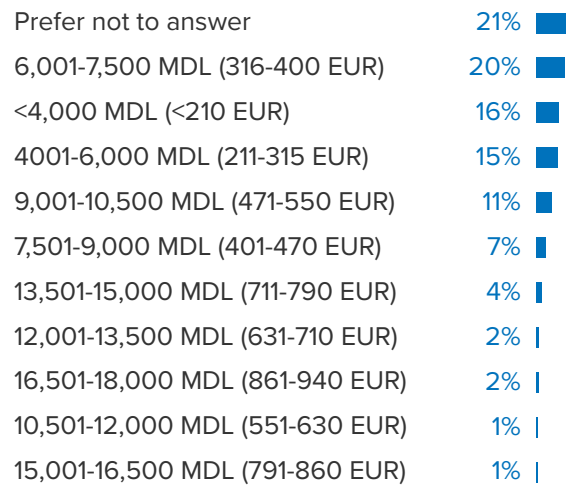
Top 5 reported secondary sources of income by respondents²¹



Reported categories of HH expenditure by respondents²¹

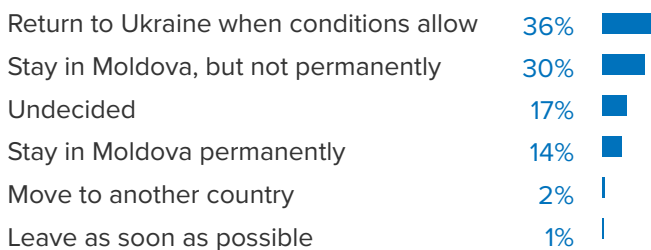


Reported average monthly HH income by respondents

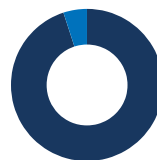


INTENTIONS & INTEGRATION

Reported intentions regarding respondents' stay in Moldova at the time of data collection



% of respondents by how welcome they felt in their host community



95% Felt welcomed and never experienced any discrimination

5% Felt welcomed but experienced rare discrimination

Among the 5% of respondents who experienced discrimination or hostility (n=5), reported reasons included ethnicity (2), refugee status (1), competition for resources (1), language barriers (1), and other factors²³ (1).

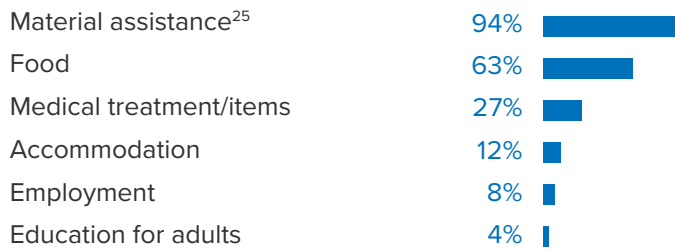
²¹ Multiple answers could be selected, therefore the sum of values may exceed 100%.

²² As the subset for this indicator is below 30 households, figures are reported as numbers and should be considered as indicative.

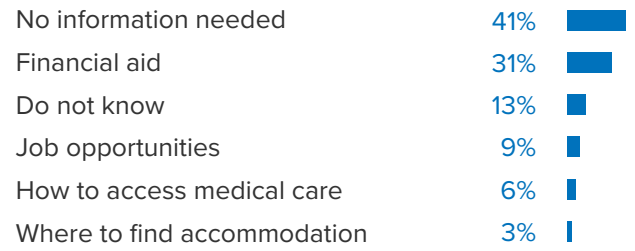
²³ The response marked as "other reason" was not further specified or recorded in the dataset.

NEEDS AND COPING STRATEGIES

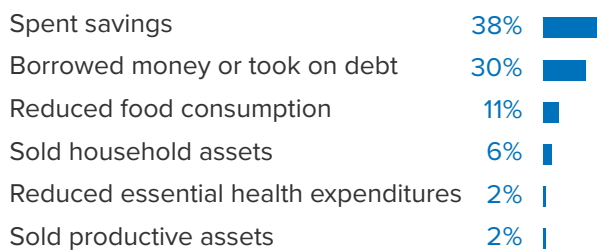
Most reported urgent needs at time of data collection²⁴



% of respondents by the type of information they required at the time of data collection²⁴



% of respondents by coping strategies selected at the time of data collection²⁴



33% of respondents reported **none of these** coping strategies

²⁴ Multiple answers could be selected, therefore the sum of values may exceed 100%.

²⁵ Material assistance includes clothes, hygiene products, and other household items.