UNHCR
The UN Refugee Agency

SUDAN

Ethiopian Refugees Overview in Sudan

as of 31 January 2026

Ethiopian Refugees and Asylum-seekers

68,036 Individuals

20,617 Households

3 Average Family Size

Population Distribution

72% of population live in camps

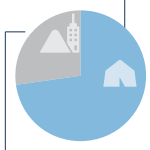

28 % of population live out of camps

Persons with Disabilities

405

1% of Ethiopian registered population are persons with disabilities

* Unaccompanied and Separated Children[1]

1,990

Despite the ongoing conflict that began in April 2023, Sudan continues to host a substantial number of refugees, totaling 859,550 as of January 2026, Ethiopian refugees represent (8%) of this total population.

The conflict has also led to internal displacement, with 272,913 refugees self-relocating within Sudan, primarily moving from Khartoum to other states. In terms of living conditions of the Ethiopian refugees, 72% of the refugees are accommodated in camps, while the remaining 28% live outside of these facilities. The refugee population is almost evenly split in terms of gender, with females accounting for 45% and males making up the remaining 55%.

Registration Status

95% **64,728** Individually Registered

1% **941** Household registration

4% **2,367** Un-registered

Registration Statistics Since 2018

Total Registered[2] 77,226

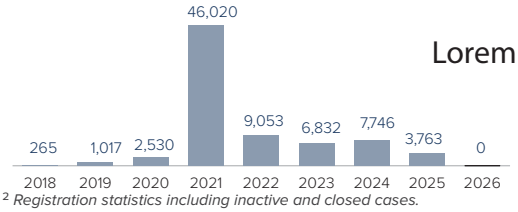

[2] *Registration statistics including inactive and closed cases.*

Lorem ipsum

Ethiopian Refugees and Asylum-seekers Per State

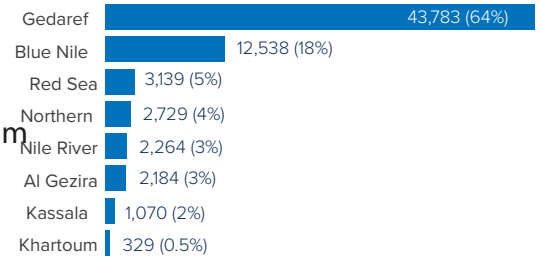

Age-gender Breakdown[3]

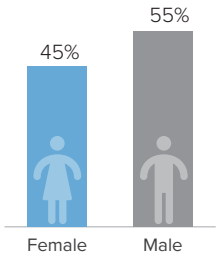

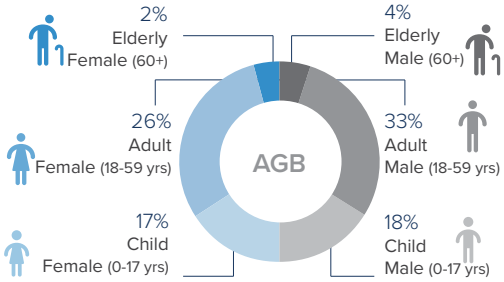

Reproductive- age Women/Girls

62% Females in reproductive-age (13-49 yrs)

Household Distribution[2]

38%

38% Women headed-household

0.32% Children headed-household

School-age Children

26%

15% Primary school age children (6-13 yrs)

11% Secondary school age children (14-17 yrs)

[3] *Population distribution statistics are based on registered individuals only.*

* *Registration team conducted verification/revision exercise of UASC figures, all cases exceed 18 year old been excluded.*

Sources: UNHCR, Commission of Refugees (CoR), UNICEF

State	Locality	Refugee Camps	Total Ethiopian Refugees
Gedaref	Al Mafaza	Tenedba	20,385
	Galabat As-Shargiah	Um Rakuba	14,413
	Al Fashaga	Um Gargur	1,160
Blue Nile	Wad Al Mahi	Camp 6	12,538
Kassala	Reifi Wad Elhilaiw	Shagarab 1	407
		Shagarab 2	93
		Shagarab 3	1
		Abuda	88
	Reifi Khashm Elgriba	Girba	10
		Kilo 26	55
	Reifi Kassala	Wad Sherife	64
Total			49,214

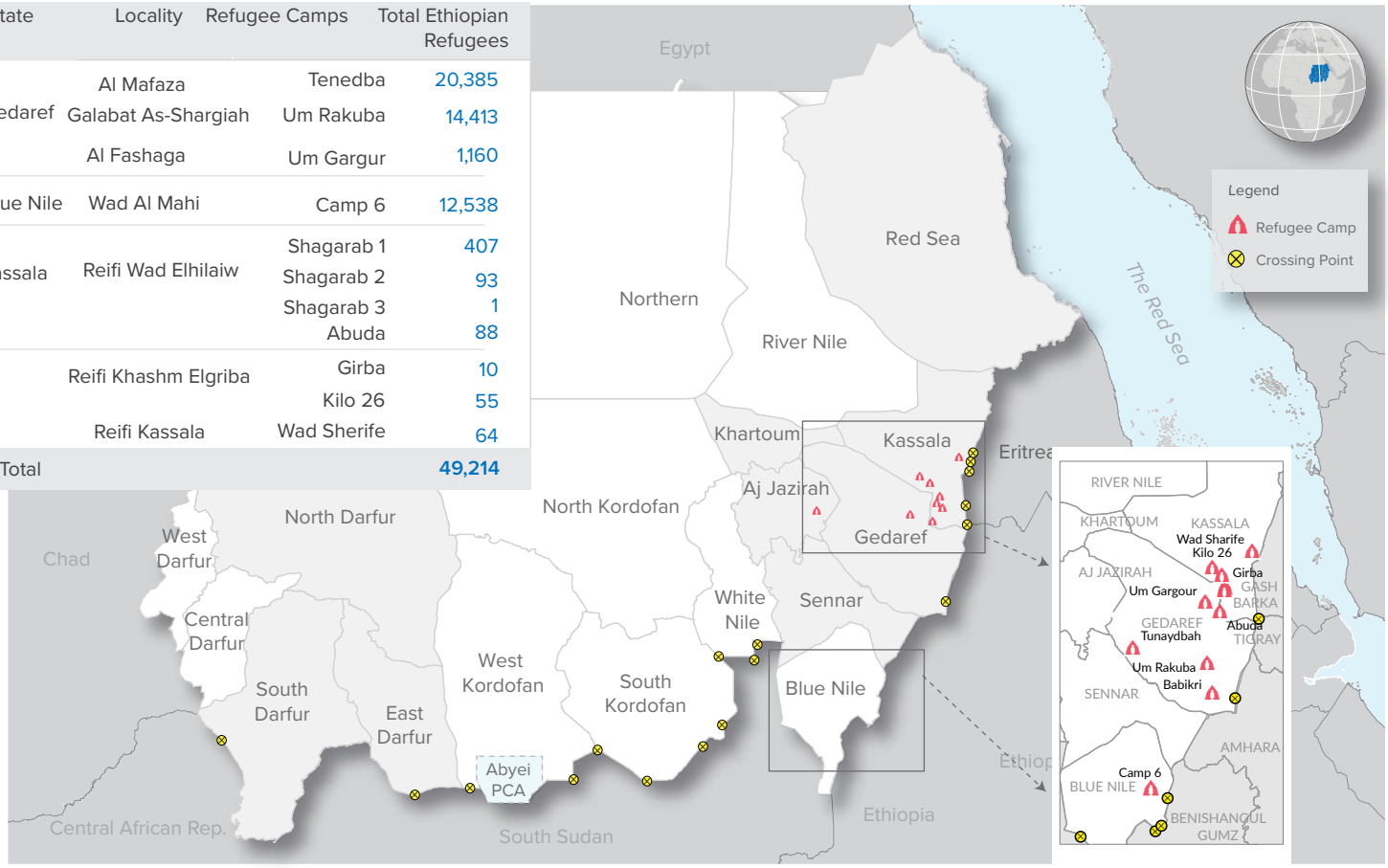

The boundaries and names shown and the designations used on this map do not imply official endorsement or acceptance by the United Nations.Abyei region: Final status of the Abyei area is not yet determined.

This document and further information are available on UNHCR Sudan data-portal, please click on the link https://data2.unhcr.org/en/country/sdn, or scan the QR code.

For Feedback Contact: UNHCR - Sudan, Information Management Unit, SUDKHIM@unhcr.org