UNHCR South Sudan
Population Overview of Refugees and Asylum-seekers
(As of 31 Jan 2026)

613,710 Total Individuals

164,574 Total Ref. & Asy. Households

610,268 Refugees

3,442 Asylum-Seekers

420,410 Total Biometric Enrollment (5 years +)

75% Women & Children

11% Persons with Specific Needs

94% Sudanese Refugees

Population Demographics

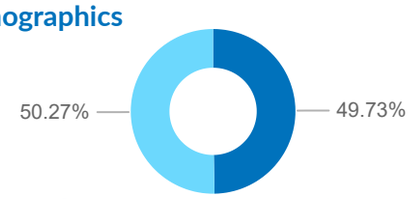

Male Female

10,246	2%	60+	2%		9,458
133,427	22%	18-59	23%		140,137
47,641	8%	12-17	8%		47,589
73,102	12%	05-11	12%		71,939
40,780	7%	00-04	6%		39,391

Top 4 Refugees by Country of Origin

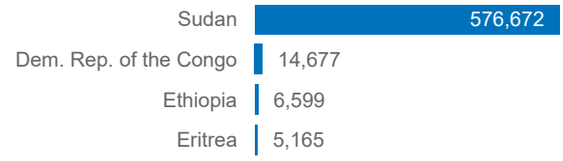

Top 4 Asylum-seekers by Country of Origin

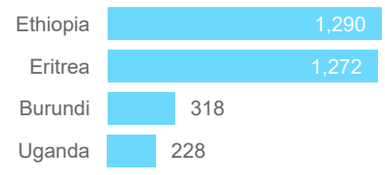

State / Administrative Area	Total	Percentag	Refugee	Asylum-seeker
Upper Nile	292,863	49%	292,542	321
Ruweng Admin Area	143,463	23%	143,451	12
Central Equatoria	44,801	7%	42,218	2,583
Northern Bahr El Ghazal	29,763	5%	29,320	443
Western Equatoria	21,470	3%	21,390	80
Western Bahr El Ghazal	16,320	3%	16,317	3
Jonglei	2,009	0%	2,009	0
Warrap	1,236	0%	1,236	0
Other Locations	61,785	10%	61,785	0
Grand Total	**613,710**	**100%**	**610,268**	**3,442**

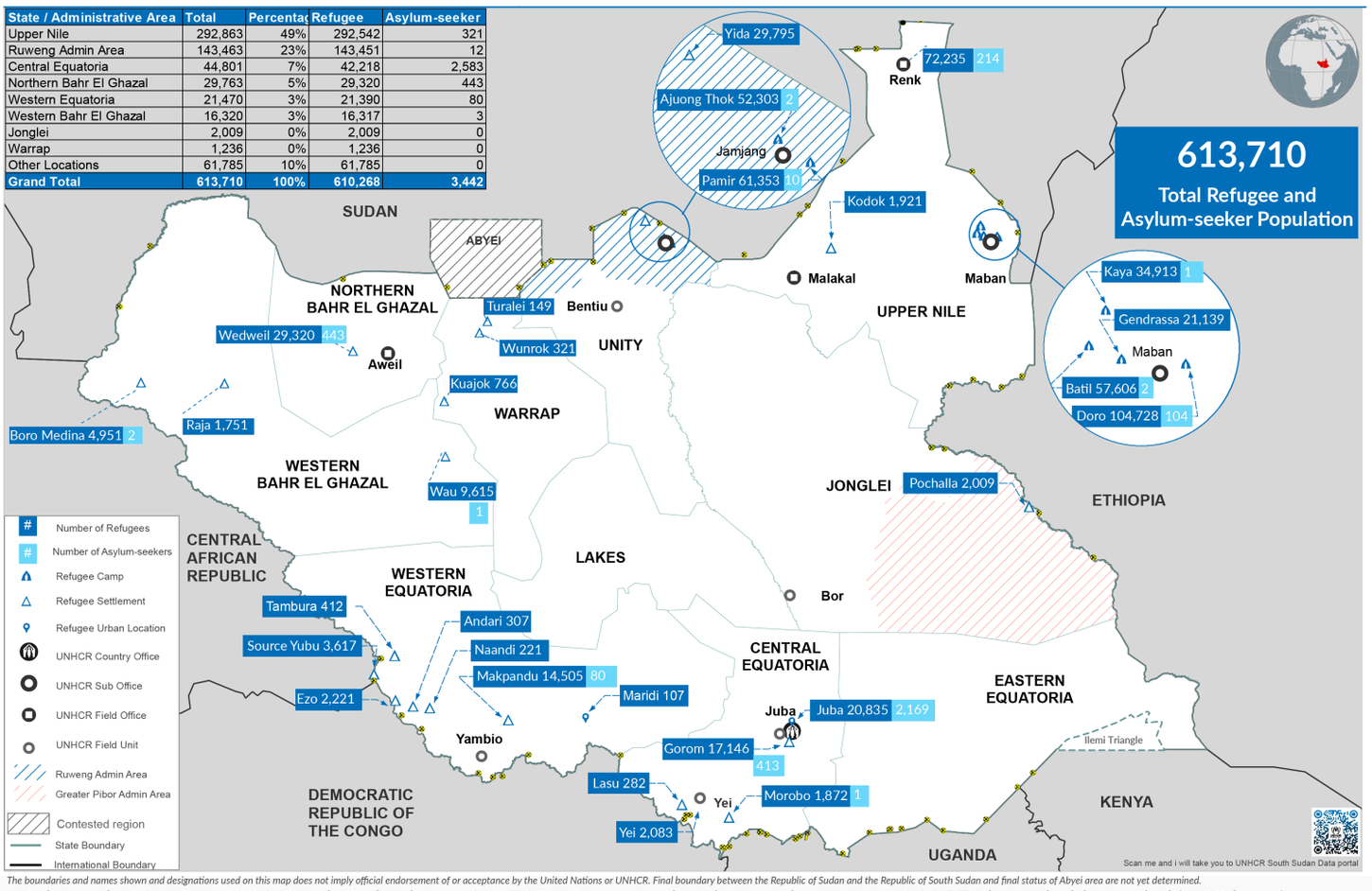

The boundaries and names shown and designations used on this map does not imply official endorsement of or acceptance by the United Nations or UNHCR. Final boundary between the Republic of Sudan and the Republic of South Sudan and final status of Abyei area are not yet determined.

As of the end of January 2026, South Sudan hosts 613,710 refugees and asylum-seekers across 164,574 households, settled in 29 locations nationwide. This includes 610,268 registered refugees and 3,442 asylum-seekers. The vast majority 94% (576,672 individuals), are Sudanese refugees, followed by 14,677 (2%) from the Democratic Republic of Congo, 6,599 from Ethiopia, 5,605 from Central African Republic, 5,165 from Eritrea and 1,550 from other nationalities.

In response to the ongoing conflict in Sudan, the Government of South Sudan continues to grant prima facie refugee status to those fleeing the country. Among the refugees, 49% are female aged 0-59 years, and 75% are female and children combined. The asylum-seeker population is smaller and has a distinct demographic profile. Ethiopians and Eritreans each account for 37 % of the total, forming the two largest groups, followed by Burundians (9%), Ugandans (7%) and (9%) other nationalities.

UNHCR South Sudan
Population Overview of Refugees and Asylum-seekers
(As of 31 Jan 2026)

New Registration Trends Last 12 months

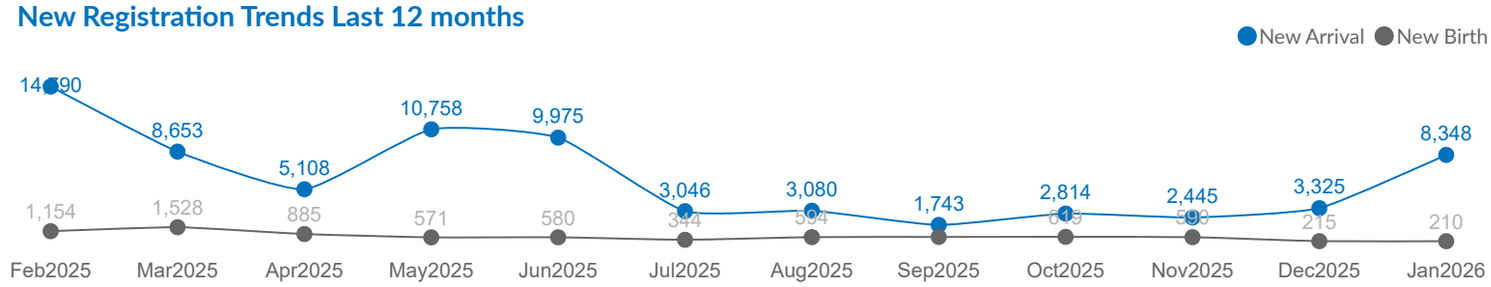

Top 10 Locations by Number of Refugees

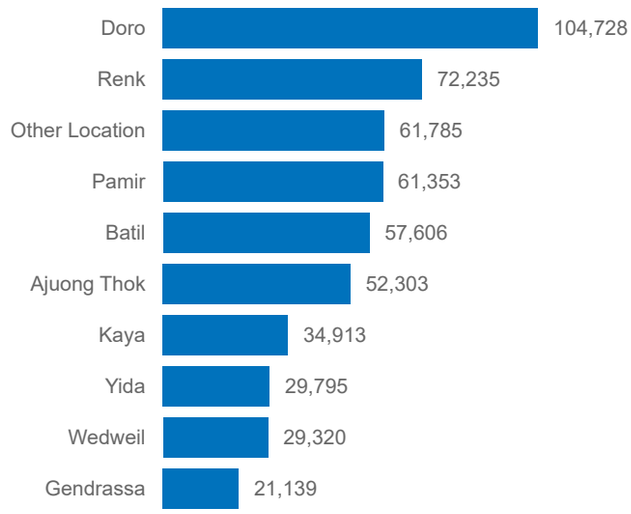

Top 10 Locations by Number of Asylum-seekers

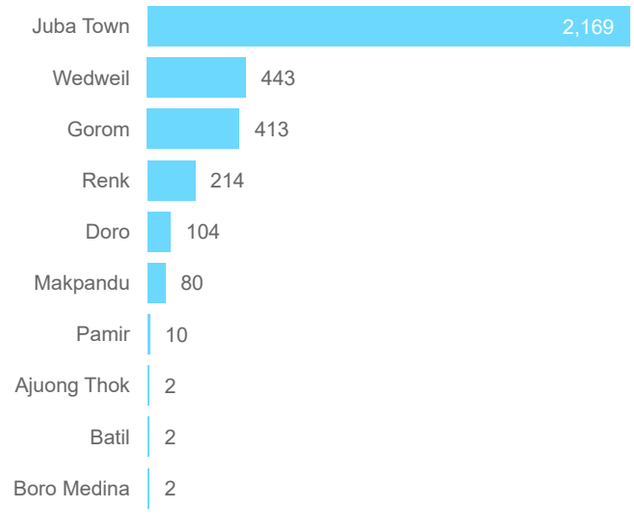

Top 7 Specific Needs*

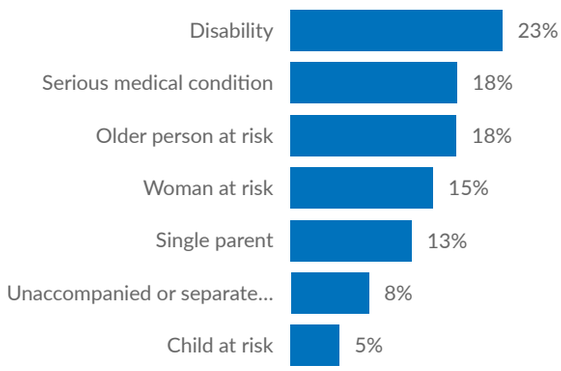

Note: *Percentages represent the share of individuals within the total population identified as having specific needs.

Specific Need by Age & Gender

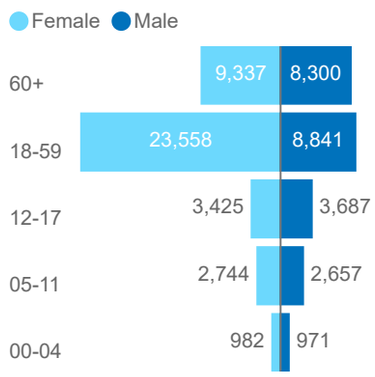

Population per Location Type

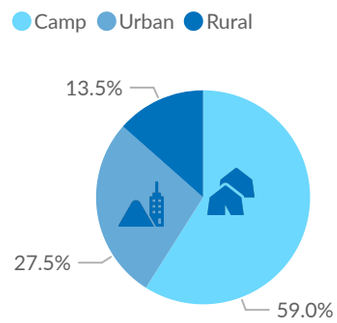

Education Level

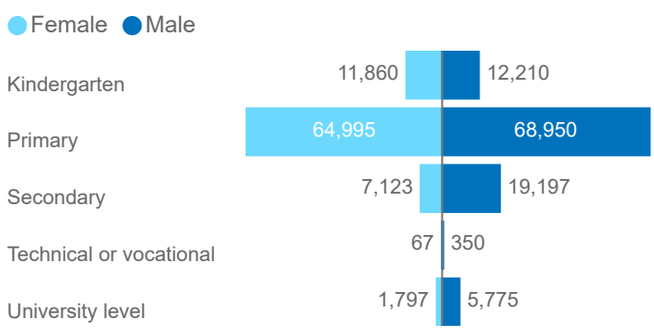
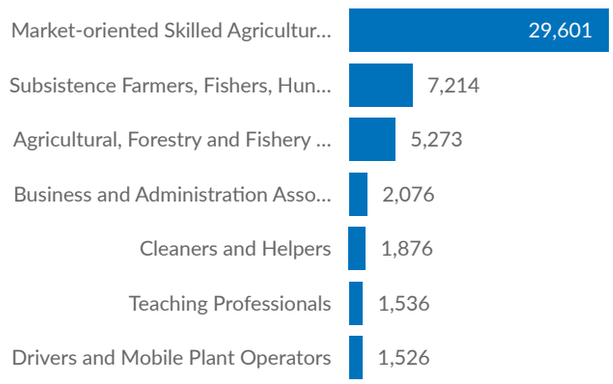
Top 7 Professional Skills