Comprehensive Overview of IDPs and IDP Returns Dashboard

SYRIAN ARAB REPUBLIC

As of 26 February 2026

Key Figures

- An estimated **5.54** million IDPs remain displaced in Syria. About **76%** living outside IDP sites while **24%** are hosted in **1,535** formal IDP sites.
- Between December 2024 and 26th Feb 2026, estimated total of **1,739,054** IDPs returned

Estimated IDP Population

Aug 2025 OCHA

5,542,227

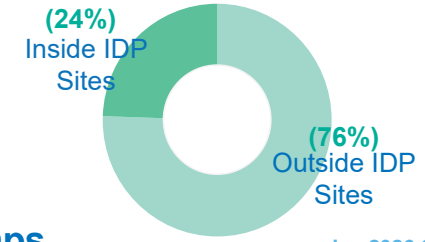

Estimated IDP Population in Camps

Jan 2026 CCCM

1,419 Source: CCCM Cluster
Current IDPs sites in Syria

1,076,868
IDPs inside IDP sites
78% are women & children

Estimated IDP Returnees

Source: UNHCR Feb 2026

1,739,054

26 Feb 2026

1,513,449 Source: OCHA Jan - Aug 2025 | **225,605**

1,052,710 IDPs Departed from Camps Source: CCCM as of 19th Feb 2026
No update from CCCM this week

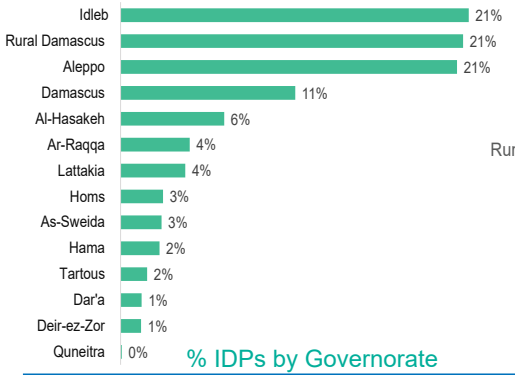

% IDPs by Governorate

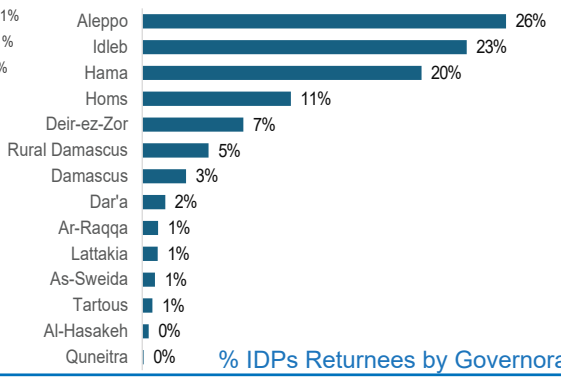

% IDPs Returnees by Governorate

Locations of **1,739,054** IDP returnees by governorate 26 Feb 2026

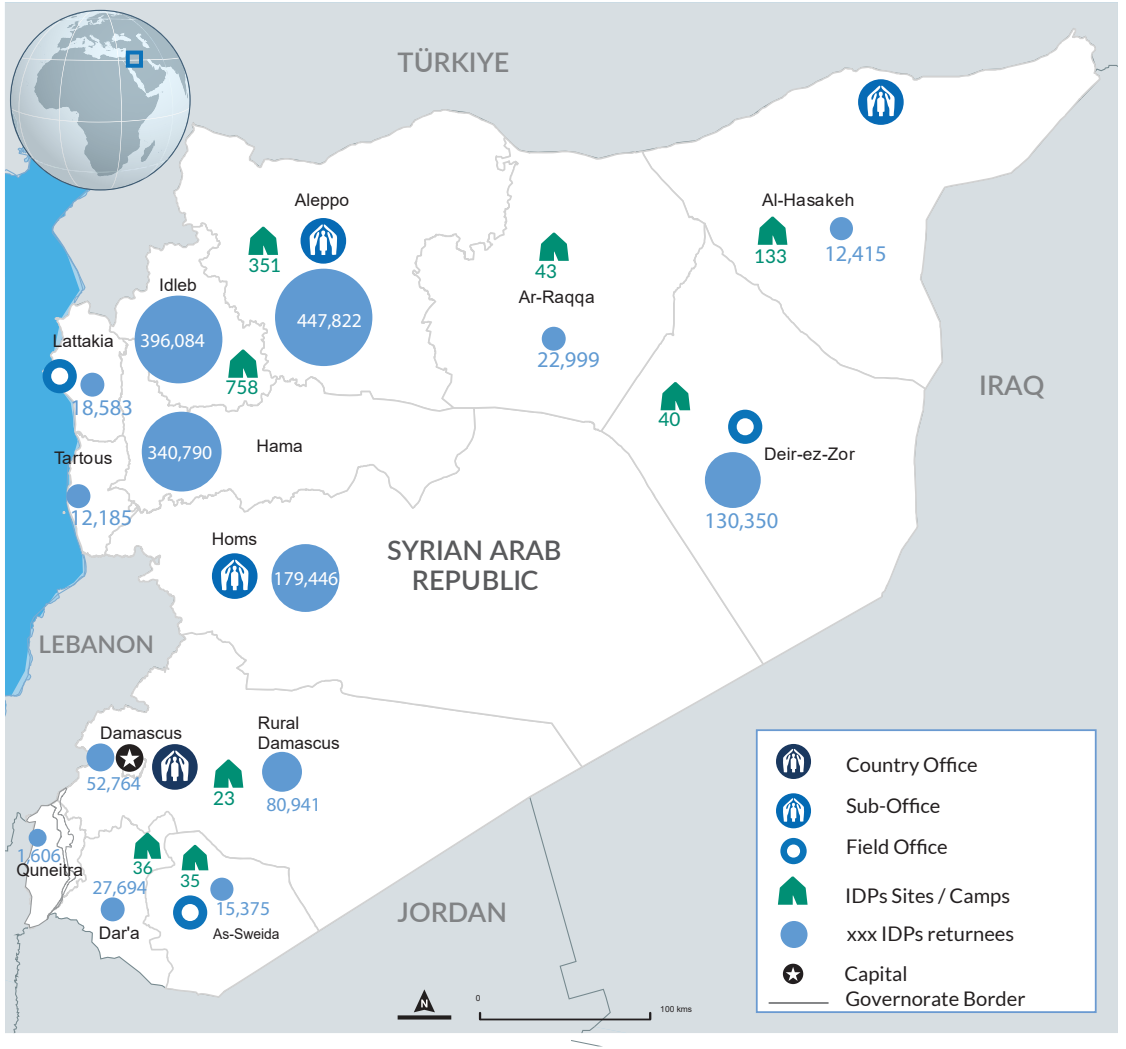

The boundaries and names shown and the designations used on this map do not imply official endorsement or acceptance by the United Nations | UNHCR Comprehensive Overview of Response to Emergencies | imsyr@unhcr.org

Sources: UNHCR border monitoring and population movement reporting tool | *Figures are subject to future adjustment, should not be considered Final.