Uganda Country Refugee Response Plan (UCRRP)
Critical Indicator Tracking Matrix - **Nyumanzi Reception Centre**

As of *06/02/2026 - 12/02/2026*

New arrivals

870
Arrivals since Jan 2025

218
Arrivals in the last reporting week

Occupancy

59%
The center is operating within capacity, accomodating a population of
588 compared to its capacity of
1,000 individuals

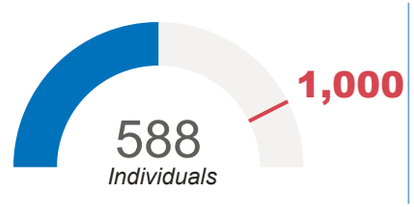

Daily new arrivals

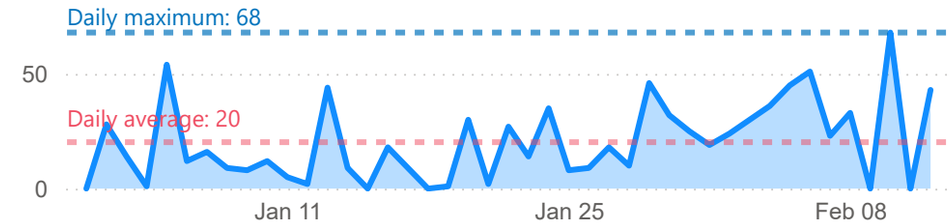

Sector	Indicator	Indicator Description / Standard	Target / Standard	Current status	What is being done - Comments	Status
Food	Food (Kilocalories/Person/Day)	2,100 kilo calories - The 2,100 kilocalories per person per day standard ensures basic energy and nutritional needs are met, typically provided through three balanced meals within the centres.	2,100	2,100	New arrivals at this reception centre are receiving 3 hot meals a day.	
Health	% Of Arrivals Medically Screened	100 per cent	100	100	All individuals screened prior to registration. No disease outbreak was reported.	
	Crude Mortality Rate	1 death/10000/day	1	0	No death was reported during the week.	
	Measles Vaccine Coverage Rate	100 per cent	95	100	136 children were vaccinated against measles. There are adequate vaccines, vaccine supplies and commodities available.	
	Skilled Birth Attendance	100 per cent	100	100	One emergency delivery was conducted during the week.	
	Under Five Mortality Rate	2 deaths/10000/day	2	0	No death was reported during the week.	
Nutrition	Global Acute Malnutrition Rate	< 10%	10	0	37 children were screened for malnutrition but none of them was found to be malnourished.	
	Severe Acute Malnutrition Rate	< 2%	2	0	37 children were screened for malnutrition but none of them was found to be malnourished.	
Protection	% Of Persons Individually Registered	100 per cent of the new arrivals should be registered in ProGres V4	100	37	Registration activities are progressing smoothly, though currently not at 100%.	
Shelter	Accomodation Space	3.5 SQM/person (Has holding capacity of 1,000 individuals)	1,000	588	The transit centre is operating within capacity.	
WASH	Bathing Facilities	One facility per 50 people	12	64	No gap	
	Health Promoters Per Refugees	One for 500	1	6	No gap	
	Latrine Coverage	One latrine stance for 20 persons	29	73	No gap	
	Water Coverage	Min of 15 litres/person/day	15	61	No gap	

Indicates that there's a gap *Indicates that there's no gap*

Uganda Country Refugee Response Plan (UCRRP)
Critical Indicator Tracking Matrix - **Nyakabande Transit Centre**

As of *06/02/2026 - 12/02/2026*

New arrivals

798
Arrivals since Jan 2025

193
Arrivals in the last reporting week

Occupancy

20%
The center is operating within capacity, accomodating a population of
291 compared to its capacity of
1,420 individuals

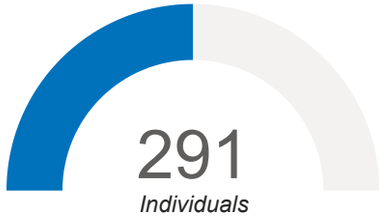

Daily new arrivals

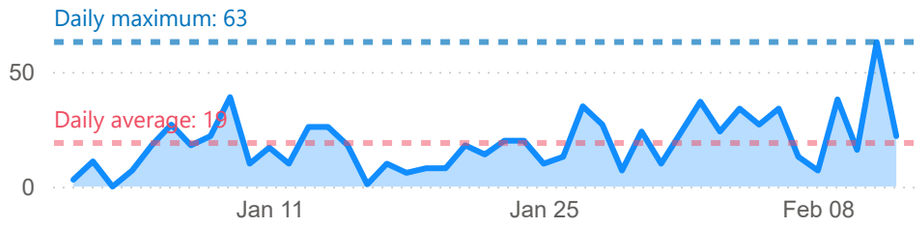

Sector	Indicator	Indicator Description / Standard	Target / Standard	Current status	What is being done - Comments	Status
Food	Food (Kilocalories/Person/Day)	2,100 kilo calories - The 2,100 kilocalories per person per day standard ensures basic energy and nutritional needs are met, typically provided through three balanced meals within the centres.	2,100	2,100	New arrivals at this transit centre are receiving 3 hot meals a day.	Indicates that there's no gap
Health	% Of Arrivals Medically Screened	100 per cent	100	100	All individuals screened prior to registration. No disease outbreak was reported.	Indicates that there's no gap
	Crude Mortality Rate	1 death/10000/day	1	0	No death was reported this week.	Indicates that there's no gap
	Measles Vaccine Coverage Rate	100 per cent	95	100	33 children were vaccinated against measles. There are adequate vaccines, vaccine supplies and commodities available.	Indicates that there's no gap
	Skilled Birth Attendance	100 per cent	100	100	One emergency delivery was registered	Indicates that there's no gap
	Under Five Mortality Rate	2 deaths/10000/day	2	0	No death was registered among children under 5 years during the week.	Indicates that there's no gap
Nutrition	Global Acute Malnutrition Rate	< 10%	10	8	25 children were screened of whom 2 were identified with severe acute malnutrition and enrolled in treatment.	Indicates that there's no gap
	Severe Acute Malnutrition Rate	< 2%	2	8	25 children were screened and 2 severe acute malnourished children were detected.	Indicates that there's a gap
Protection	% Of Persons Individually Registered	100 per cent of the new arrivals should be registered in ProGres V4	100	78	Registration activities are progressing smoothly, though currently not at 100%.	Indicates that there's a gap
Shelter	Accomodation Space	3.5 SQM/person (Has holding capacity of 1,420 individuals)	1,420	291	The transit centre is operating within capacity.	Indicates that there's no gap
WASH	Bathing Facilities	One facility per 50 people	6	23	No gap	Indicates that there's no gap
	Health Promoters Per Refugees	One for 500	1	7	No gap	Indicates that there's no gap
	Latrine Coverage	One latrine stance for 20 persons	15	95	No gap	Indicates that there's no gap
	Water Coverage	Min of 15 litres/person/day	15	76	No gap	Indicates that there's no gap

Indicates that there's a gap *Indicates that there's no gap*

Uganda Country Refugee Response Plan (UCRRP)
Critical Indicator Tracking Matrix - **Matanda Transit Centre**

As of *06/02/2026 - 12/02/2026*

New arrivals

50
Arrivals since Jan 2025

9
Arrivals in the last reporting week

Occupancy

7%
The center is operating within capacity, accomodating a population of
61 compared to its capacity of
900 individuals

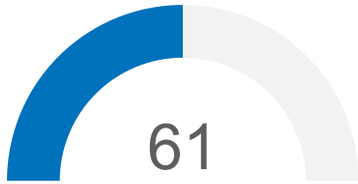

Daily new arrivals

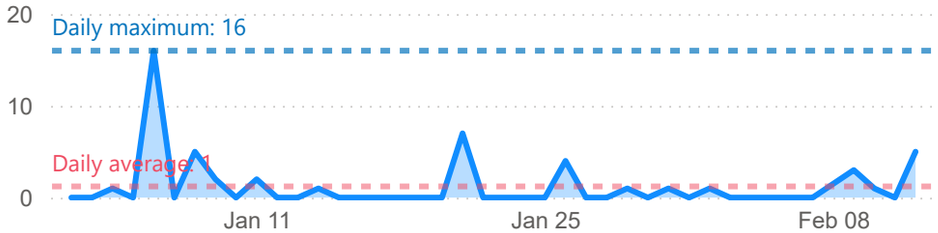

Sector	Indicator	Indicator Description / Standard	Target / Standard	Current status	What is being done - Comments	Status
Food	Food (Kilocalories/Person/Day)	2,100 kilo calories - The 2,100 kilocalories per person per day standard ensures basic energy and nutritional needs are met, typically provided through three balanced meals within the centres.	2,100	2,100	New arrivals at this transit centre are receiving 3 hot meals a day.	
Health	% Of Arrivals Medically Screened	100 per cent	100	100	All individuals screened prior to registration. No disease outbreak was reported.	
	Crude Mortality Rate	1 death/10000/day	1	0	No death was reported during the week.	
	Measles Vaccine Coverage Rate	100 per cent	95	100	2 children were vaccinated against measles. There is adequate vaccine supply.	
	Skilled Birth Attendance	100 per cent	100	0	No delivery was registered.	
	Under Five Mortality Rate	2 deaths/10000/day	2	0	No death was reported during the week.	
Nutrition	Global Acute Malnutrition Rate	< 10%	10	0	2 children were screened for malnutrition and none of them was found to be malnourished.	
	Severe Acute Malnutrition Rate	< 2%	2	0	2 children were screened for malnutrition and none of them was found to be malnourished.	
Protection	% Of Persons Individually Registered	100 per cent of the new arrivals should be registered in ProGres V4	100	6	No registration activities were conducted in the reporting week.	
Shelter	Accomodation Space	3.5 SQM/person (Has holding capacity of 900 individuals)	900	61	The transit centre is operating within capacity.	
WASH	Bathing Facilities	One facility per 50 people	1	25	No gap	
	Health Promoters Per Refugees	One for 500	1	2	No gap	
	Latrine Coverage	One latrine stance for 20 persons	3	25	No gap	
	Water Coverage	Min of 15 litres/person/day	15	656	No gap	

Indicates that there's a gap *Indicates that there's no gap*

Uganda Country Refugee Response Plan (UCRRP)
Critical Indicator Tracking Matrix - **Kiryandongo Reception Centre**

As of *06/02/2026 - 12/02/2026*

New arrivals

14
Arrivals since Jan 2025

0
Arrivals in the last reporting week

Occupancy

86%
The center is operating within capacity, accomodating a population of
446 compared to its capacity of
521 individuals

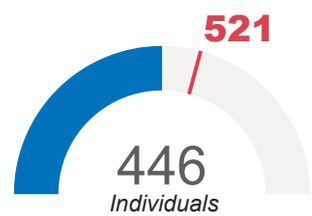

Daily new arrivals

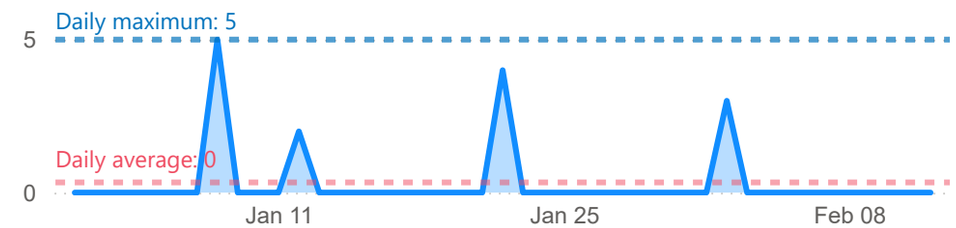

Sector	Indicator	Indicator Description / Standard	Target / Standard	Current status	What is being done - Comments	Status
Food	Food (Kilocalories/Person/Day)	2,100 kilo calories - The 2,100 kilocalories per person per day standard ensures basic energy and nutritional needs are met, typically provided through three balanced meals within the centres.	2,100	2,100	New arrivals at this reception centre are receiving 3 hot meals a day.	
Nutrition	Global Acute Malnutrition Rate	< 10%	10	0	No mass nutrition screening was conducted in the past two weeks.	
	Severe Acute Malnutrition Rate	< 2%	2	0	No mass nutrition screening was conducted in the past two weeks.	
Protection	% Of Persons Individually Registered	100 per cent of the new arrivals should be registered in ProGres V4	100	0	No registration activities were conducted in the reporting week.	
Shelter	Accomodation Space	3.5 SQM/person (Has holding capacity of 300 individuals)	521	446	The reception centre is operating within capacity..	
WASH	Bathing Facilities	One facility per 50 people	9	33	No gap	
	Health Promoters Per Refugees	One for 500	1	2	No gap	
	Latrine Coverage	One latrine stance for 20 persons	22	26	No gap	
	Water Coverage	Min of 15 litres/person/day	15	67	No gap	

Note: *Health indicators are screened at the transit centres and therefore not repeated at the reception centre.*

Indicates that there's a gap *Indicates that there's no gap*

Uganda Country Refugee Response Plan (UCRRP)
Critical Indicator Tracking Matrix - **Lokung Collection Point**

As of *06/02/2026 - 12/02/2026*

New arrivals

1,300
Arrivals since Jan 2025

167
Arrivals in the last reporting week

Occupancy

114%
The center is operating over capacity, accomodating a population of
489 compared to its capacity of
430 individuals

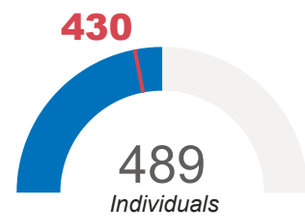

Daily new arrivals

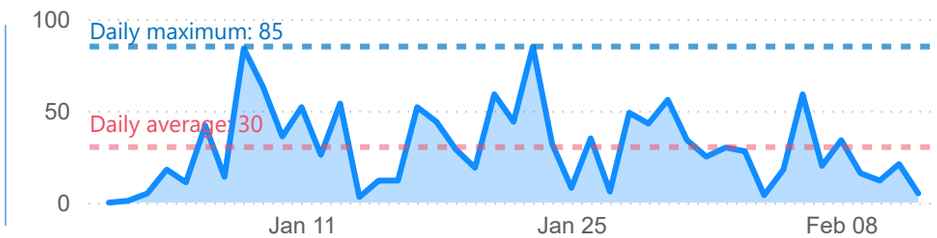

Sector	Indicator	Indicator Description / Standard	Target / Standard	Current status	What is being done - Comments	Status
Food	Food (Kilocalories/Person/Day)	2,100 kilo calories - The 2,100 kilocalories per person per day standard ensures basic energy and nutritional needs are met, typically provided through three balanced meals within the centres.	2,100	2,100	New arrivals at this reception centre are receiving 3 hot meals a day.	Green
Health	% Of Arrivals Medically Screened	100 per cent	100	100	All individuals screened prior to registration. No disease outbreak was reported.	Green
	Crude Mortality Rate	1 death/10000/day	1	0	No death was reported during the week.	Green
	Measles Vaccine Coverage Rate	100 per cent	95	100	98 children were vaccinated against measles during the week.	Green
	Skilled Birth Attendance	100 per cent	100	100	3 emergency deliveries were conducted with the assistance of skilled health workers at the health facility.	Green
	Under Five Mortality Rate	2 deaths/10000/day	2	0	No death was reported during the week.	Green
Nutrition	Global Acute Malnutrition Rate	< 10%	10	0	67 children were screened for malnutrition and none of them was found to be malnourished	Green
	Severe Acute Malnutrition Rate	< 2%	2	0	67 children were screened for malnutrition and none of them was found to be malnourished	Green
Protection	% Of Persons Individually Registered	100 per cent of the new arrivals should be registered in ProGres V4	100	51	Registration activities are progressing smoothly, though currently not at 100%.	Red
Shelter	Accomodation Space	3.5 SQM/person (Has holding capacity of 430 individuals)	430	489	The reception centre is operating at 114% occupancy capacity.	Red
WASH	Bathing Facilities	One facility per 50 people	10	112	No gap	Green
	Health Promoters Per Refugees	One for 500	1	4	No gap	Green
	Latrine Coverage	One latrine stance for 20 persons	24	89	No gap	Green
	Water Coverage	Min of 15 litres/person/day	15	20	No gap	Green

Indicates that there's a gap *Indicates that there's no gap*

Indicator data: OPM, partners, UNHCR **Author:** UNHCR Representation in Uganda **Feedback:** ugakaimug@unhcr.org **For more info, please visit:** UCRRP Information Center

Uganda Country Refugee Response Plan (UCRRP)
Critical Indicator Tracking Matrix - **Bubukwanga Transit Centre**

As of *06/02/2026 - 12/02/2026*

New arrivals

495
Arrivals since Jan 2025

98
Arrivals in the last reporting week

Occupancy

38%
The center is operating within capacity, accomodating a population of
245 compared to its capacity of
650 individuals

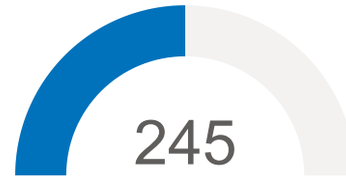

Daily new arrivals

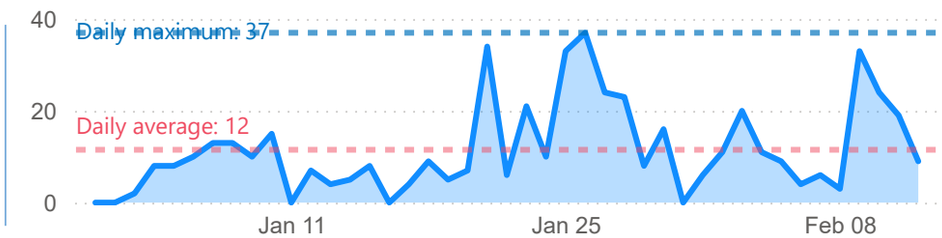

Sector	Indicator	Indicator Description / Standard	Target / Standard	Current status	What is being done - Comments	Status
Food	Food (Kilocalories/Person/Day)	2,100 kilo calories - The 2,100 kilocalories per person per day standard ensures basic energy and nutritional needs are met, typically provided through three balanced meals within the centres.	2,100	2,100	New arrivals at this reception centre are receiving 3 hot meals a day.	Gap: No
Health	% Of Arrivals Medically Screened	100 per cent	100	100	All new arivals were screened medically and no disease of outbreak potential was registered	Gap: No
	Crude Mortality Rate	1 death/10000/day	1	0	No death was reported during the week.	Gap: No
	Measles Vaccine Coverage Rate	100 per cent	95	100	53 children were vaccinated against measles. There is adequate vaccine supply.	Gap: No
	Skilled Birth Attendance	100 per cent	100	0	No emegency delivery was conducted.	Gap: No
	Under Five Mortality Rate	2 deaths/10000/day	2	0	No death was reported during the week.	Gap: No
Nutrition	Global Acute Malnutrition Rate	< 10%	10	7	15 children were screened and one was found to be severely malnourished.	Gap: No
	Severe Acute Malnutrition Rate	< 2%	2	7	15 children were screened and one was found to be severely malnourished.	Gap: Yes
Protection	% Of Persons Individually Registered	100 per cent of the new arrivals should be registered in ProGres V4	100	68	Registration activities are progressing smoothly, though currently not at 100%.	Gap: Yes
Shelter	Accomodation Space	3.5 SQM/person (Has holding capacity of 650 individuals)	650	245	The transit centre is operating within capacity.	Gap: No
WASH	Bathing Facilities	One facility per 50 people	5	25	No gap	Gap: No
	Health Promoters Per Refugees	One for 500	1	157	No gap	Gap: No
	Latrine Coverage	One latrine stance for 20 persons	12	25	No gap	Gap: No
	Water Coverage	Min of 15 litres/person/day	15	110	No gap	Gap: No

Indicates that there's a gap *Indicates that there's no gap*

Uganda Country Refugee Response Plan (UCRRP)
Critical Indicator Tracking Matrix - **Kabazana Reception Centre**

As of *06/02/2026 - 12/02/2026*

New arrivals

682
Arrivals since Jan 2025

374
Arrivals in the last reporting week

Occupancy

48%
The center is operating within capacity, accomodating a population of
722 compared to its capacity of
1,500 individuals

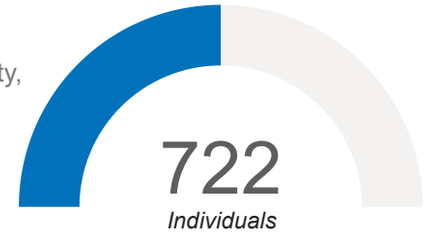

Daily new arrivals

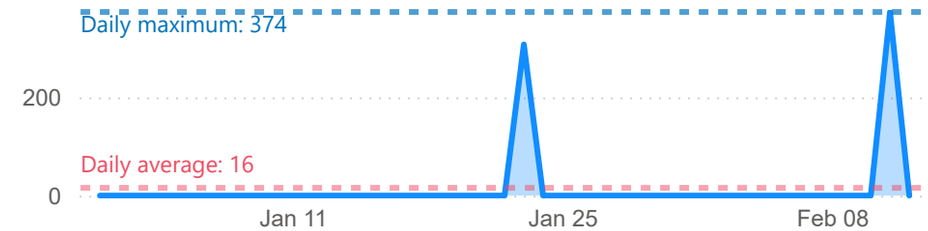

Sector	Indicator	Indicator Description / Standard	Target / Standard	Current status	What is being done - Comments	Status
Food	Food (Kilocalories/Person/Day)	2,100 kilo calories - The 2,100 kilocalories per person per day standard ensures basic energy and nutritional needs are met, typically provided through three balanced meals within the centres.	2,100	2,100	New arrivals at this reception centre are receiving 3 hot meals a day.	
Nutrition	Global Acute Malnutrition Rate	< 10%	10	0	No mass nutrition screening was conducted in the past two weeks.	
	Severe Acute Malnutrition Rate	< 2%	2	0	No mass nutrition screening was conducted in the past two weeks.	
Protection	% Of Persons Individually Registered	100 per cent of the new arrivals should be registered in ProGres V4	100	100	Arrivals relocated to Kabazana have already been registered.	
Shelter	Accomodation Space	3.5 SQM/person (Has holding capacity of 1,500 individuals)	1,500	722	The reception centre is operating within capacity.	
WASH	Bathing Facilities	One facility per 50 people	14	62	No gap	
	Health Promoters Per Refugees	One for 500	1	222	No gap	
	Latrine Coverage	One latrine stance for 20 persons	36	36	No gap	
	Water Coverage	Min of 15 litres/person/day	15	15	No gap	

Note: *Health indicators are screened at the transit centres and therefore not repeated at the reception centre.*

Indicates that there's a gap *Indicates that there's no gap*

Uganda Country Refugee Response Plan (UCRRP)
Critical Indicator Tracking Matrix - **Kagoma Reception Centre**

As of *06/02/2026 - 12/02/2026*

New arrivals

183
Arrivals since Jan 2025

78
Arrivals in the last reporting week

Occupancy

26%
The center is operating within capacity, accomodating a population of
325 compared to its capacity of
1,230 individuals

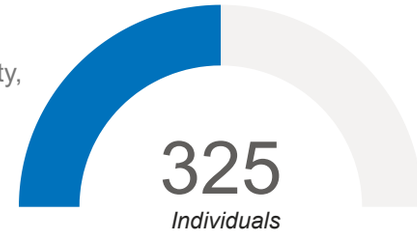

Daily new arrivals

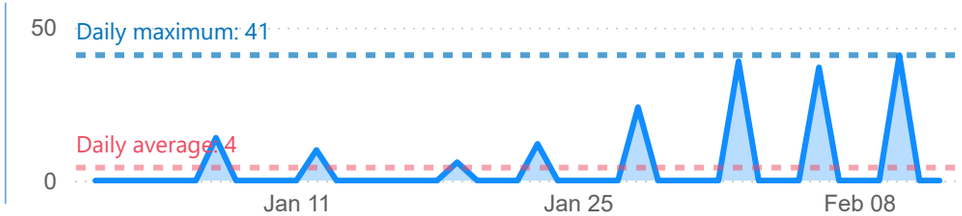

Sector	Indicator	Indicator Description / Standard	Target / Standard	Current status	What is being done - Comments	Status
Food	Food (Kilocalories/Person/Day)	2,100 kilo calories - The 2,100 kilocalories per person per day standard ensures basic energy and nutritional needs are met, typically provided through three balanced meals within the centres.	2,100	2,100	New arrivals at this reception centre are receiving 3 hot meals a day.	
Nutrition	Global Acute Malnutrition Rate	< 10%	10	0	No mass nutrition screening was conducted in the past two weeks.	
	Severe Acute Malnutrition Rate	< 2%	2	0	No mass nutrition screening was conducted in the past two weeks.	
Protection	% Of Persons Individually Registered	100 per cent of the new arrivals should be registered in ProGres V4	100	1	Registration activities are progressing smoothly, though currently not at 100%.	
Shelter	Accomodation Space	3.5 SQM/person (Has holding capacity of 1,230 individuals)	1,230	325	The reception centre is operating within capacity.	
WASH	Bathing Facilities	One facility per 50 people	7	29	No gap	
	Health Promoters Per Refugees	One for 500	1	4	No gap	
	Latrine Coverage	One latrine stance for 20 persons	16	54	No gap	
	Water Coverage	Min of 15 litres/person/day	15	123	No gap	

Note: *Health indicators are screened at the transit centres and therefore not repeated at the reception centre.*

Indicates that there's a gap *Indicates that there's no gap*

Uganda Country Refugee Response Plan (UCRRP)
Critical Indicator Tracking Matrix - **Sebagoro Transit Centre**

As of *06/02/2026 - 12/02/2026*

New arrivals

227
Arrivals since Jan 2025

76
Arrivals in the last reporting week

Occupancy

8%
The center is operating within capacity, accomodating a population of
24 compared to its capacity of
300 individuals

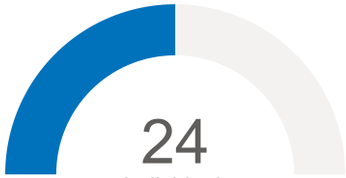

Daily new arrivals

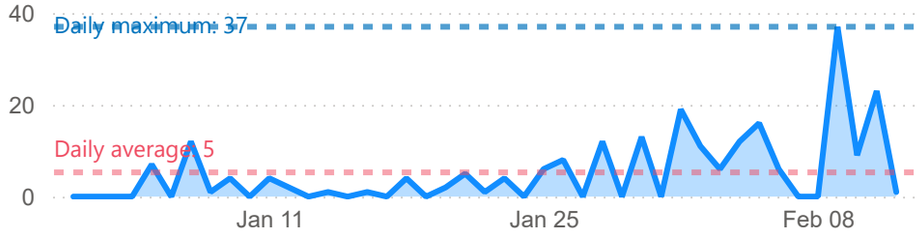

Sector	Indicator	Indicator Description / Standard	Target / Standard	Current status	What is being done - Comments	Status
Food	Food (Kilocalories/Person/Day)	2,100 kilo calories - The 2,100 kilocalories per person per day standard ensures basic energy and nutritional needs are met, typically provided through three balanced meals within the centres.	2,100	2,100	New arrivals at this reception centre are receiving 3 hot meals a day.	
Health	% Of Arrivals Medically Screened	100 per cent	100	0	No screening was done	
	Crude Mortality Rate	1 death/10000/day	1	0	No death was reported during the week.	
	Measles Vaccine Coverage Rate	100 per cent	95	0	No child was vaccinated against measles. There are adequate vaccines, vaccine supplies and commodities available.	
	Skilled Birth Attendance	100 per cent	100	0	No delivery was registered.	
	Under Five Mortality Rate	2 deaths/10000/day	2	0	No death was reported during the week.	
Nutrition	Global Acute Malnutrition Rate	< 10%	10	0	No mass nutrition screening was conducted in the past two weeks.	
	Severe Acute Malnutrition Rate	< 2%	2	0	No mass nutrition screening was conducted in the past two weeks.	
Shelter	Accomodation Space	3.5 SQM/person (Has holding capacity of 300 individuals)	300	24	The transit centre is within capacity.	
WASH	Bathing Facilities	One facility per 50 people	1	10	No gap	
	Health Promoters Per Refugees	One for 500	1	1	No gap	
	Latrine Coverage	One latrine stance for 20 persons	1	7	No gap	
	Water Coverage	Min of 15 litres/person/day	15	333	No gap	

Indicates that there's a gap *Indicates that there's no gap*

Uganda Country Refugee Response Plan (UCRRP)
Critical Indicator Tracking Matrix - **Ocea Reception Centre**

As of *06/02/2026 - 12/02/2026*

New arrivals

862
Arrivals since Jan 2025

215
Arrivals in the last reporting week

Occupancy

71%
The center is operating over capacity, accomodating a population of
605 compared to its capacity of
850 individuals

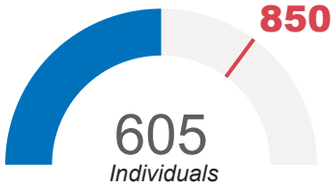

Daily new arrivals

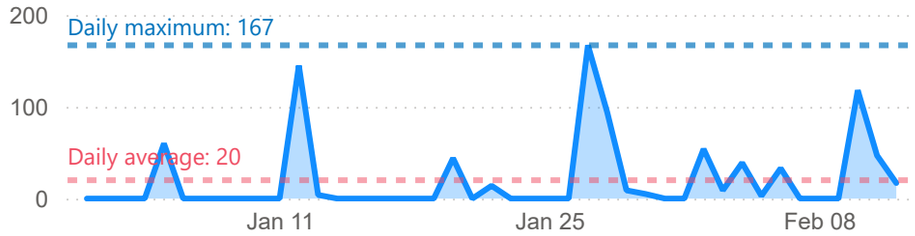

Sector	Indicator	Indicator Description / Standard	Target / Standard	Current status	What is being done - Comments	Status
Food	Food (Kilocalories/Person/Day)	2,100 kilo calories - The 2,100 kilocalories per person per day standard ensures basic energy and nutritional needs are met, typically provided through three balanced meals within the centres.	2,100	2,100	New arrivals at this reception centre are receiving 3 hot meals a day.	
Health	% Of Arrivals Medically Screened	100 per cent	100	0	No screening was done	
	Crude Mortality Rate	1 death/10000/day	1	0	No death was reported during the week.	
	Measles Vaccine Coverage Rate	100 per cent	95	0	No child was vaccinated against measles. There are adequate vaccines, vaccine supplies and commodities available.	
	Skilled Birth Attendance	100 per cent	100	0	No delivery was registered.	
	Under Five Mortality Rate	2 deaths/10000/day	2	0	No death was reported during the week.	
Nutrition	Global Acute Malnutrition Rate	< 10%	10	0	No mass nutrition screening was conducted in the past two weeks.	
	Severe Acute Malnutrition Rate	< 2%	2	0	No mass nutrition screening was conducted in the past two weeks.	
Shelter	Accomodation Space	3.5 SQM/person (Has holding capacity of 300 individuals)	850	605	The reception centre is operating within capacity.	
WASH	Bathing Facilities	One facility per 50 people	12	16	No gap	
	Health Promoters Per Refugees	One for 500	1	5	No gap	
	Latrine Coverage	One latrine stance for 20 persons	30	25	There's a gap of 5 latrine stances.	
	Water Coverage	Min of 15 litres/person/day	15	33	No gap	

Indicates that there's a gap *Indicates that there's no gap*