UNHCR Libya

110,009 Individuals | **47,821** Cases | **2.30** AVG Case Size

Registration Dashboard
1 March 2026

Legal St... All | Urban or DC All | Gender All | Mantika All

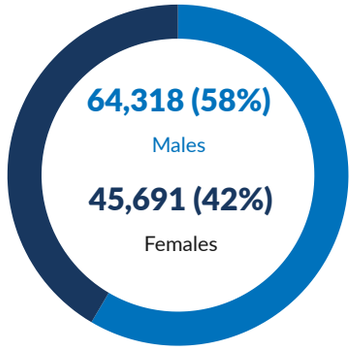

22,920 (21%) Boys
40,084 (36%) Men
25,070 (23%) Single Males
1,314 (1%) Elderly Men (60+)

20,150 (18%) Girls
24,714 (22%) Women
3,122 (3%) Single Females
827 (1%) Elderly Women (60+)

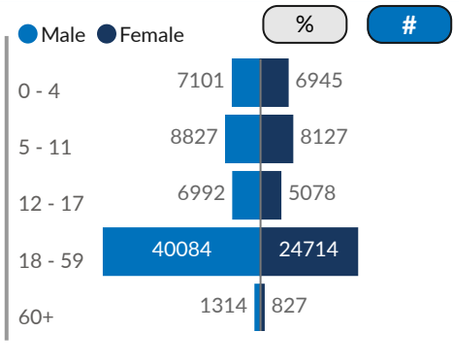

Place of Residence

Mantika	# of Individuals	% of Individuals
Tripoli	47,050	42.77%
Aljfara	28,395	25.81%
Misrata	9,554	8.68%
Azzawya	7,506	6.82%
Zwara	3,909	3.55%
Almargeb	3,837	3.49%
Benghazi	2,877	2.62%
Unknown	2,379	2.16%
Al Jabal Al Gharbi	1,364	1.24%
Ejdabia	607	0.55%
Al Jabal Al Akhdar	467	0.42%
Sebha	366	0.33%
Nalut	274	0.25%
Murzuq	240	0.22%
Tobruk	227	0.21%
Sirt	207	0.19%
Almarj	191	0.17%
Wadi Ashshati	142	0.13%
Ubari	118	0.11%
Alkufra	110	0.10%
Derna	105	0.10%
Aljufra	82	0.07%
Ghat	2	0.00%

New Registration / Closure

Refugee Trends

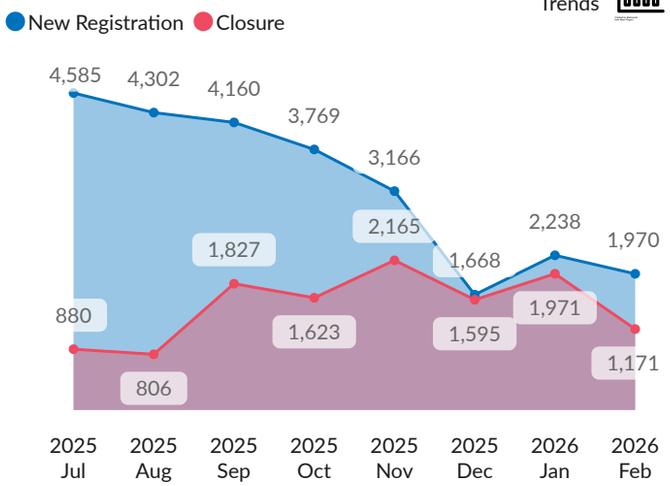

Nationality

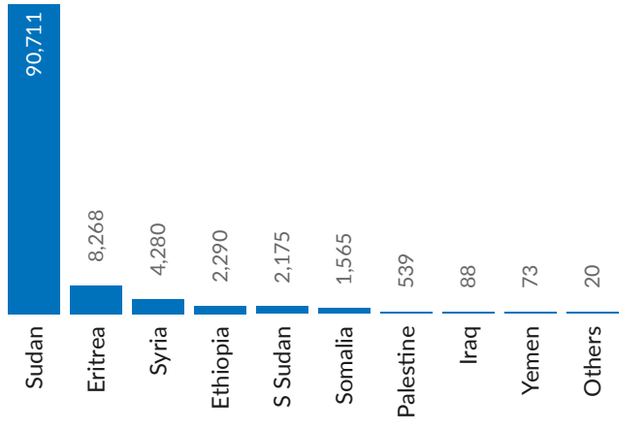

Education level in the country of origin

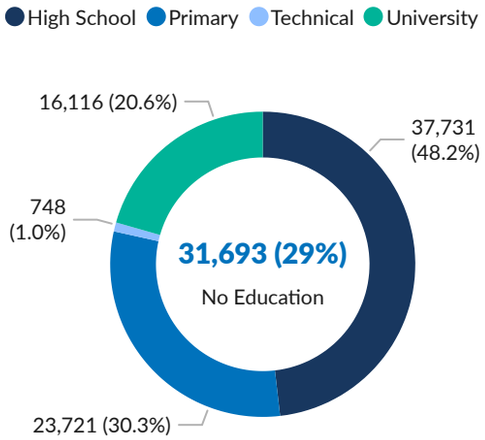

Specific Needs Categories

Categories	Individuals	% Value
Child at risk	16,287	15.96%
Disability	1,947	1.91%
Family unity	2,221	2.18%
Older person at risk	611	0.60%
Serious medical condition	9,579	9.39%
SGBV	3,012	2.95%
Single parent	3,891	3.81%
Specific legal and physical protection needs	52,271	51.23%
Torture	1,680	1.65%
Unaccompanied or separated child	2,367	2.32%
Woman at risk	8,158	8.00%

* Specific needs categories can only be filtered by Nationality

Occupation in the country of origin

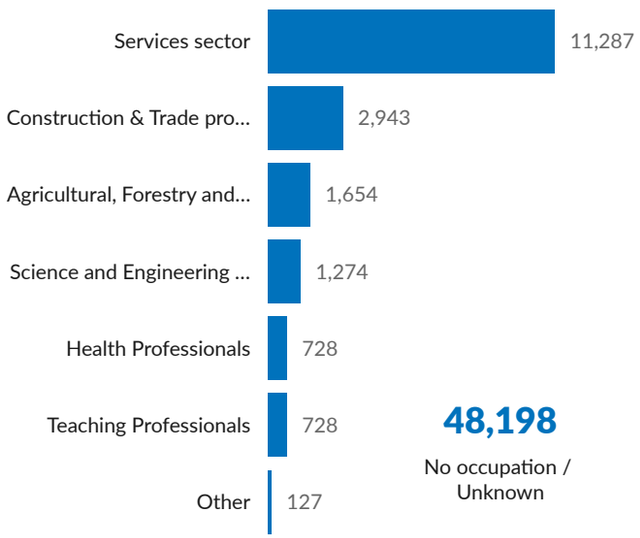

48,198
No occupation / Unknown

* data contains only adult population

Location Map

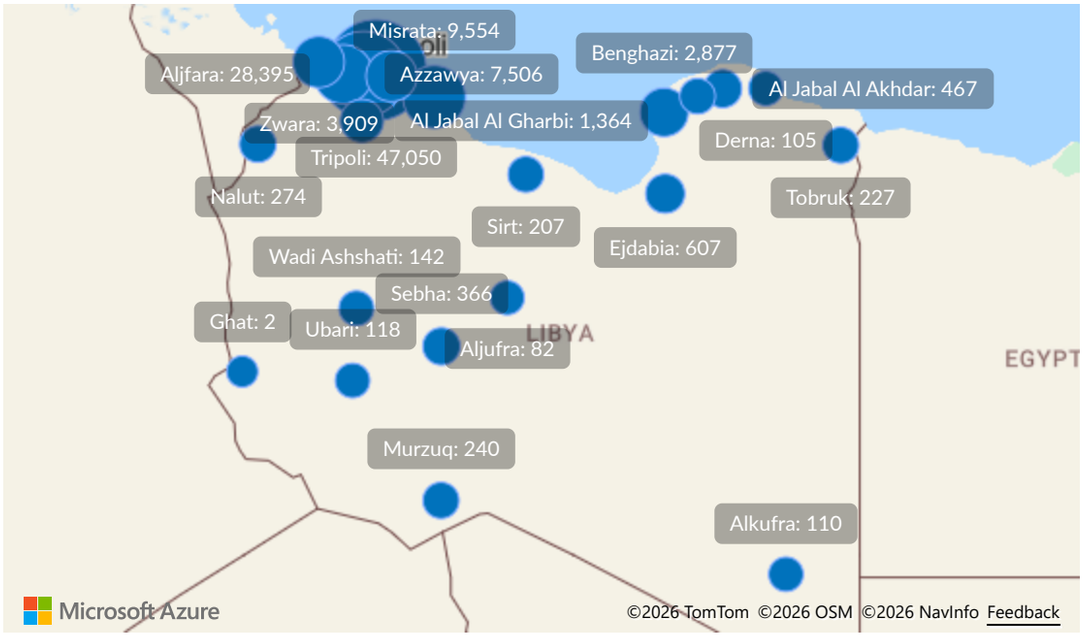

Publication date: 1 March 2026; Source: UNHCR Libya; Contact: lbytunupdate@unhcr.org