EGYPT
Registered Population (Refugees and Asylum Seekers)

as of 28 February 2026

1,098,750 Registered population

440,946 Registered households

74.7% Women and children

19.6% Persons with specific needs

Age & gender of registered population

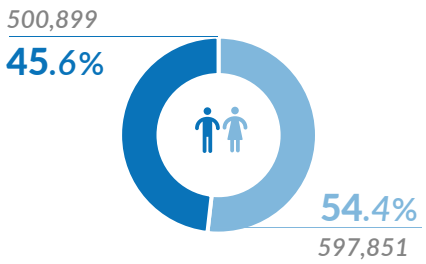

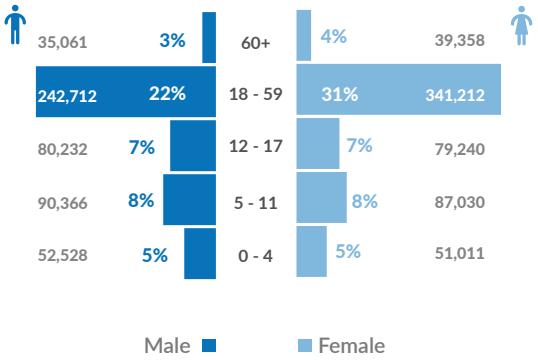

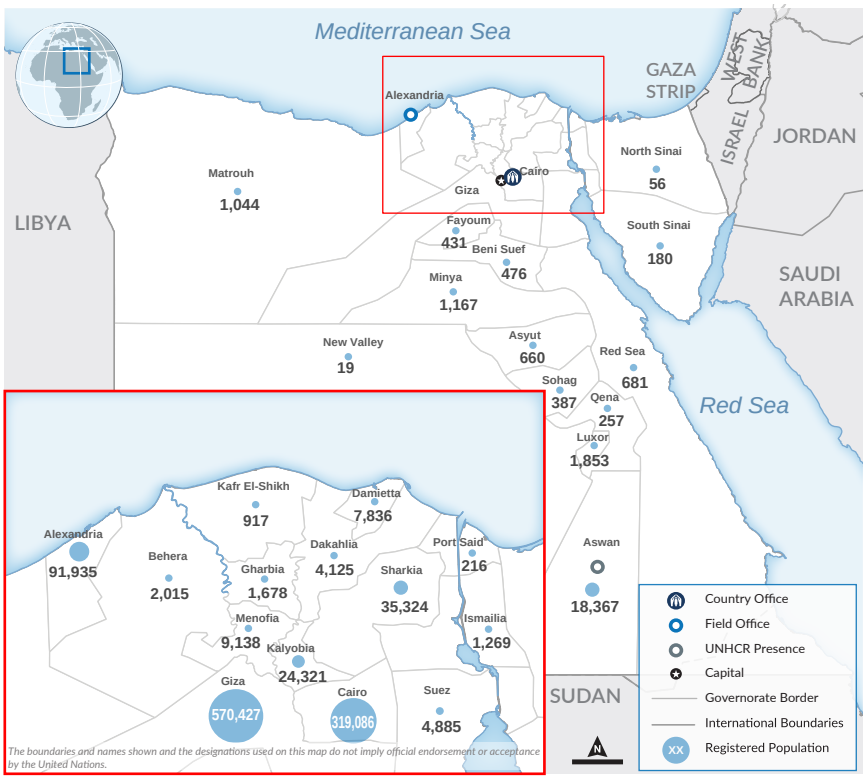

Persons with specific needs*

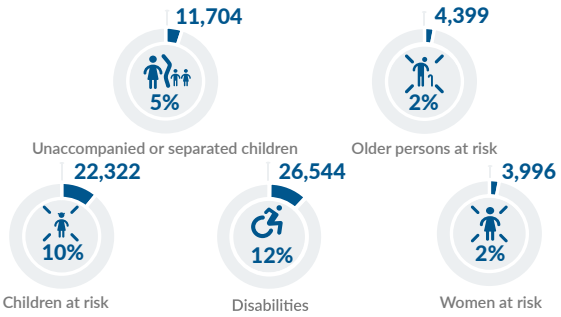

*Individuals who may face particular vulnerabilities and barriers to access services and protection, due to factors such as age, disability, health conditions, or other vulnerabilities. For more information please click on the link here.

Population by nationality

841,477 Sudanese

107,976 Syrians

149,297 Other Nationalities

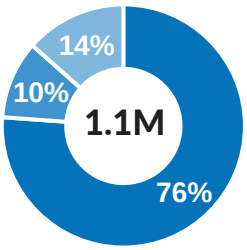

Population growth

Percentage growth in Sudanese refugee numbers versus all nationalities between 31 March 2023 (pre Sudan crisis) and 28 February 2026.

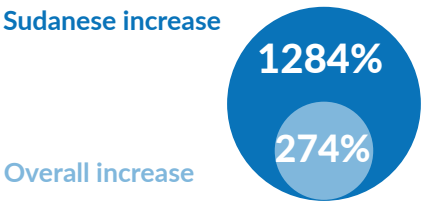

Trend of population by nationality

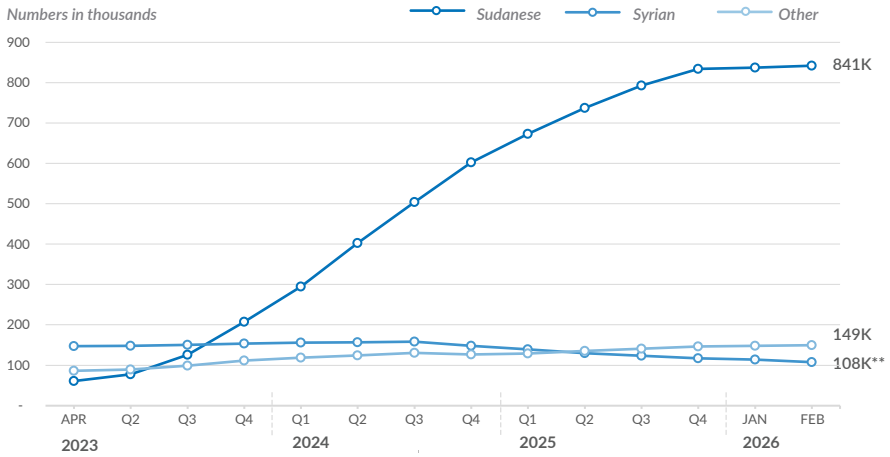

** Syrian refugee numbers dropped since October 2024 as UNHCR resumed inactivating cases who did not renew their documents. Additionally, following recent political developments in Syria, there has been a significant increase in asylum closure requests from Syrian refugees.

UNHCR is grateful for the contributions from its donors

Private donors in China, Canada, Germany, Italy, Japan, MENA, the Netherlands, the Republic of Korea, Spain, Sweden, UK and USA.

Creation Date: 4 March 2026 | Data Source: UNHCR Operational Data Management Unit | Feedback: UNHCR Information Management Unit: arecaim@unhcr.org