MCO CAMEROUN: STATISTIQUES DE REFUGIES ET DEMANDEURS D'ASILE (February 2026)

Cameroon | Congo, Republ... | Equatorial Gui... | Gabon | Sao Tome and ...

Legal Status
- [ ] Asylum Seeker
- [ ] Refugee

Region: All

Departement: All

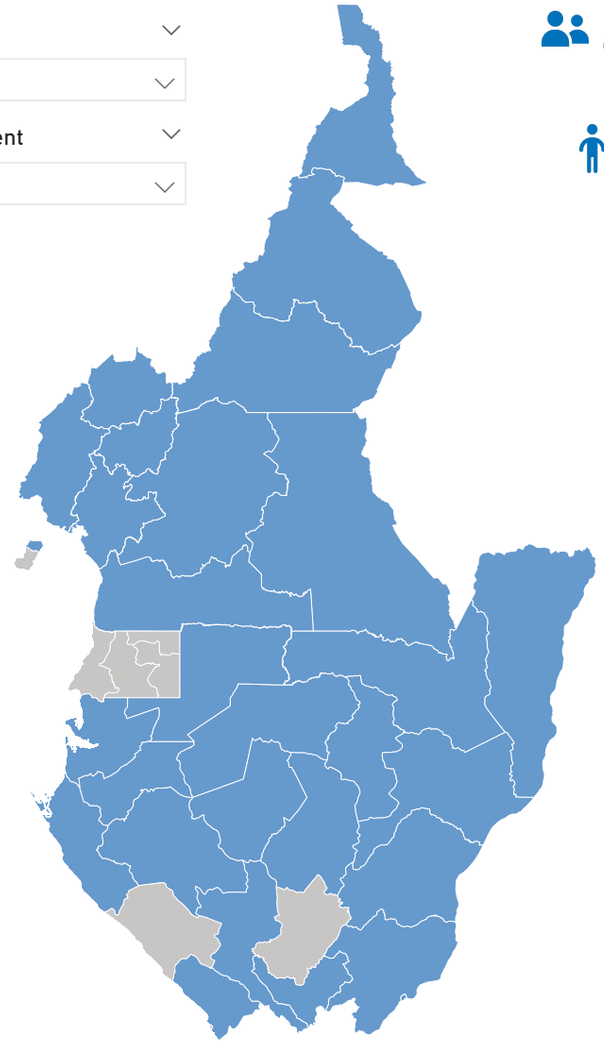

496,691 Population totale

468,914 Réfugiés

27,777 Demandeurs d'Asile

252697 Children

237481 Adults

20918 Elders

Region	00 - 04 years Female	00 - 04 years Male	05 - 11 years Female	05 - 11 years Male	12 - 17 years Female	12 - 17 years Male	18 - 59 years Female	18 - 59 years Male	60+ years Female	60+ years Male
Ogooue-Maritime						2	3	3	1	1
Ouest		3	2	1			4	77		1
Plateaux	500	454	1342	1282	1057	1099	2628	2503	293	246
Pointe-Noire	49	60	142	163	145	148	455	1060	14	52
Pool	286	249	667	650	533	573	1975	2379	145	300
Sangha	33	32	129	139	166	137	633	777	22	78
Sangha-Mbaere		1								
Sud	4	2	4	3		1	20	99		9
Sud-Ouest	3	3	29	32	74	90	293	960	33	41
Woleu-Ntem								1		1
Total	**875**	**804**	**2315**	**2270**	**1975**	**2050**	**6011**	**7859**	**508**	**729**

Education Age

Region	04-05 Years	06-11 Years	12-18 Years	Total
Adamaoua	3969	11760	12703	**28432**
Est	10700	31397	32448	**74545**
Estuaire	1	8	16	**25**
Haut-Ogooue	1	2	6	**9**
Littoral	750	2578	2524	**5852**
Mai-Ndombe		3	2	**5**
Nord	2477	8769	7423	**18669**
Nord-Ouest		18	34	**52**
Ogooue-Maritime			2	**2**
Ouest	2	1		**3**
Sud	5	5	3	**13**
Sud-Ouest	1	60	191	**252**
Total	**17906**	**54601**	**55352**	**127859**

Sites / Camp	Female	Male
Gado Badzere Site	8469	7424
Mbile Site	4640	4231
Lolo Site	4399	4167
Site du 15 Avril	3930	3594
Borgop Site	3609	3056
Site de Bouemba	3143	2900
Timangolo Site	1851	1726
Ngam Site	1554	1311
Ngarisingo Site	557	558

Repartition par Tranche d'age et par Sexe

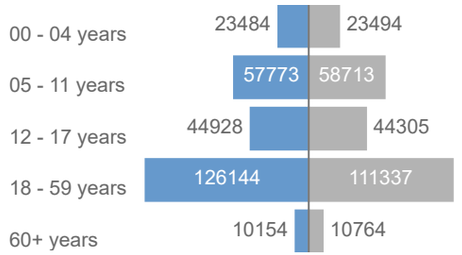

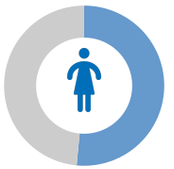

49% Of refugees are women and girls

51% Of refugees are children

Country of Origin	Total
Central African Republic	318024
Nigeria	125073
Democratic Republic of the Congo	31819
Niger	10506
Chad	4368
Rwanda	3674
Sudan	1111
Mali	673
Guinea	371
Burundi	176
Congo, Republic of the	121
Burkina Faso	112
Cameroon	97
Total	**496691**

Niveau d'étudesID by Education

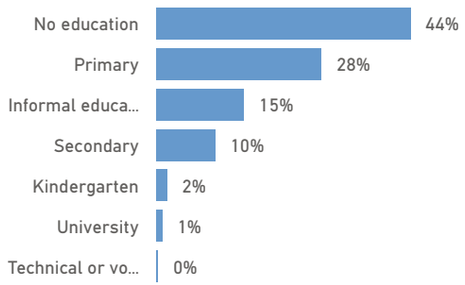

Personnes à Besoin Spécifiques	Female	Male	Total
Child at risk	17088	13189	**30277**
Woman at risk	17537	7	**17544**
Single parent	14850	1333	**16183**
Older person at risk	7003	6162	**13165**
Disability	5553	6294	**11847**
Serious medical condition	6258	4870	**11128**
Unaccompanied or separated child	4091	3367	**7458**
SGBV	2231	115	**2346**
Torture	219	336	**555**

UNHCR CAMEROON MONTHLY UPDATES

KEY HIGHLIGHTS February 2026

Source des données des réfugiés: Gouvernement du Cameroun avec le support du HCR ::

Contact for more info DIMA Unit Cameroon ***cmr_yaim@unhcr.org***

UNHCR Cameroon needs to support refugees, asylum seekers, and internally displaced persons (IDPs) in the country. This update provides detailed demographic, socio-economic, and educational data, as well as information on persons with specific needs, underscoring the complex and multifaceted nature of the refugee and IDP crisis in Cameroon. The monthly update highlights the demographic diversity, educational and occupational challenges, and specific needs of the displaced populations. The data emphasizes the importance of targeting interventions and creating support mechanisms to address the varied and pressing needs of these vulnerable groups. The Cameroonian government and international organizations must collaborate to provide necessary aid and ensure the well-being of these populations.

Population Overview:

Refugees and Asylum Seekers: Cameroon hosts 406,144 refugees and 19,588 asylum seekers.
Internally Displaced Persons (IDPs): The country has 1,004,257 IDPs, with an additional 790,842 returnees.
Major Countries of Origin: Refugees primarily come from the Central African Republic 282,375 , Nigeria 125,066 , Chad 4,274 , and Niger 10,494.

Demographic Distribution:

A significant portion of the refugees are women and children. Specifically, 52% of the refugee population are women and girls, and 51% are children.
Age Groups: Refugees are categorized into various age groups, with notable populations in the 0-4, 5-11, 12-17, 18-59, and 60+ age ranges.

Education Levels:

The educational attainment of refugees varies, with 46% having no education, 27% having primary education, and smaller percentages having informal, secondary, university, or technical/vocational education.

Occupations:

47% of refugees are engaged in various occupations such as homemakers, traders, drivers, pensioners, maneuvers, and breeders. 17% are students, 14% are unemployed, and 9% are farmers.

Ethnicity and Religion:

Ethnicity: The majority of ethnicities are Peulh 44% , Kanuri 12% .
Religion: The religious makeup includes 74% Muslims, 24% Christians, and 2% others.

Persons with Specific Needs:

Categories: There are several categories of persons with specific needs including children at risk, women at risk, single parents, older persons, unaccompanied or separated children, and persons with disabilities.
Top Concerns: The highest numbers are children at risk of not attending school 26,112 , individuals with vision disabilities 5,174 , and older persons with children 3,146 .

Legal and Marital Status:

Legal Status: Refugees and asylum seekers are categorized based o their arrival years, with significant influxes noted in 2014 and subsequent years. Marital Status: The majority of the refugee population is single 67% , followed by married individuals 25%.

Regional distribution:

The distribution of refugees and IDPs across various regions in Cameroon shows significant numbers in different regions. The East region hosts the largest refugee population with 160,095 individuals. The Far-North has 120,566 refugees, while Adamaoua has 57,116 . The North region accommodates 36,899 refugees, and the Centre has 26,869. The Littoral region has 22,196 refugees.

Challenges and Needs:

UNHCR MCO in Cameroon grapples with significant challenges in managing and supporting its large refugee and internally displaced populations. Due to increasing global crises, UNHCR Cameroon faces immense strain, with regions like the East and Extreme-Nord hosting 160,095 and 120,566 refugees respectively, the strain on resources is immense. These populations include a high percentage of children and women, requiring specialized services such as education, healthcare, and protection. The diverse educational levels among refugees, ranging from no education to university, indicate a need for comprehensive educational programs. Additionally, significant numbers of refugees are unemployed or engaged in low-income occupations, highlighting the necessity for vocational training and employment opportunities. The presence of vulnerable groups, such as unaccompanied children, single parents, and individuals with disabilities, further underscores the urgent need for targeted humanitarian aid and robust social support systems to address their specific needs and ensure their well-being.

UNHCR CAMEROON IN A GLANCE

February 2026

Central African | Nigeria | IDP Far North | IDP NWSW | Other Refugees

Population Type: All | Region: All | Zone: All | Owning Office: All

2,220,831 Total of Persons we serve

406,144 Refugee

19,588 Asylum Seeker

1,004,257 Internally Displaced

790,842 Returnees IDP

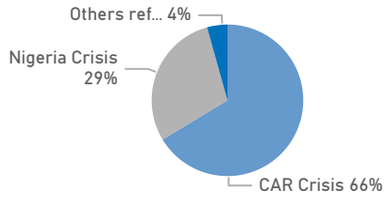

Distribution by crisis

52% Of refugees are women and girls

51% Of refugees are children

57% Of IDPs are children

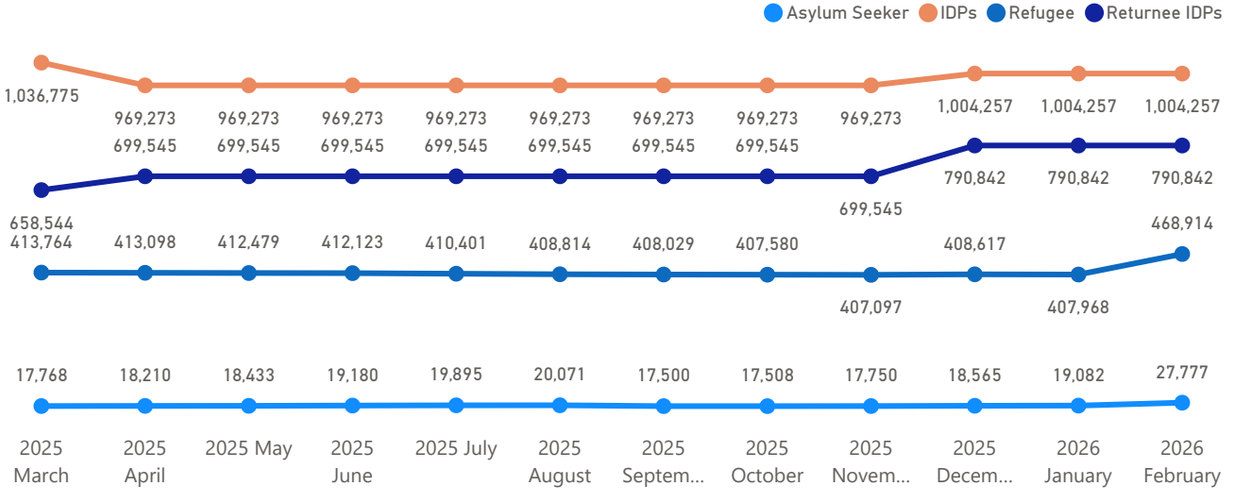

Refugee and Asylum Seeker by Department

Number of Offices **8**

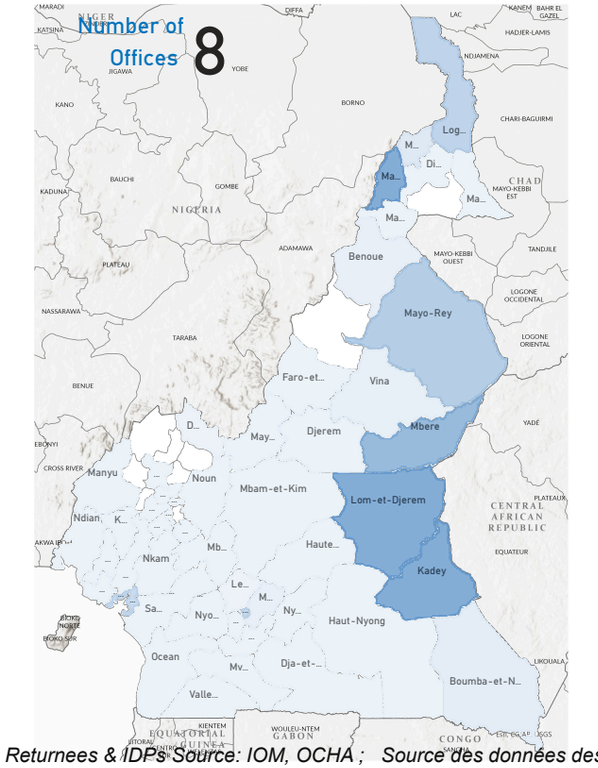

IDPs by Department

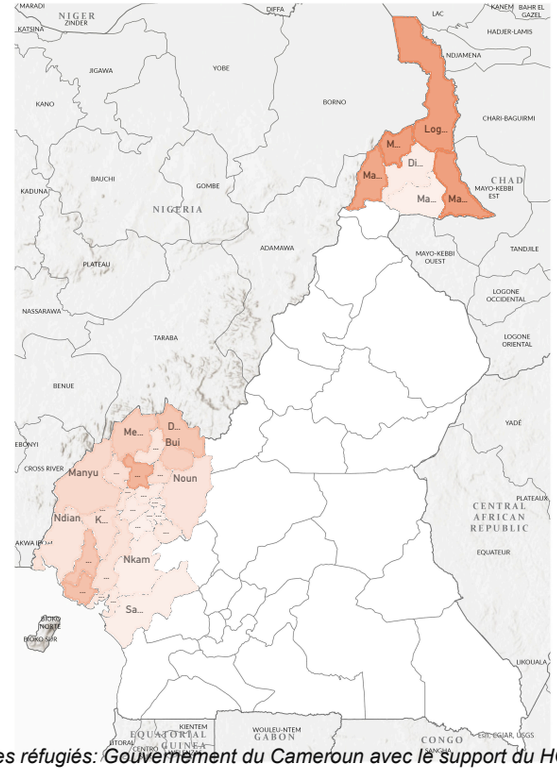

Top 5 countries with refugees and asylum seekers

Central African...	282,375
Nigeria	125,066
Chad	4,274
Others...	1,854
Niger	10,494
Rwanda	444
Mali	667
Soudan	795

Number of years spent in Cameroon

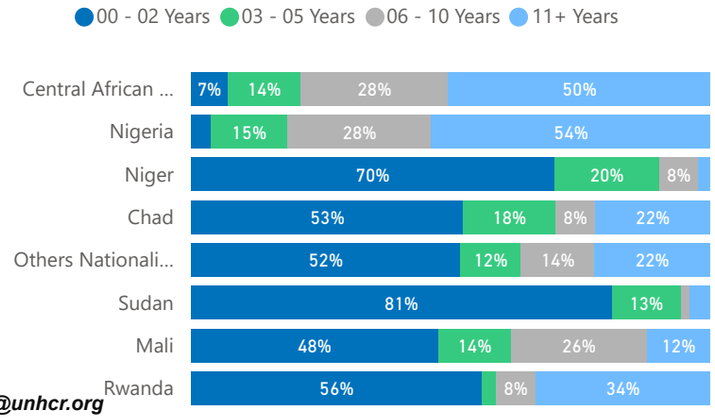

Returnees & IDPs Source: IOM, OCHA ; Source des données des réfugiés: Gouvernement du Cameroun avec le support du HCR :: Contact for more info DIMA Unit Cameroon ***cmr_yaim@unhcr.org***

DEMOGRAPHIC POPULATION IN CAMEROON

February 2026

Central African | Nigeria | Other Refugees

Legal Status: Asylum Seeker | Refugee

Site/Camp: In Site/Camp | Out of Site/Camp

199,040
School age children

Region: All | Department: All | Zone: All | Owning Office: All

Population distribution (gender and age group)

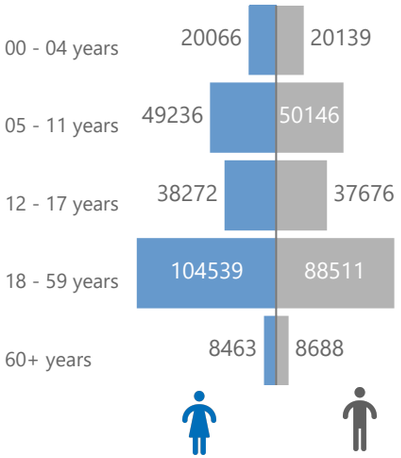

Education Level

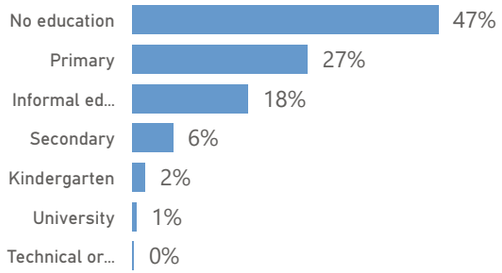

Ethnicity

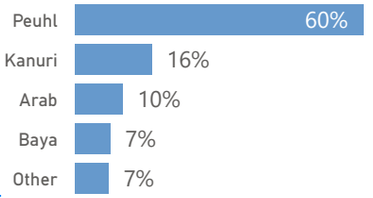

Marital Status	Percentage
Single	67.41%
Married	24.97%
Widowed	3.59%
Divorced	1.81%
Common Law Married	0.77%
Separated	0.68%
Unknown	0.41%
Engaged	0.35%
Partnership	0.01%

Year of arrival of refugees

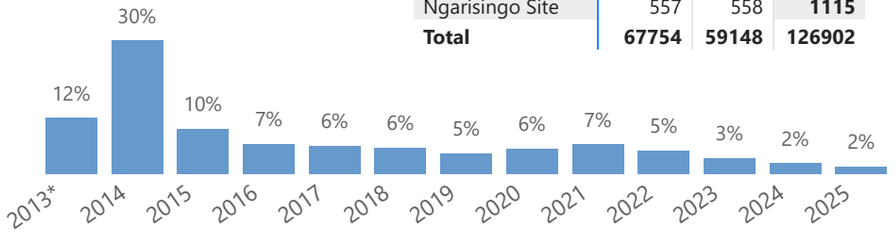

Refugees by age group

Region	00 - 04 years Female	00 - 04 years Male	05 - 11 years Female	05 - 11 years Male	12 - 17 years Female	12 - 17 years Male	18 - 59 years Female	18 - 59 years Male	60+ years Female	60+ years Male	Total
Est	7294	7266	17954	18731	14439	14312	42141	31325	3227	3406	**160095**
Extreme-Nord	6681	6682	15748	15599	12112	11693	27485	19293	2666	2607	**120566**
Adamaoua	2780	2844	6736	6962	5633	5643	14629	9251	1356	1282	**57116**
Nord	1683	1653	5012	5062	3389	3323	9489	5786	806	696	**36899**
Centre	1095	1080	2386	2327	1597	1498	6370	9959	216	341	**26869**
Littoral	526	605	1360	1417	1017	1097	4041	11686	147	300	**22196**
Sud-Ouest	3	3	29	32	74	90	293	960	33	41	**1558**
Nord-Ouest			6	12	10	19	64	75	12	5	**203**
Sud	4	2	3	3		1	19	99		9	**140**
Ouest		3	2	1			4	76		1	**87**
Total	**20066**	**20139**	**49236**	**50146**	**38271**	**37676**	**104536**	**88511**	**8463**	**8688**	**425732**

Site/Camp	Female	Male	Total
Minawao Camp	42678	36675	**79353**
Gado Badzere Site	8468	7424	**15892**
Mbile Site	4640	4231	**8871**
Lolo Site	4398	4167	**8565**
Borgop Site	3609	3056	**6665**
Timangolo Site	1850	1726	**3576**
Ngam Site	1554	1311	**2865**
Ngarisingo Site	557	558	**1115**
Total	**67754**	**59148**	**126902**

Education Age

Region	04-05 Years Female	04-05 Years Male	06-11 Years Female	06-11 Years Male	12-18 Years Female	12-18 Years Male	Total
Adamaoua	1925	2042	5769	5984	6375	6325	**28420**
Centre	636	656	2054	1991	1831	1725	**8893**
Est	5328	5370	15321	16070	16256	16192	**74537**
Extreme-Nord	4314	4244	13612	13498	13696	13238	**62602**
Littoral	298	372	1198	1215	1161	1357	**5601**
Nord	1199	1278	4402	4367	3761	3661	**18668**
Nord-Ouest			6	12	13	21	**52**
Ouest	1	1	1				**3**
Sud	2	2	2	3		3	**12**
Sud-Ouest		1	29	31	87	104	**252**
Total	**13703**	**13966**	**42394**	**43171**	**43180**	**42626**	**199040**

*Returnees & IDPs Source: IOM, OCHA ; Source des données des réfugiés: Gouvernement du Cameroun avec le support du HCR:: * Arrived before 2013:: Contact for more info DIMA Unit Cameroon* ***cmr_yaim@unhcr.org***

PERSONS WITH SPECIFIC NEEDS IN CAMEROON

February 2026

Source des données des réfugiés: Gouvernement du Cameroun avec le support du HCR ::
Contact for more info DIMA Unit Cameroon ***cmr_yaim@unhcr.org***

Central African | Nigeria | Other Refugees

Owning Office: All

Region: All | Department: All | Commu...: All | Zone: All

Areas of Responsibility

Child Protection | General Protection | SGBV

152,694 Person with Specific Needs

Gender

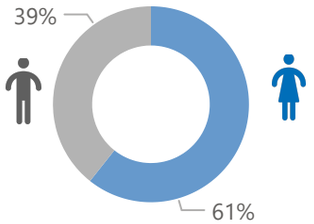

Male | Female

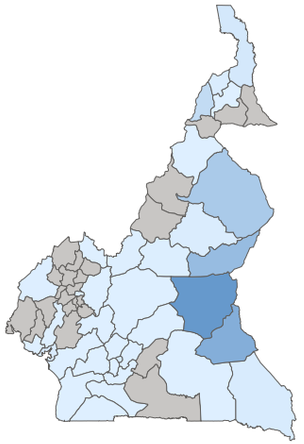

Person with Specific Needs

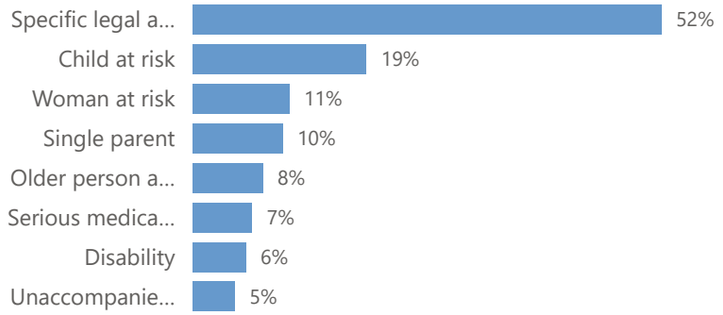

29,664 Child at Risk

SPN Sub Category	# Refugee
Child at risk of not attending school	28490
Child with special education needs	632
Child parent	309
Child spouse	258
Teenage pregnancy	91
Child engaged in other forms of child labour	63
Child carer	61
Child engaged in worst forms of child labour	29
Child associated with armed forces or groups	8
No legal documentation	5

9,079 Disability

SPN Sub Category	# Refugee
Vision	3976
Hearing	1572
Lower Body Mobility	1390
Emotions and behavior	1304
Communication	809
Upper Body Mobility	369
Physical disability - moderate	157
Visual impairment (including blindness)	70
Self-Care	51
Mental disability - moderate	47

11,974 Older at Risk

Older Person at Risk	# Refugee
Older person with children	5819
Older person unable to care for self	4581
Single older person	2147
No legal documentation	2
Woman at risk	2
Single HR - grandparent	1
Single HR - parent	1
Single woman at risk	1

10,149 Serious Medical Condition

SPN Sub Category	# Refugee
Other medical condition	6346
Chronic illness	2258
Malnutrition	647
Difficult pregnancy	528
Critical medical	419
Mental illness	198
Addiction	23
Woman at risk	16
Emotions and behavior	3
Vision	3

15,341 Single Parent

(Top 10) Single Parent	# Refugee
Single HR - parent	13900
Single HR - caregiver	914
Single HR - grandparent	639
Woman at risk	13
Single woman at risk	9
Child parent	3
No legal documentation	2
Single older person	2
Child at risk of not attending school	1
Older person with children	1

7,199 Unaccompanied or separated child

(Top 6) Unaccompanied or separated child	# Refugee
Separated child	6584
Unaccompanied child	589
Child headed household	43
Child in institutional care	26
Child in foster care	16
No legal documentation	4

2,113 SGBV

SGBV	Refugee
Victim/Survivor of SGBV in country of asylum	569
Threat of forced marriage	525
Victim/Survivor of SGBV in country of asylum	412
Victim/Survivor of SGBV in country of origin	282
Survival sex	223

279 Family Unity

Family Unity Sub-Category	# Refugee
Family reunification required	233
Tracing required	46

16,451 Woman at Risk

(Top 4) Single Parent Sub-Category	# Refugee
Woman at risk	9190
Single woman at risk	3267
Single HR - parent	8
Lactating	4257

SOCIO-ECONOMICS DATA OF REFUGEES IN CAMEROON

February 2026

Source des données des réfugiés: Gouvernement du Cameroun avec le support du HCR :

Contact for more info DIMA Unit Cameroon ***cmr_yaim@unhcr.org***

Central African | **Nigeria** | **Other Refugees**

Region: All

Zone: All

Occupation

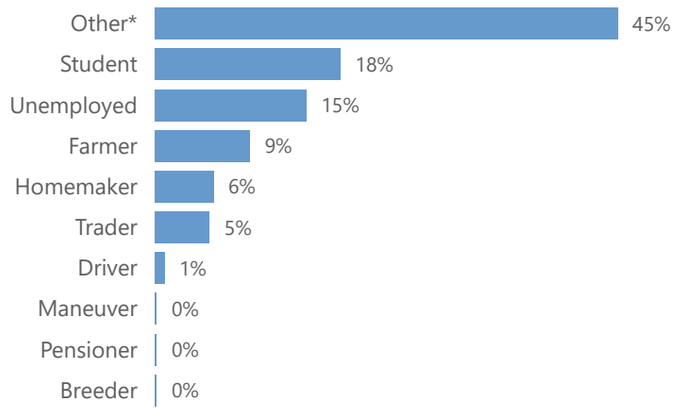

Registration Reason

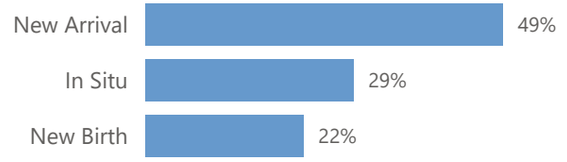

Religion

Male | Female

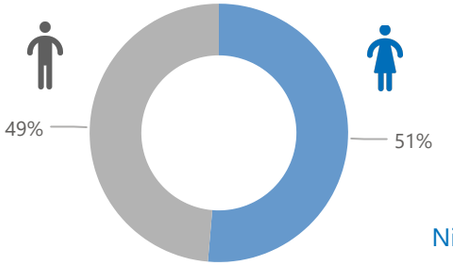

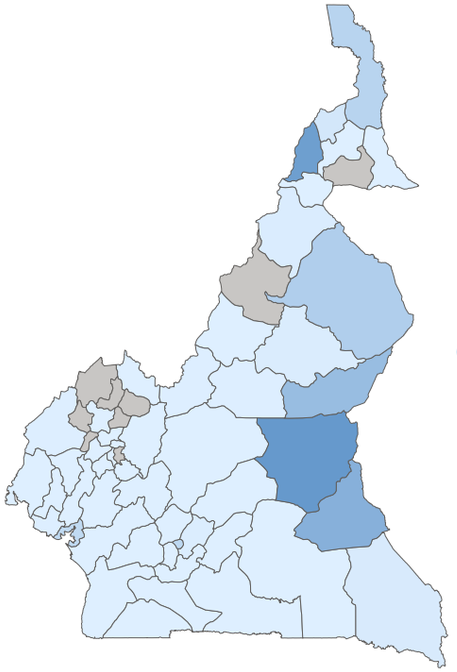

Central African

Occupations	Adamaoua	Centre	Est	Extreme-Nord	Littoral	Nord	Sangha-Mbaere
Other*	17638	9521	57064	10	5616	5068	1
Student	15089	4378	30048		3553	7483	
Unemployed	7369	1923	34220	1	879	11513	
Farmer	8710	854	13718	1	338	6816	
Homemaker	4102	1238	14787		1020	1738	
Trader	2854	1325	7989	1	1098	1382	
Driver	427	238	2078	1	429	240	
Maneuver	11	20	43		6	2	
Pensioner	12	3	53		3	2	
Breeder	25		12			28	

Nigeria

Occupations	Adamaoua	Borno	Centre	Est	Extreme-Nord	Littoral	Nord	**Total**
Other*	295	2	260	7	94818	52	1131	9
Student	188		38		8627	6	448	
Farmer	26		5		7642	3	755	
Homemaker	51		11	2	4724	2	102	
Unemployed	171		77	1	2491	10		
Trader	34		100	1	1806	19	10	
Driver	6		6		297	3		
Pensioner	2				26			
Breeder					10			
Maneuver					10			

Other Nationalities

Occupations	Adamaoua	Centre	Est	Extreme-Nord	Littoral	Nord	**Total**
Other*	56	3438	43	40	4716	45	**8338**
Trader	4	1098	11	9	2197	5	**3324**
Unemployed	31	982	14	19	943	85	**2074**
Student	23	1336	9	28	490	23	**1909**
Farmer	2	166	11		773	13	**965**
Homemaker	15	358	5	6	158	15	**557**
Driver		86	1	4	122	2	**215**
Maneuver	1	7			49	2	**59**