Food Security Dashboard

Uganda Refugee Response Plan (RRP) 2024 - 2025

Quarter
Q4 2025

Overview of the sector and narrative

The Sector Overview:

The Food Security sector continues to play a pivotal role in advancing Sustainable Development Goal (SDG) 2.1 by improving access to nutritious food and promoting refugee self-reliance. The sector supports this goal by providing General Food Assistance (GFA) to the most vulnerable refugees across the 13 refugee settlements in Uganda, and by fostering self-reliance and resilience to facilitate a gradual transition off food assistance through the Self Reliance Model.

The Result Analysis:

In Quarter four, the food security sector provided GFA to refugees through both In-Kind (IK) food assistance and Cash-Based Transfers (CBT). A total of 696,061 refugees received assistance in Q4. Of those assisted, 43% received In-Kind assistance, while 57% received CBT. A total of USD 5.7 million was transferred through CBT and 5,687 MT of food distributed.

The sector continued to scale up the transition from delivery of CBT through Cash-in-hand (direct cash) to digital cash transfers particularly through mobile money, a more efficient delivery mechanism that reduces the cost of CBT. By the end of 2025, mobile money recipients accounted for 18 percent of the CBT caseload, up from 9 percent in 2024. Beyond cost efficiency, digital cash transfers also promote financial inclusion by enabling beneficiaries to access a broader range of financial services and products.

Food security indicators from the 2025 Refugee Food Security and Nutrition Assessment (FSNA) showed a deterioration in both food access and diet quality compared to 2024. Based on the final food security classification, 65.0% of households were food insecure of which 7.0% were severely food insecure. West Nile (75.4%) had a higher proportion of food insecure households than Southwest (47.0%). Poor food consumption increased from 4.8% in 2024 to 15.1% in 2025. These results highlight a generally worsening trend, with household food insecurity increasing in 8 out of the 13 settlements. Nearly all refugee households (94%) did not have economic capacity to meet essential needs without external assistance.

The Key Challenges/Opportunities:

Refugee households continue to experience significant levels of food insecurity, largely due to limited access to livelihood and income-generating opportunities. This persistent lack of economic capacity leaves refugees dependent on external food assistance. The upward trend in household food insecurity, now affecting 8 out of 13 settlements, underscores the urgent need for targeted interventions and flexible strategies that address the distinct challenges faced by different regions within the refugee population. In response, the Food Security Sector, in collaboration with its partners, has developed a comprehensive sector strategy, theory of change, and results framework as part of the 2026–2030 Uganda Country Refugee Response Plan. These foundational documents will steer the implementation of food security interventions for refugees starting in 2026.

The Sector Priorities:

Based on the FSNA findings, the sector intends to scale up the Targeted Supplementary Feeding Programme for children aged 6–59 months and Pregnant and Breastfeeding Women across all settlements to curb the rising levels of acute malnutrition.

Key Indicators

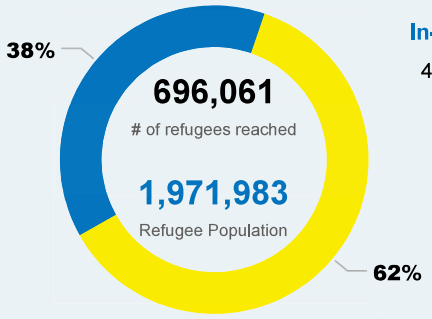

Refugees receiving monthly food assistance

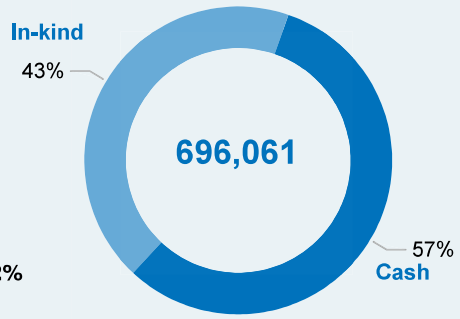

Monthly Food Assistance by transfer modality

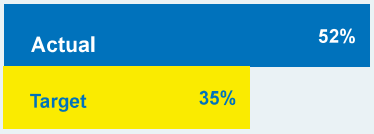

Households with poor or borderline consumption score

Achievements data: ActivityInfo (reported by sector lead) **Author:** UNHCR Representation in Uganda **Feedback:** ugakaimug@unhcr.org **For more info:** https://data.unhcr.org/en/country/uga
Sectors contacts: Catherine Kyokunzire (WFP)
catherine.kyokunzire@wfp.org, +256783944962
Published: March 2026

Food Security Dashboard

Uganda Refugee Response Plan (RRP) 2024 - 2025

Quarter: Q4 2025

Key Indicators

Outcome: Refugees and asylum seekers have improved access to adequate nutritious food

Indicator	Actual	Target/Standard ('25)	Actual	Gap
Refugees receiving in-kind food assistance				
- Congolese Refugees	5,605	206,176	3%	97%
- South Sudanese Refugees	295,019	386,484	76%	24%
- Other refugees	561	55,447	1%	99%
Refugees receiving food assistance through cash transfers				
- Congolese Refugees	269,463	309,261	87%	13%
- South Sudanese Refugees	28,344	579,727	5%	95%
- Other refugees	67,856	83,171	82%	18%

Outcome: Refugees and asylum seekers have improved access to adequate nutritious food

Proportion of HHs with insufficient food consumption (SUM poor and borderline food Consumption Score) - %				
- Congolese Refugees	36	35	64%	36%
- South Sudanese Refugees	66	35	34%	66%
- Other refugees	48	35	52%	48%

Outcome: Reduced Prevalence of Acute and Chronic Malnutrition among Refugees and Asylum Seekers in Uganda

Moderate Acute Malnutrition Treatment Recovery Rate - %				
- Congolese Refugees	47	85	47%	53%
- South Sudanese Refugees	78	85	78%	22%
- Other refugees	89	85	>100%	

Funding **163M** **Total Requirement**

65M Received 40%

98M Gap 60%

Achievements data: ActivityInfo (reported by sector lead) **Author:** UNHCR Representation in Uganda **Feedback:** ugakaimug@unhcr.org **For more info:** https://data.unhcr.org/en/country/uga
Sectors contacts: Catherine Kyokunzire (WFP) **Published:** March 2026
catherine.kyokunzire@wfp.org, +256783944962

Food Security Dashboard

Uganda Refugee Response Plan (RRP) 2024 - 2025

Quarter
Q4 2025

Key Indicator comparison by settlement

Refugees receiving food assistance | In-kind vs Cash transfers | Data as of Q4 2025

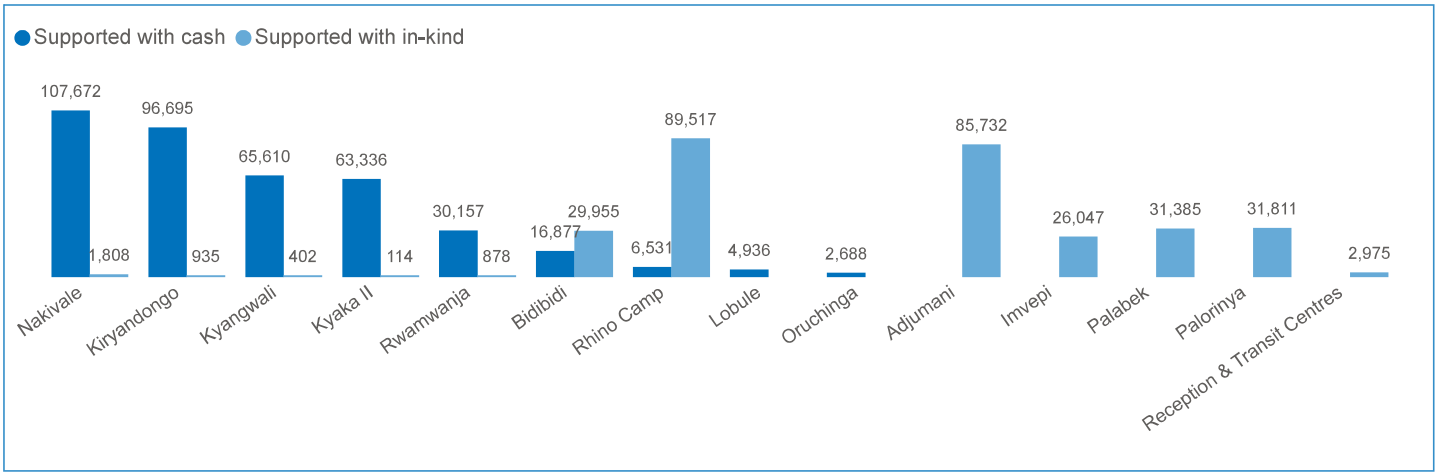

Refugees receiving food assistance | Total individuals supported | Settlement Comparison | Q4 2025

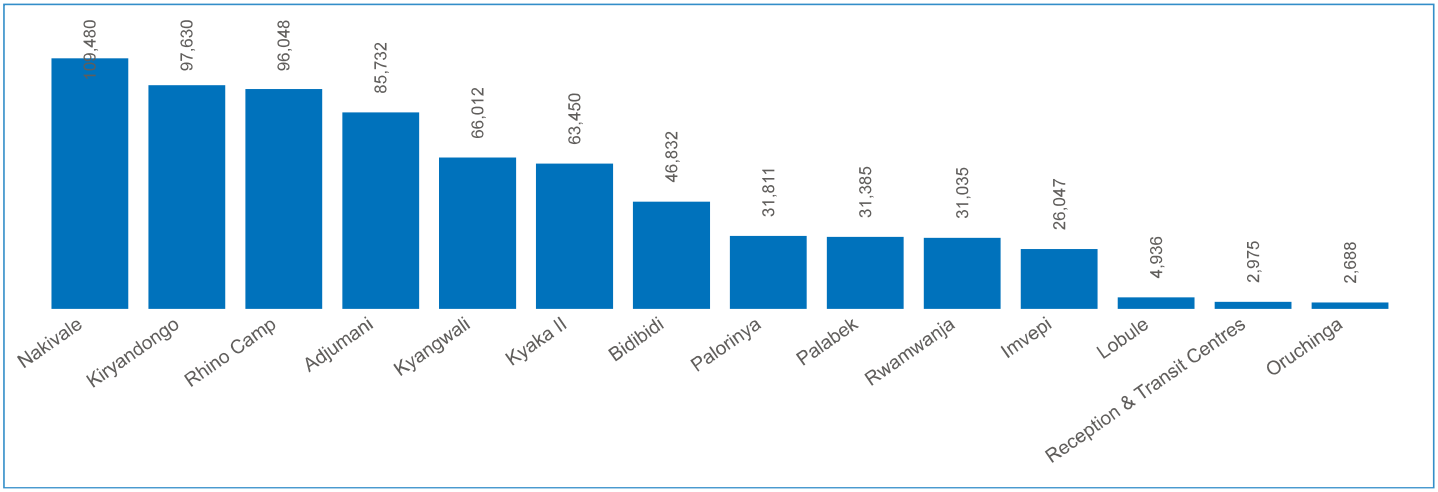

Refugees receiving food assistance | Total individuals supported | Settlement Comparison | Q4 2024

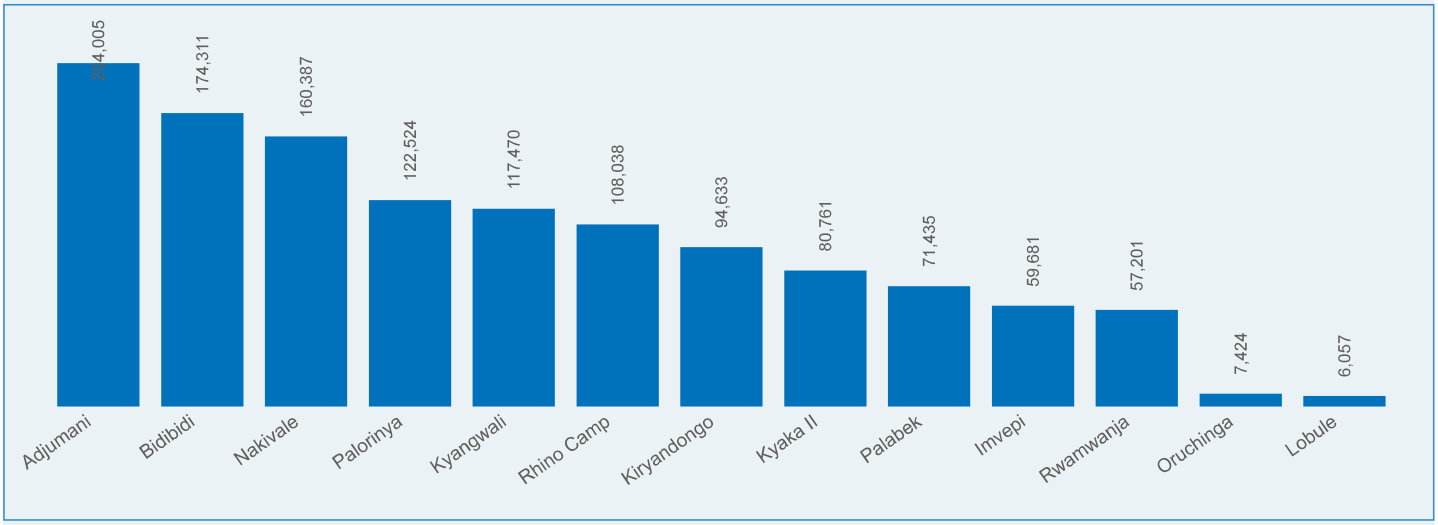

Achievements data: ActivityInfo (reported by sector lead) **Author:** UNHCR Representation in Uganda **Feedback:** ugakaimug@unhcr.org **For more info:** https://data.unhcr.org/en/country/uga
Sectors contacts: Catherine Kyokunzire (WFP)
catherine.kyokunzire@wfp.org, +256783944962
Published: March 2026

Food Security Dashboard

Uganda Refugee Response Plan (RRP) 2024 - 2025

Quarter

Q4 2025

Partner Reporting

Partner
AFI
AFOD
Airtel
CESVI

Partner
Equity Bank
HFU
LWF
MTI

Partner
MTN
Post Bank
WFP
WVU

12	4	3	4	1
Partners	INGOs	NNGOs	Private Sector	UN Agency

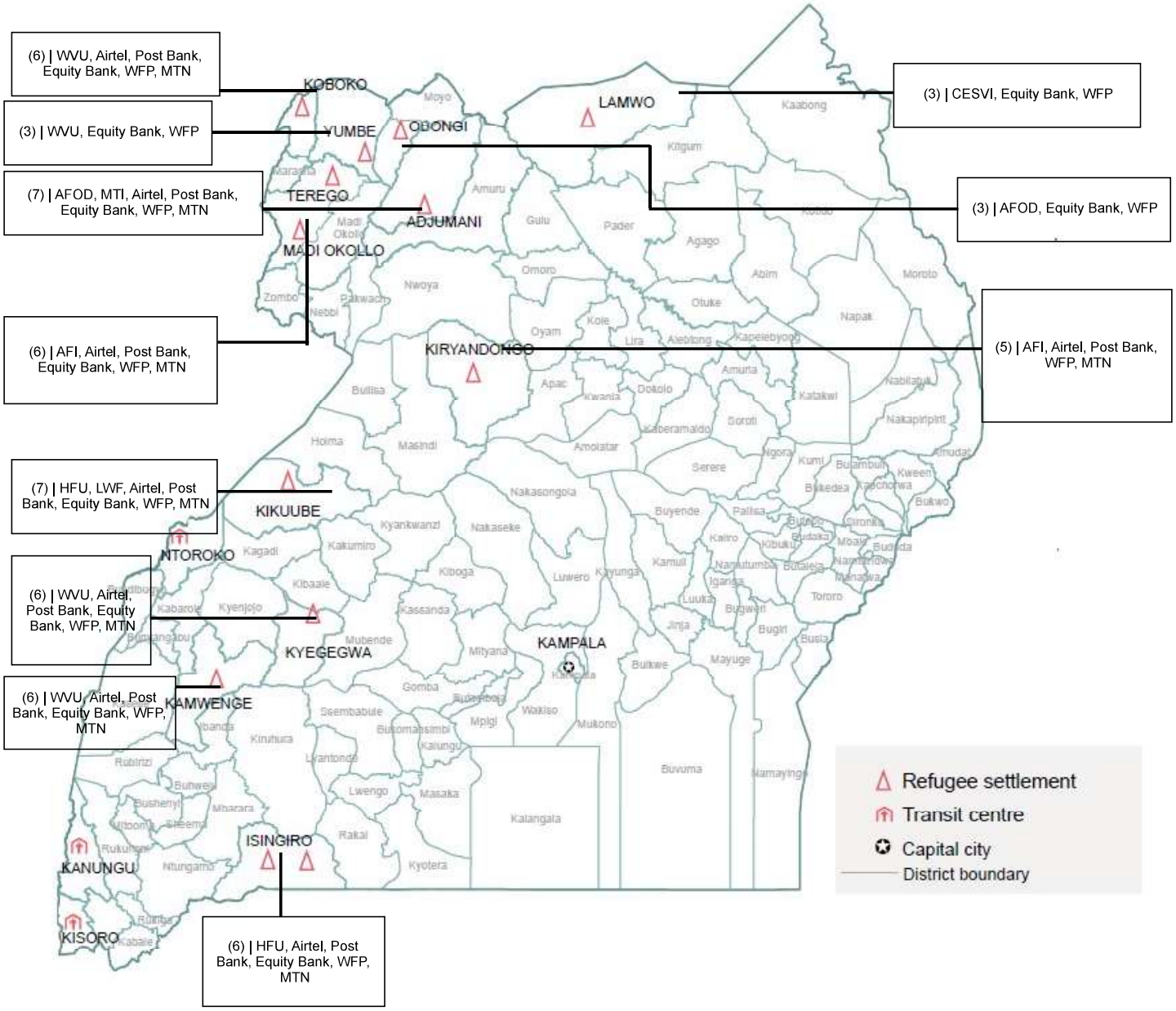

Achievements data: ActivityInfo (reported by sector lead) **Author:** UNHCR Representation in Uganda **Feedback:** ugakaimug@unhcr.org **For more info:** https://data.unhcr.org/en/country/uga

Sectors contacts: Catherine Kyokunzire (WFP) **Published:** March 2026

catherine.kyokunzire@wfp.org, +256783944962