ITALY WEEKLY SNAPSHOT (09 MAR - 15 MAR 2026)

Sea arrivals [1]

5,396 year-to-date arrivals — **8,350** year-to-date arrivals in 2025 — **-35%**

1,581 month-to-date arrivals — **1,542** month-to-date arrivals in 2025 — **+3%**

Top 10 most common countries of origin

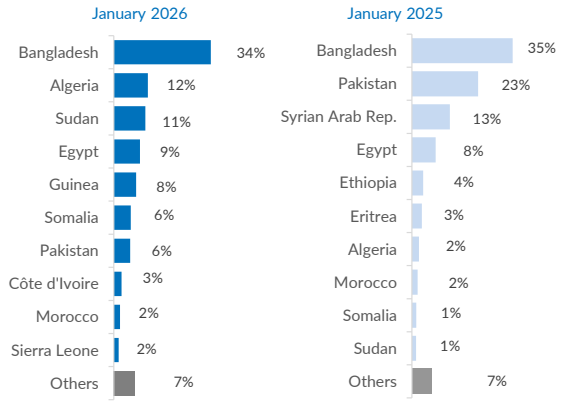

Sea Arrivals in 2026 by disembarkation site

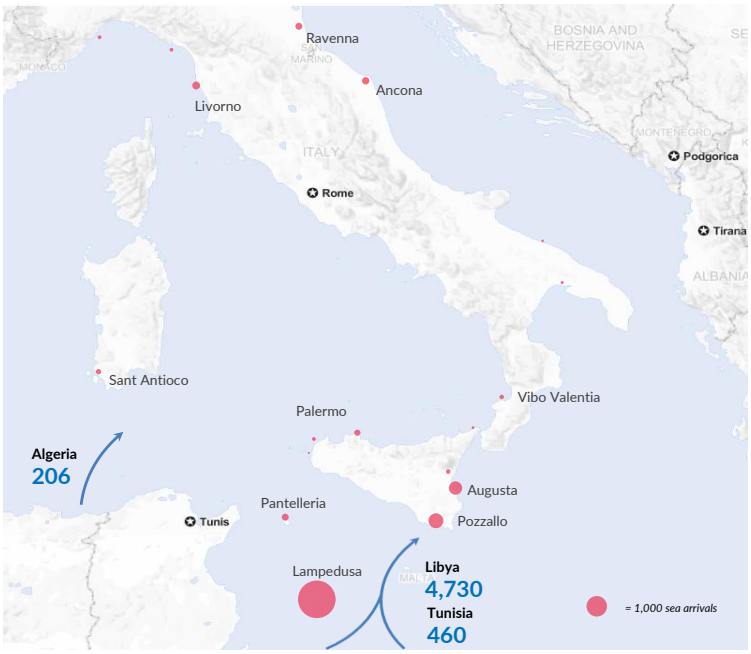

Daily sea arrivals last week (09 Mar - 15 Mar 2026)

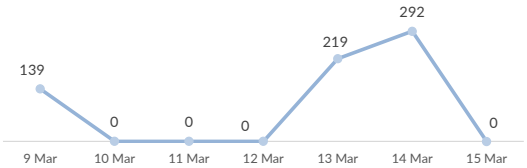

Sea arrivals by gender and age, Jan 2026

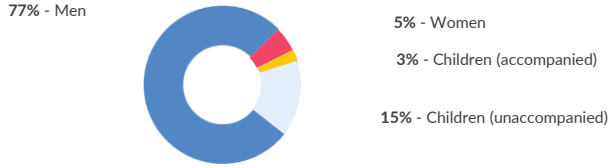

Weekly sea arrivals last year

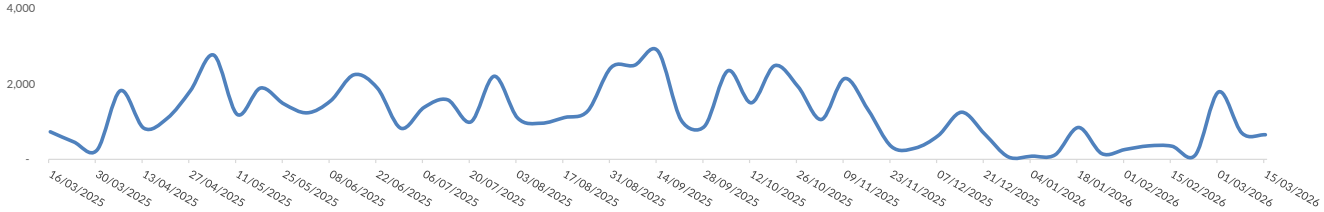

Asylum applications,

Jan-Oct 2025 vs Jan-Oct 2024

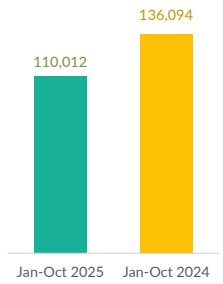

Asylum applications by month,

Applications are not necessarily lodged by new arrivals

2025 vs 2024

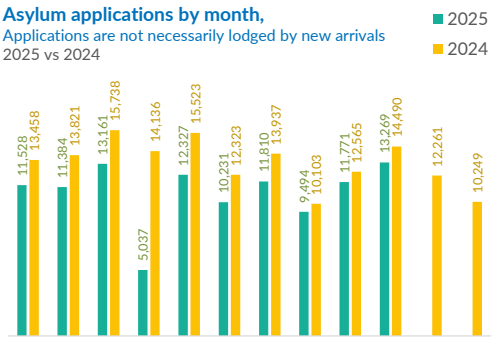

First-Instance RSD Decisions,

Jan-Sep 2025

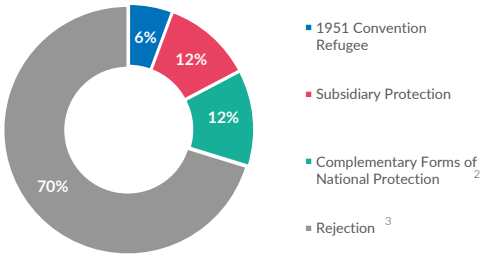

Total first-instance decisions (Jan-Sep 2025) **76,429**

Total pending cases (as of Oct 25) [4] **219,543**

[1] *The charts above are based on figures from the Italian Ministry of Interior and UNHCR estimates. All figures are provisional and subject to change. Please note that, in addition to sea arrivals, Italy also receives land arrivals and air arrivals. The present document focuses on sea arrivals only, as per official figures provided by the Italian Ministry of Interior.*

[2] *'Complementary forms of national protection' include decisions granting authorization to stay for humanitarian reasons under national law to persons who are not eligible for international protection, but nonetheless at riskof violation of articles 3 and 8 of the ECHR in case of return*

[3] *'Rejection' includes all cases closed, including decisions not taken on the merits, such as inadmissibility decisions and no-shows.*

[4] *Source: Ministry of Interior. This includes pending cases at first and second instance.*