UGANDA- POPULATION DASHBOARD

ANNEX III - SETTLEMENT PROFILES 31-Mar-2026

Adjumani

Total Population	Total Refugees
234,182	234,014
Total Households	Total Asylum-Seekers
30,033	168

Women and Children 189,394 — 81 %

Female 124,935 — 53 %

Elderly (60+) 7,787 — 3 %

Youth (15-24) 68,606 — 29 %

New Registration by Month

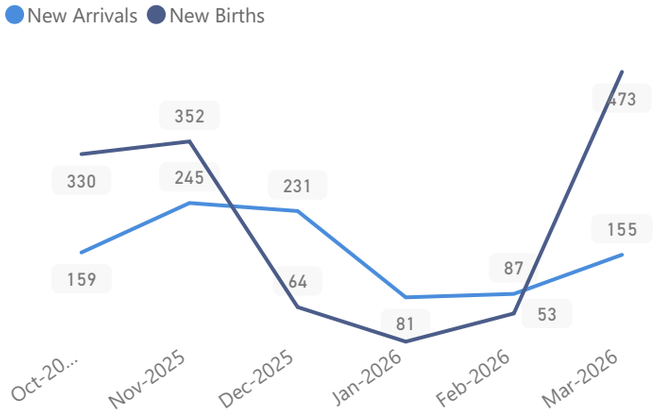

Main Hosting Locations

Zone	HHs	Individuals
Nyumanzi	4,990	48,846
Pagrinya	6,113	39,253
Ayilo I	2,970	29,014
Maaji II	2,606	19,046
Ayilo II	2,026	15,925
Maaji III	2,298	15,131
Boroli I	1,318	9,777
Mirieyi	1,044	9,651
Alere	857	7,923
Agojo	1,507	7,628
Baratuku	802	6,590
Mungula I	672	5,908
Olua I	612	5,384
Boroli II	673	4,672
Olua II	429	3,879
Mungula II	297	1,793
Oliji	236	1,583
Elema	184	983
Maaji I	83	575

Main Countries of Origin	Total
South Sudan	233,346
Sudan	778

Main Occupations

16% Have occupation

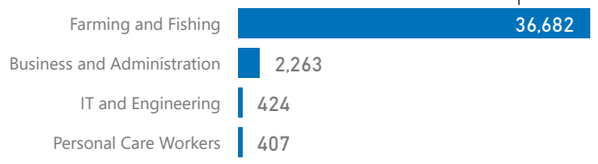

* Age is between 18 - 59 years for Occupation

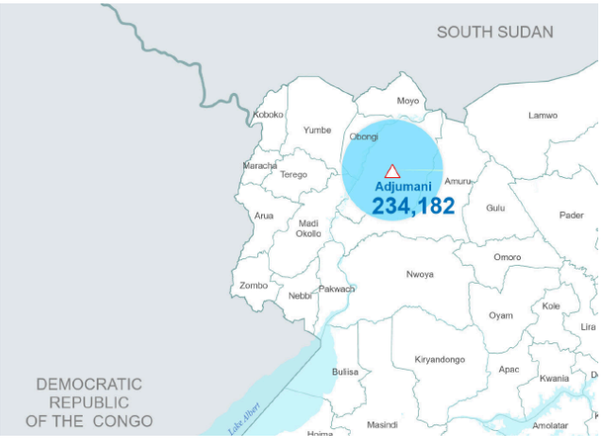

Age & Gender Breakdown

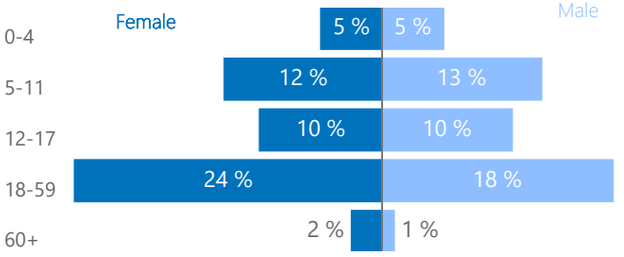

Main Specific Needs

21,677 — 14,296

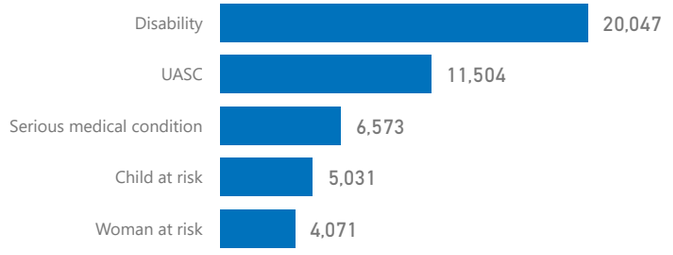

UGANDA- POPULATION DASHBOARD

ANNEX III - SETTLEMENT PROFILES 31-Mar-2026

Bidibidi

Total Population	Total Refugees
209,785	209,783
Total Households	Total Asylum-Seekers
36,874	2

Women and Children 167,414 — 80 %

Female 109,898 — 52 %

Elderly (60+) 6,141 — 3 %

Youth (15-24) 63,448 — 30 %

Main Hosting Locations

Zone	HHs	Individuals
Zone 3	9,340	49,688
Zone 2	7,602	47,282
Zone 5	8,030	42,739
Zone 1	6,533	40,702
Zone 4	5,367	29,357

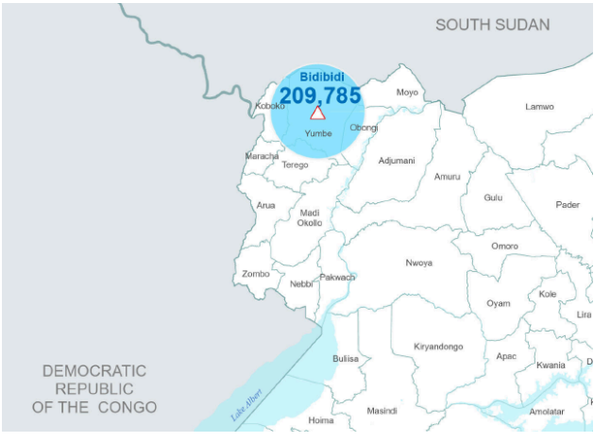

Main Countries of Origin

Main Countries of Origin	Total
South Sudan	209,617
Sudan	112
DR Congo	50
Ethiopia	3

Age & Gender Breakdown

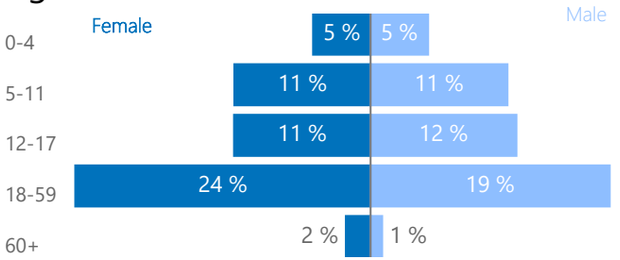

New Registration by Month

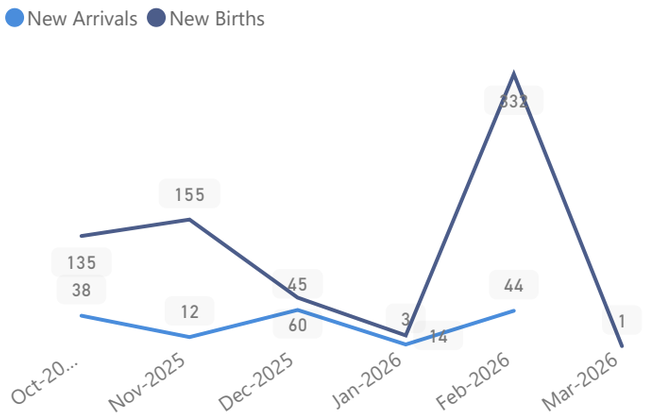

Main Occupations

13% Have occupation

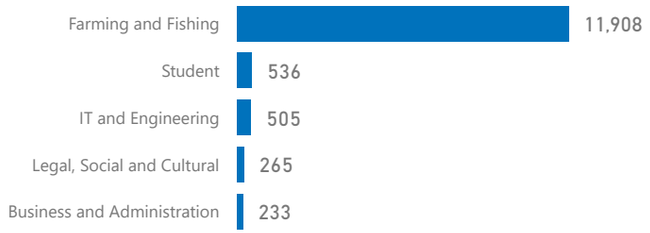

* Age is between 18 - 59 years for Occupation

Main Specific Needs

9,763 5,328

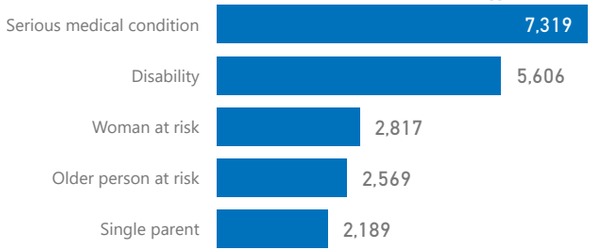

UGANDA- POPULATION DASHBOARD

ANNEX III - SETTLEMENT PROFILES 31-Mar-2026

Imvepi

Total Population	Total Refugees
78,663	77,450
Total Households	Total Asylum-Seekers
18,419	1,213

Women and Children 63,308 — 80 %

Female 41,733 — 53 %

Elderly (60+) 2,392 — 3 %

Youth (15-24) 20,507 — 26 %

Main Hosting Locations

Zone	HHs	Individuals
Zone 1	8,614	35,299
Zone 2	5,160	26,122
Zone 3	3,820	14,830
Zone 4	824	2,409
Zone B	2	2

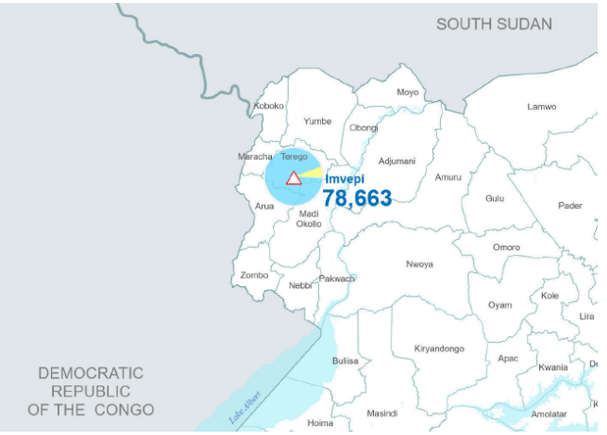

Main Countries of Origin

	Total
South Sudan	73,388
DR Congo	4,446
Sudan	826
Ethiopia	1
Rwanda	1
United Republic of Tanzania	1

Age & Gender Breakdown

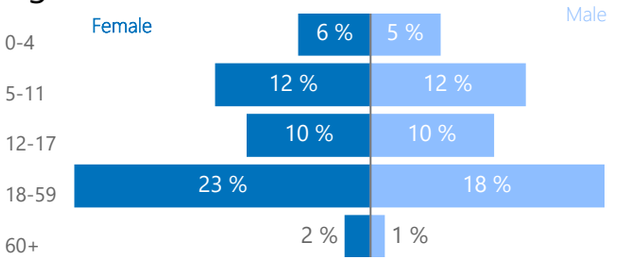

New Registration by Month

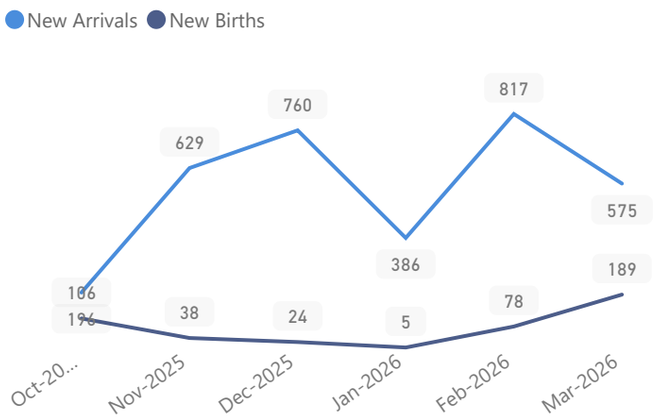

Main Occupations

18% Have occupation

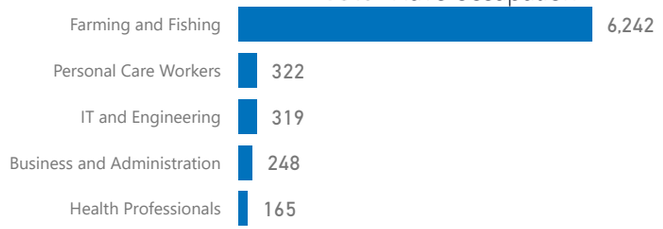

* Age is between 18 - 59 years for Occupation

Main Specific Needs

6,872 4,153

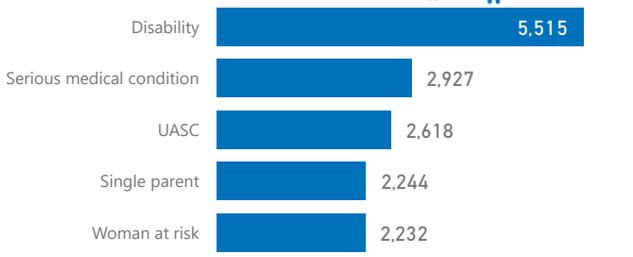

UGANDA- POPULATION DASHBOARD

ANNEX III - SETTLEMENT PROFILES 31-Mar-2026

Kampala

Total Population	Total Refugees
167,518	134,691
Total Households	Total Asylum-Seekers
102,941	32,827

Women and Children 98,556

59 %

Elderly (60+) 2,705

2 %

Female 75,761

45 %

Youth (15-24) 36,172

22 %

Main Hosting Locations

Zone	HHs	Individuals
Makindye Division	53,671	86,020
Kampala Central	28,419	39,590
Rubaga Division	16,272	31,006
Kawempe Division	2,759	5,411
Nakawa	1,137	3,162

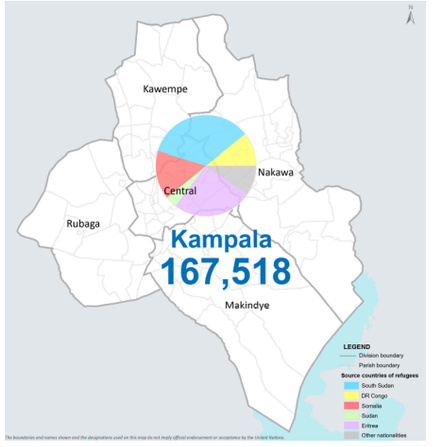

Main Countries of Origin

	Total
Eritrea	64,620
Somalia	38,869
DR Congo	26,889
Ethiopia	14,629

Age & Gender Breakdown

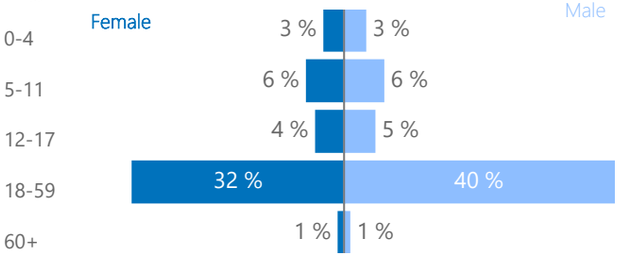

New Registration by Month

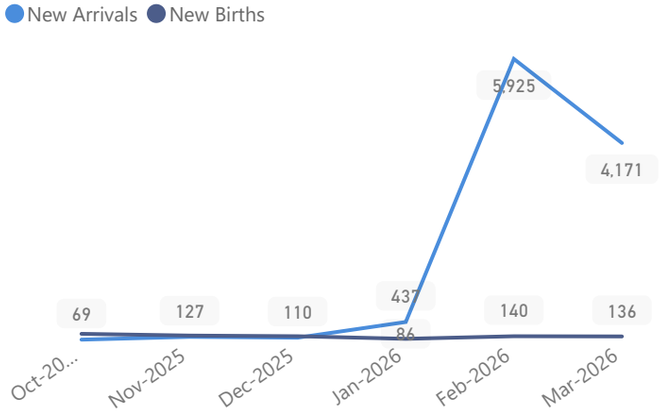

Main Occupations

4% Have occupation

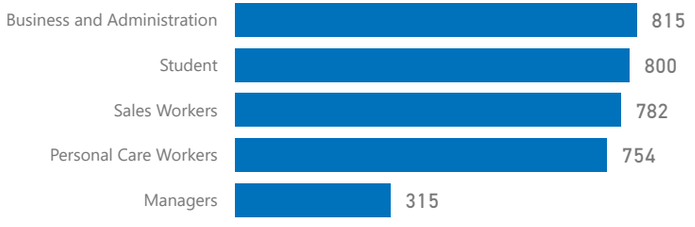

* Age is between 18 - 59 years for Occupation

Main Specific Needs

1,173 1,018

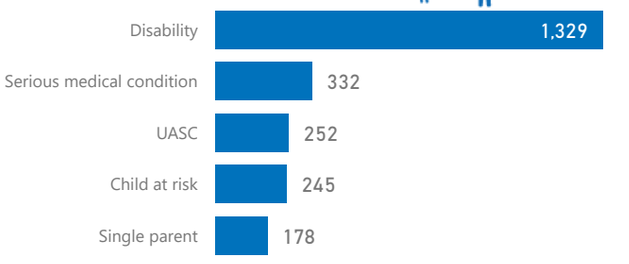

UGANDA- POPULATION DASHBOARD

ANNEX III - SETTLEMENT PROFILES 31-Mar-2026

Kiryandongo

Total Population	Total Refugees
166,733	165,992
Total Households	Total Asylum-Seekers
47,786	741

Women and Children 123,898 — 74 %

Female 84,440 — 51 %

Elderly (60+) 5,700 — 3 %

Youth (15-24) 47,526 — 29 %

Main Hosting Locations

Zone	HHs	Individuals
Ranch 1	34,863	106,664
Ranch 37	12,907	59,937

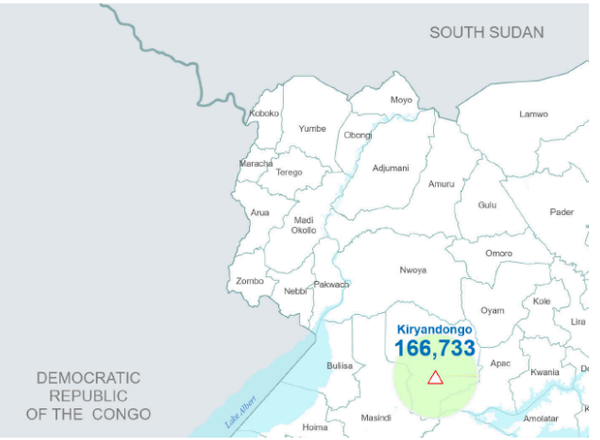

Main Countries of Origin

Main Countries of Origin	Total
South Sudan	86,627
Sudan	79,426
DR Congo	392
Kenya	194

Age & Gender Breakdown

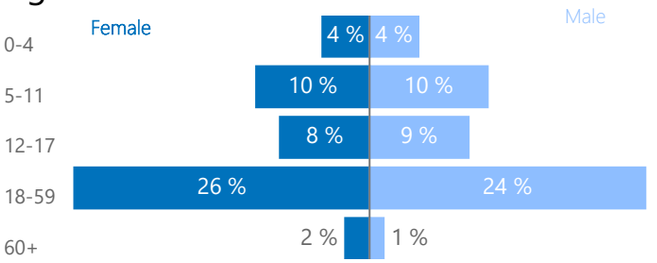

New Registration by Month

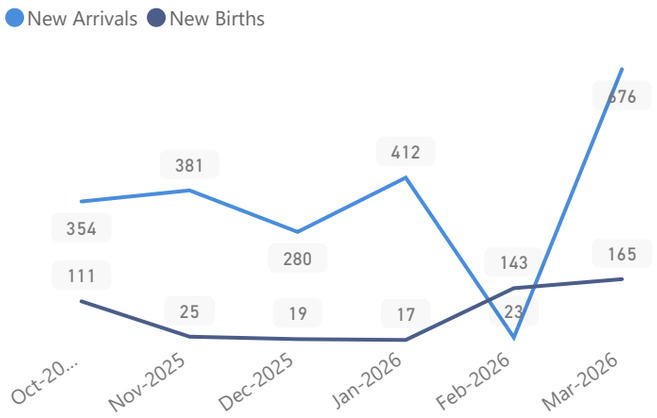

Main Occupations

8% Have occupation

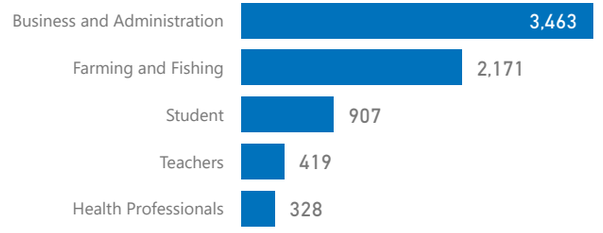

* Age is between 18 - 59 years for Occupation

Main Specific Needs

11,244 7,111

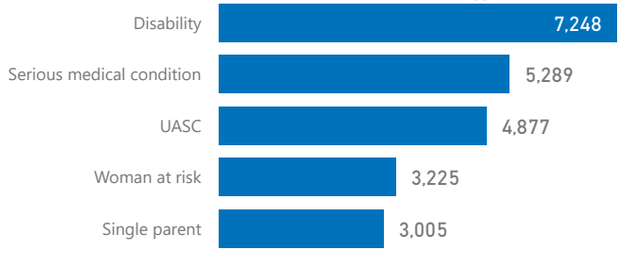

UGANDA- POPULATION DASHBOARD

ANNEX III - SETTLEMENT PROFILES 31-Mar-2026

Kyaka II

Total Population	Total Refugees
138,394	134,817
Total Households	Total Asylum-Seekers
35,793	3,577

Women and Children 108,434

78 %

Female 70,421

51 %

Elderly (60+) 4,062

3 %

Youth (15-24) 29,536

21 %

New Registration by Month

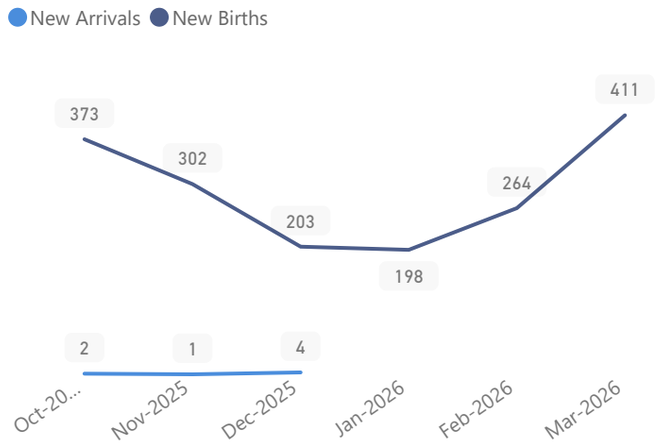

Main Hosting Locations

Zone	HHs	Individuals
Bwiriza	6,529	23,949
Sweswe	6,487	23,816
Byabakora	5,661	22,910
Mukondo	4,803	19,476
Itambabiniga	4,720	17,982

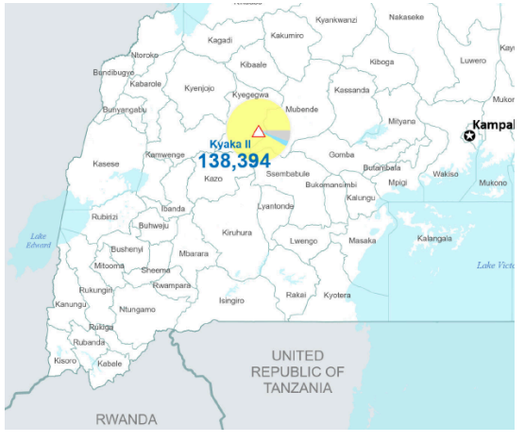

Main Countries of Origin

	Total
DR Congo	130,202
Rwanda	4,412
Burundi	3,657
South Sudan	55

Age & Gender Breakdown

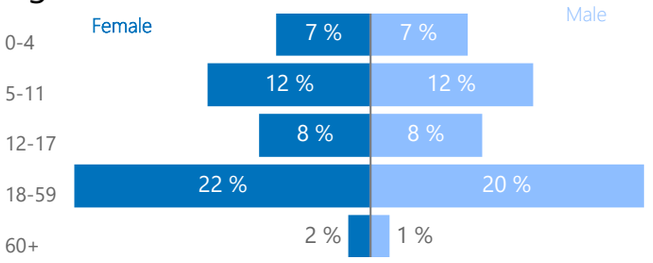

Main Occupations

18% Have occupation

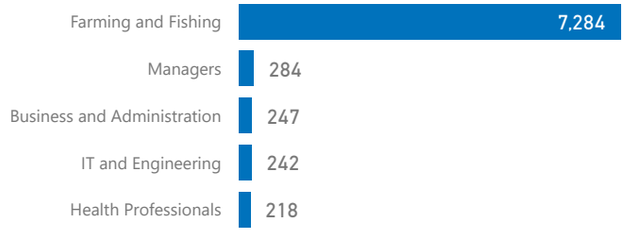

* Age is between 18 - 59 years for Occupation

Main Specific Needs

22,966 15,487

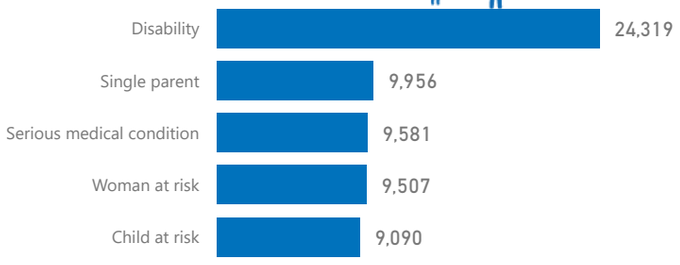

UGANDA- POPULATION DASHBOARD

ANNEX III - SETTLEMENT PROFILES 31-Mar-2026

Lobule

Total Population	Total Refugees
6,510	6,510
Total Households	Total Asylum-Seekers
980	0

Women and Children 5,204 — 80 %

Female 3,414 — 52 %

Elderly (60+) 224 — 3 %

Youth (15-24) 2,048 — 31 %

Main Hosting Locations

Zone	HHs	Individuals
Zone B	505	3,420
Zone A	475	3,090

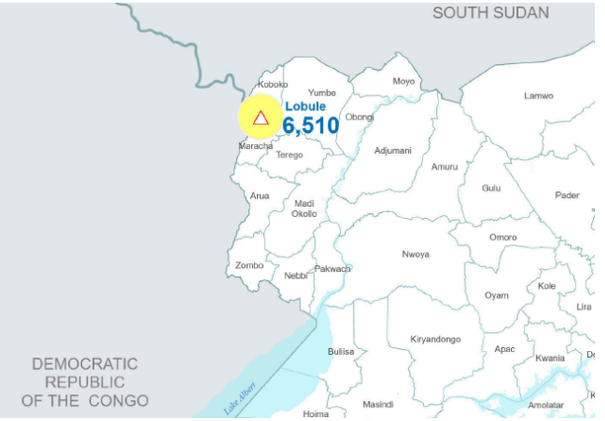

Main Countries of Origin

Main Countries of Origin	Total
DR Congo	6,463
South Sudan	47

Age & Gender Breakdown

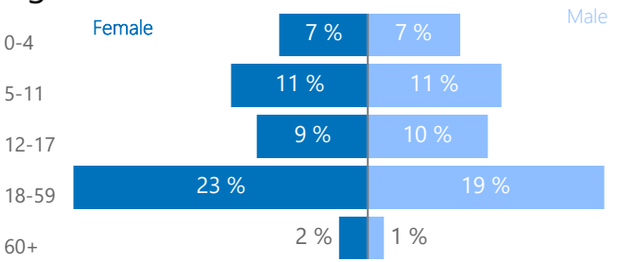

New Registration by Month

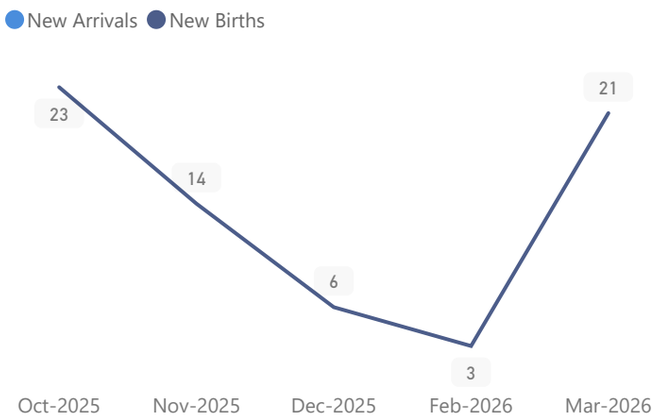

Main Occupations

28% Have occupation

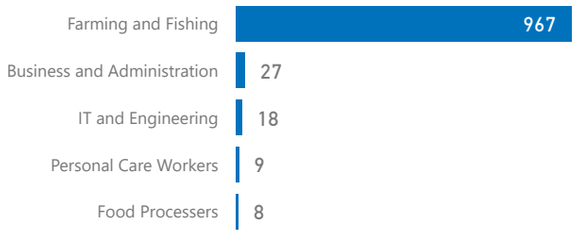

* Age is between 18 - 59 years for Occupation

Main Specific Needs

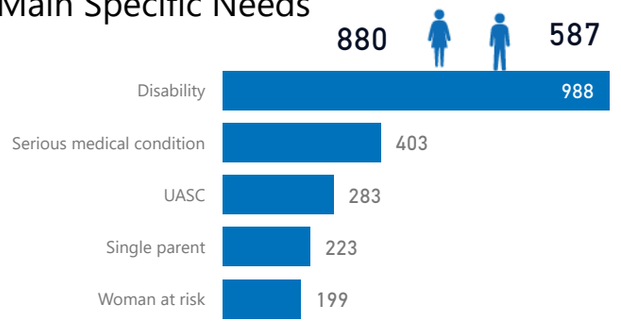

Source: Statistics - OPM (proGres)

Feedback: ugakareg@unhcr.org

Creation date: 01-Apr-2026

UGANDA- POPULATION DASHBOARD

ANNEX III - SETTLEMENT PROFILES 31-Mar-2026

Kyangwali

Total Population	Total Refugees
157,330	156,583
Total Households	Total Asylum-Seekers
46,655	747

Women and Children 126,526 — 80 %

Female 83,396 — 53 %

Elderly (60+) 5,632 — 4 %

Youth (15-24) 31,226 — 20 %

Main Hosting Locations

Zone	HHs	Individuals
Kyebitaka	2,878	11,912
Bukinda	5,455	11,886
Kagoma	2,491	8,395
Mombasa	2,023	7,972
Mukunyu A	2,784	7,935
Karuhinda	2,257	7,624
Waibuga	2,204	7,610
Kentomi	2,405	7,592
Malumba	1,929	6,599
Nyampindu	2,014	6,378

Main Countries of Origin

	Total
DR Congo	152,788
South Sudan	3,757
Rwanda	631
Burundi	132

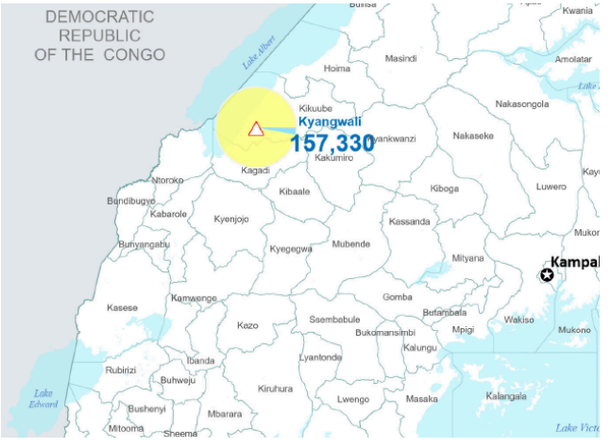

Age & Gender Breakdown

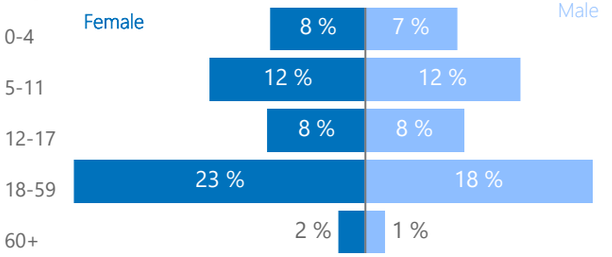

New Registration by Month

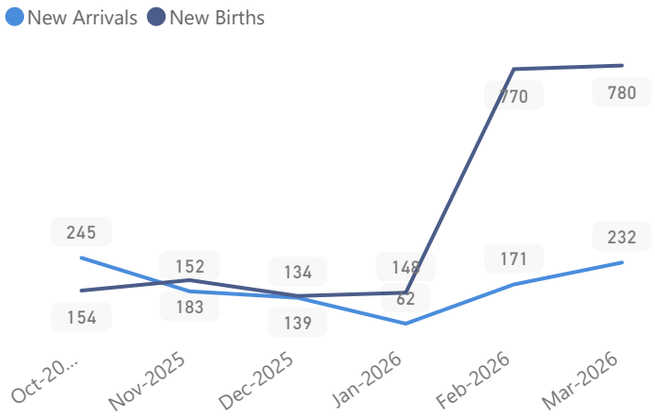

Main Occupations

36% Have occupation

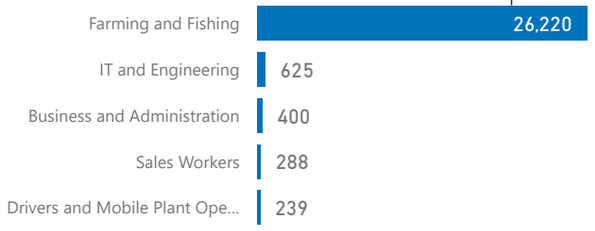

* Age is between 18 - 59 years for Occupation

Main Specific Needs

22,995 11,543

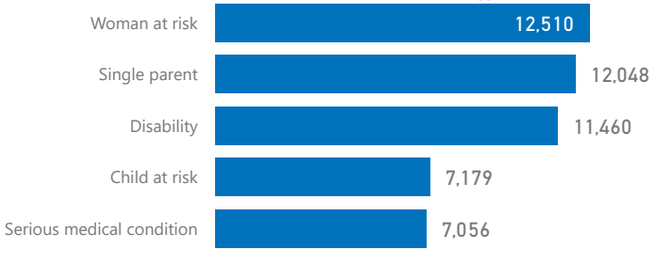

UGANDA- POPULATION DASHBOARD

ANNEX III - SETTLEMENT PROFILES 31-Mar-2026

Nakivale

Total Population	Total Refugees
278,897	274,222
Total Households	Total Asylum-Seekers
105,306	4,675

Women and Children 205,591

74 %

Female 139,847

50 %

Elderly (60+) 7,895

3 %

Youth (15-24) 66,766

24 %

Main Hosting Locations

Zone	HHs	Individuals
Rubondo	38,734	106,263
Juru	47,519	100,008
Base Camp	18,401	71,251

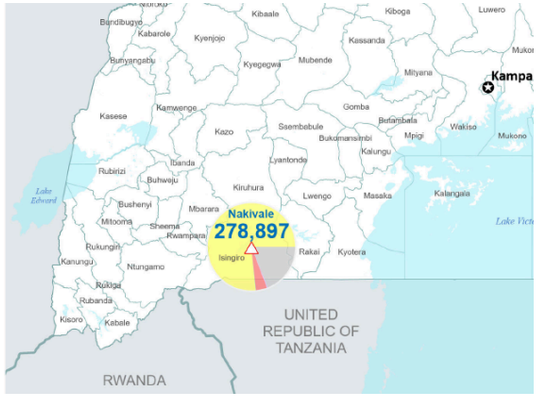

Main Countries of Origin

Main Countries of Origin	Total
DR Congo	213,348
Burundi	35,491
Rwanda	15,824
Somalia	11,554

Age & Gender Breakdown

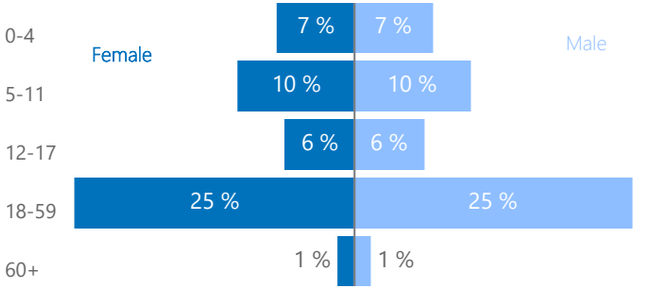

New Registration by Month

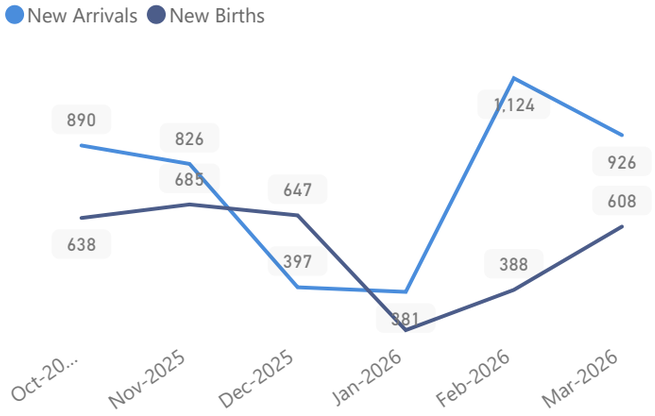

Main Occupations

14% Have occupation

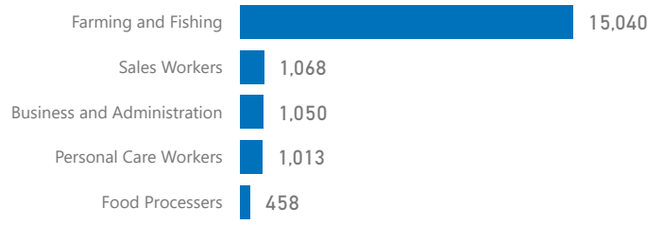

* Age is between 18 - 59 years for Occupation

Main Specific Needs

24,259 16,349

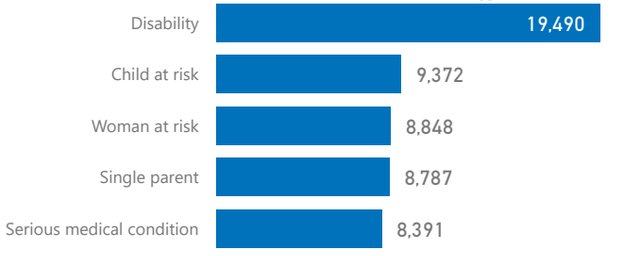

UGANDA- POPULATION DASHBOARD

ANNEX III - SETTLEMENT PROFILES 31-Mar-2026

Oruchinga

Total Population	Total Refugees
8,221	8,221
Total Households	Total Asylum-Seekers
1,725	0

Women and Children 6,357 — 77 %

Female 4,223 — 51 %

Elderly (60+) 309 — 4 %

Youth (15-24) 1,909 — 23 %

Main Hosting Locations

Zone	HHs	Individuals
Kifunjo	541	2,399
Michinga	428	2,108
Busheka	428	2,047

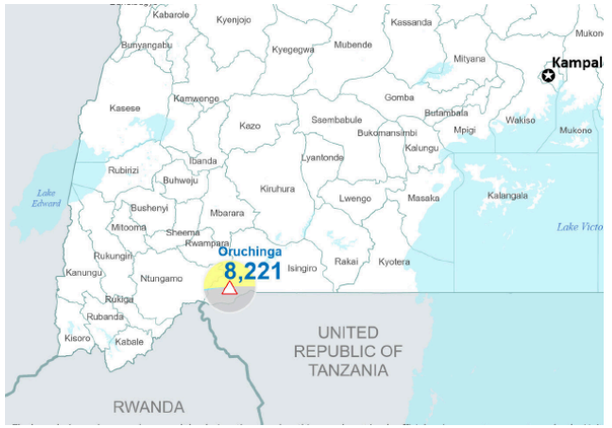

Main Countries of Origin

	Total
DR Congo	4,261
Rwanda	2,180
Burundi	1,712
South Sudan	67

Age & Gender Breakdown

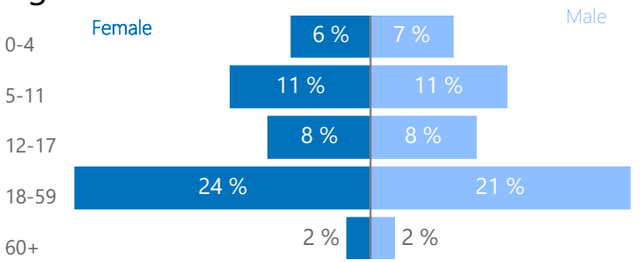

New Registration by Month

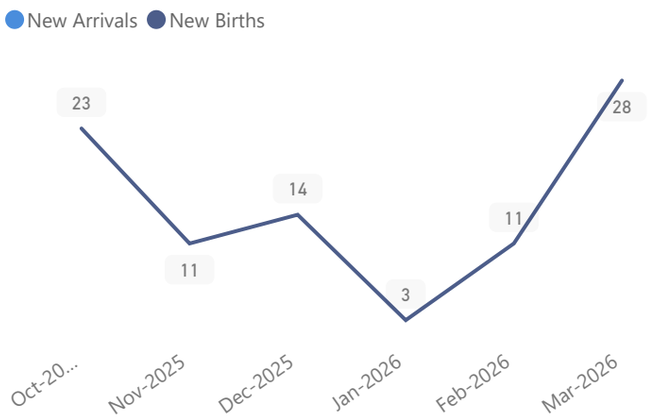

Main Occupations

30% Have occupation

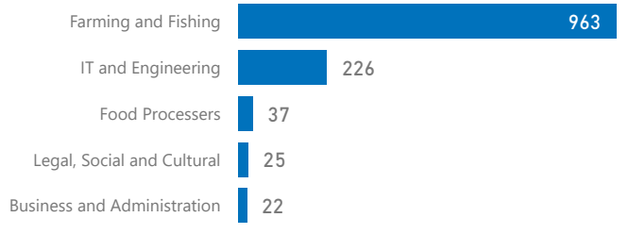

* Age is between 18 - 59 years for Occupation

Main Specific Needs

1,395 999

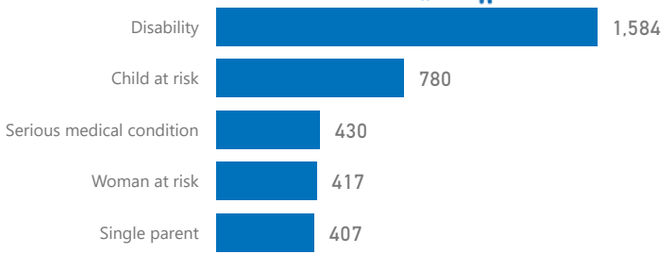

UGANDA- POPULATION DASHBOARD

ANNEX III - SETTLEMENT PROFILES 31-Mar-2026

Palabek

Total Population	Total Refugees
97,787	96,560
Total Households	Total Asylum-Seekers
21,147	1,227

Women and Children 79,536 — 81 %

Female 49,341 — 50 %

Elderly (60+) 1,799 — 2 %

Youth (15-24) 28,227 — 29 %

Main Hosting Locations

Zone	HHs	Individuals
Zone 6	3,794	18,585
Zone 8	4,574	17,612
Zone 5B	2,885	13,489
Zone 7	2,237	11,514
Zone 4	1,957	8,890
Zone 5A	1,430	8,165
Zone 3	1,172	6,176
Zone 9	965	4,664
Zone 1	1,048	4,461
Zone 2	1,081	4,219

Main Countries of Origin	Total
South Sudan	97,491
Sudan	245
DR Congo	51

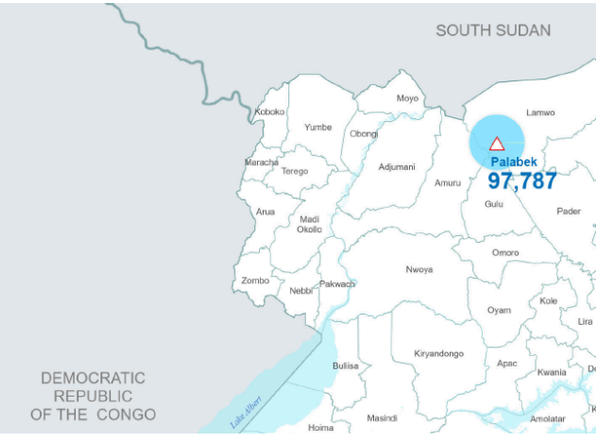

Age & Gender Breakdown

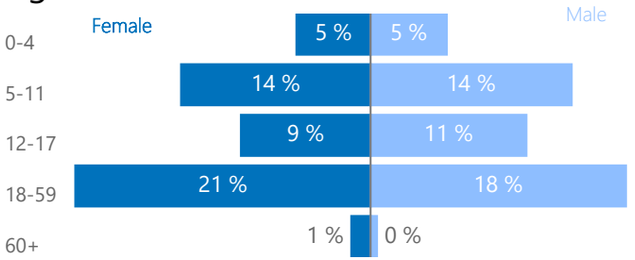

New Registration by Month

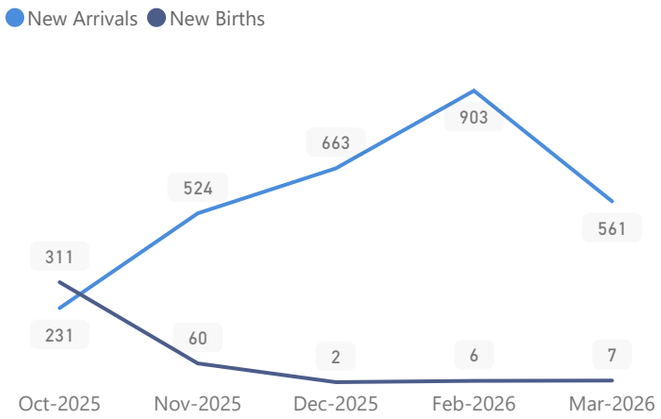

Main Occupations

13% Have occupation

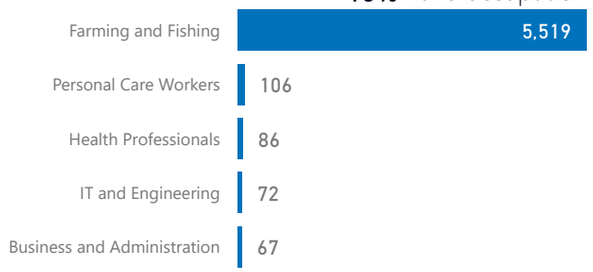

* Age is between 18 - 59 years for Occupation

Main Specific Needs

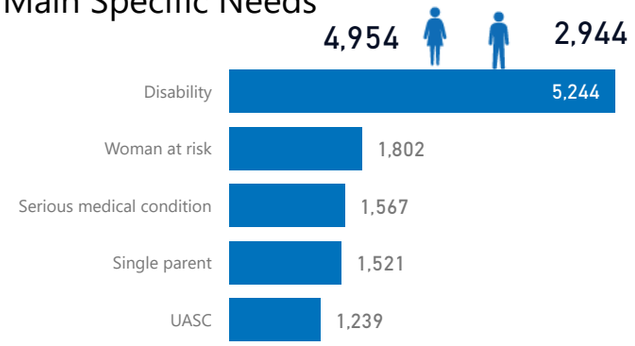

UGANDA- POPULATION DASHBOARD

ANNEX III - SETTLEMENT PROFILES 31-Mar-2026

Palorinya

Total Population	Total Refugees
144,066	143,502
Total Households	Total Asylum-Seekers
28,874	564

Women and Children 111,780 — 78 %

Female 75,664 — 53 %

Elderly (60+) 6,133 — 4 %

Youth (15-24) 40,240 — 28 %

Main Hosting Locations

Zone	HHs	Individuals
Morobi	9,543	47,909
Dongo West	5,204	25,807
Chinyi	4,363	20,306
Dongo East	3,311	16,330
Basecamp Ibakwe	2,761	15,727
Belemaling	2,116	10,764
Budri	1,574	7,213

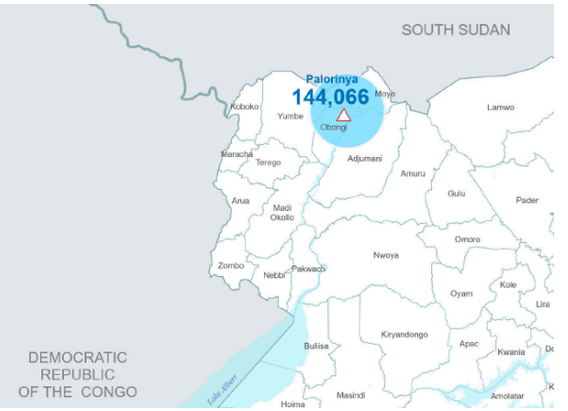

Main Countries of Origin

	Total
South Sudan	143,969
DR Congo	54
Sudan	42
Congo, Republic of the	1

Age & Gender Breakdown

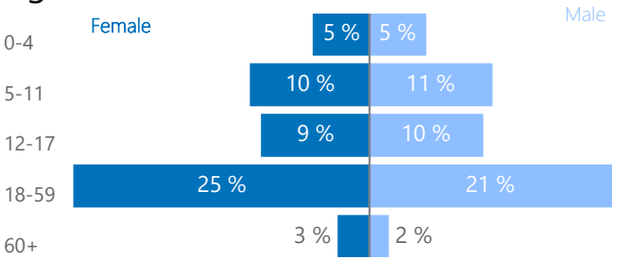

New Registration by Month

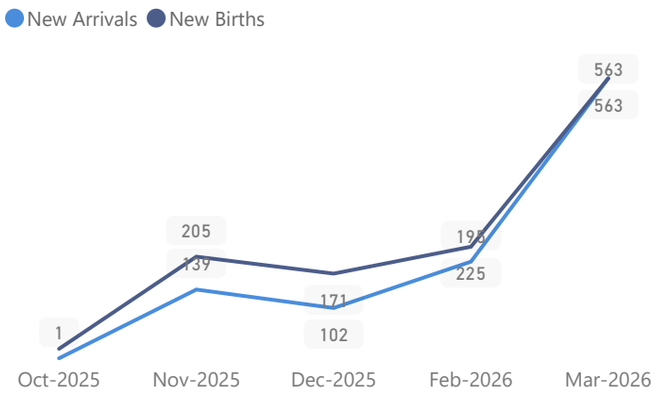

Main Occupations

12% Have occupation

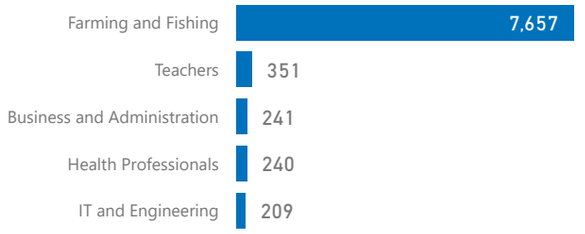

* Age is between 18 - 59 years for Occupation

Main Specific Needs

12,564 6,953

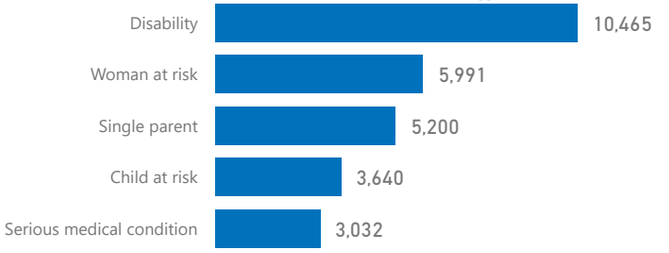

UGANDA- POPULATION DASHBOARD

ANNEX III - SETTLEMENT PROFILES 31-Mar-2026

Rhino

Total Population	Total Refugees
203,423	202,212
Total Households	Total Asylum-Seekers
40,976	1,211

Women and Children 161,805 — 80 %

Female 103,301 — 51 %

Elderly (60+) 4,166 — 2 %

Youth (15-24) 59,506 — 29 %

Main Hosting Locations

Zone	HHs	Individuals
Zone 7	10,357	52,578
Zone 2	8,616	34,999
Zone 3	6,969	32,345
Zone 6	4,997	27,654
Zone 1	2,386	16,228
Zone 4	2,555	15,083
Zone 5	1,882	14,906
Zone 8	3,212	9,607

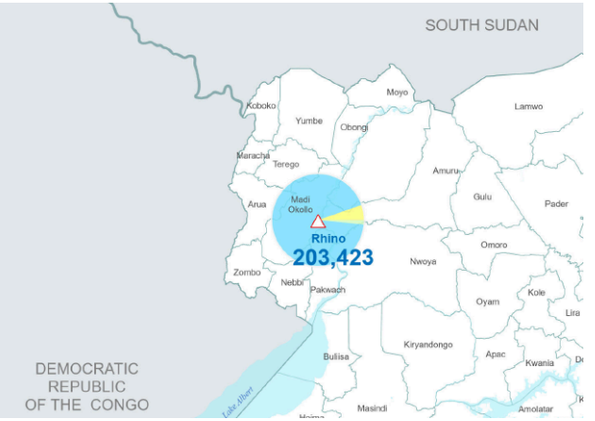

Main Countries of Origin

	Total
South Sudan	189,615
DR Congo	10,775
Sudan	2,916
Rwanda	45

Age & Gender Breakdown

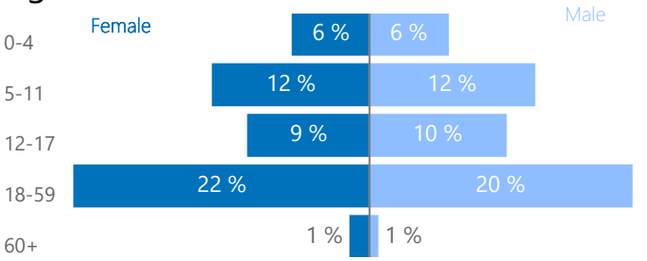

New Registration by Month

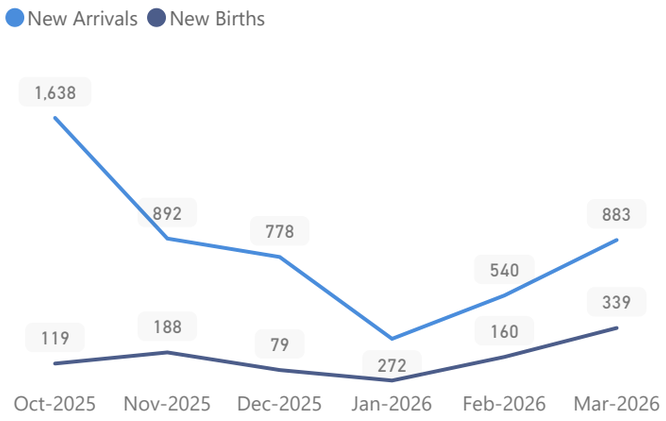

Main Occupations

6% Have occupation

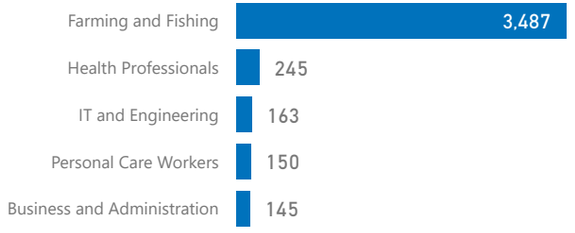

* Age is between 18 - 59 years for Occupation

Main Specific Needs

18,150 12,552

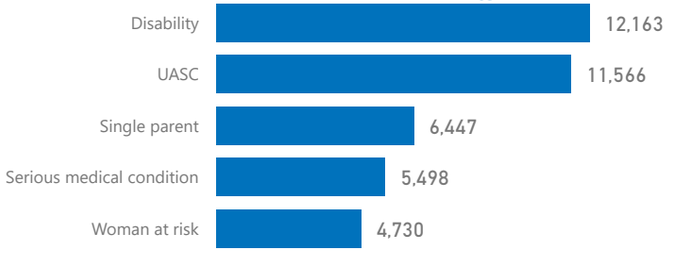

UGANDA- POPULATION DASHBOARD

ANNEX III - SETTLEMENT PROFILES 31-Mar-2026

Rwamwanja

Total Population	Total Refugees
108,067	106,657
Total Households	Total Asylum-Seekers
26,077	1,410

Women and Children 85,838

79 %

Female 55,332

51 %

Elderly (60+) 3,168

3 %

Youth (15-24) 23,704

22 %

Main Hosting Locations

Zone	HHs	Individuals
Kyempango	11,013	40,391
Kaihora	3,290	14,210
Ntenungi	3,243	12,296
Mahani	2,393	11,423
Nkoma	1,807	9,205
Base Camp	1,964	8,912
Mahiga	959	4,638
Kikuura	600	2,863
Waijagahe	431	2,250
Buguta	353	1,812

Main Countries of Origin	Total
DR Congo	107,459
Rwanda	355
South Sudan	169
Burundi	72

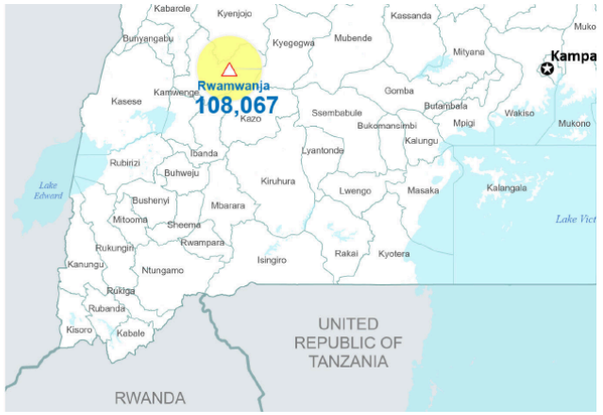

Age & Gender Breakdown

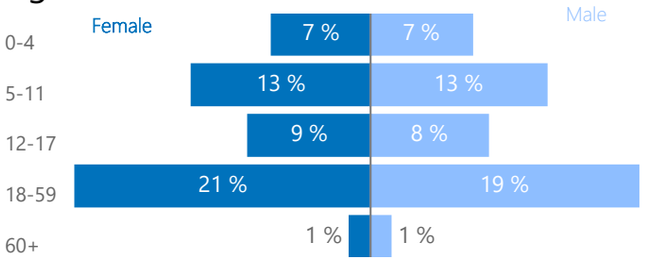

New Registration by Month

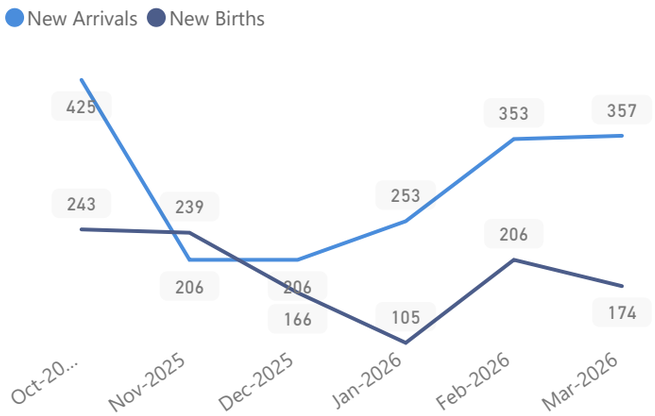

Main Occupations

40% Have occupation

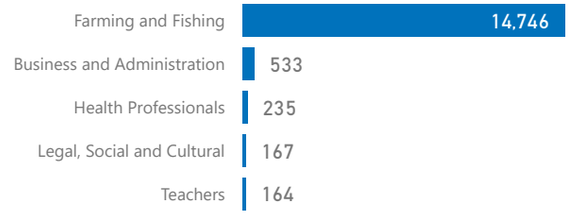

* Age is between 18 - 59 years for Occupation

Main Specific Needs
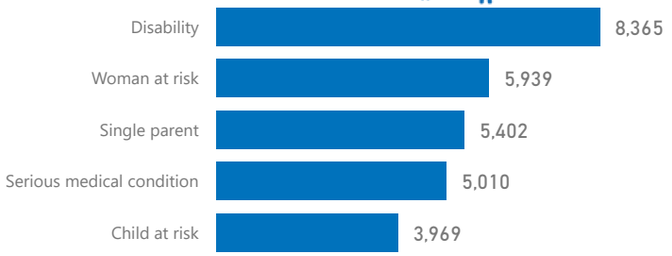
12,383 7,569