MCO CAMEROUN: STATISTIQUES DE REFUGIES ET DEMANDEURS D'ASILE (March 2026)

Cameroon | Congo, Republic of t... | Gabon | Sao Tome and Princi...

Legal Status
- [ ] Asylum Seeker
- [ ] Refugee

Region: All

Departement: All

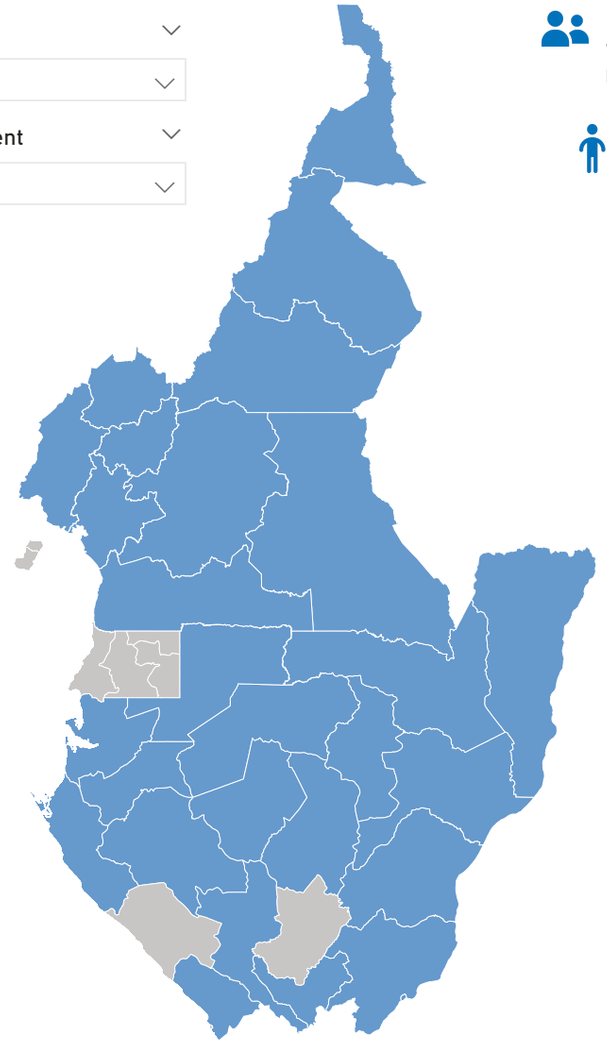

500,493 Population totale

472,212 Réfugiés

28,281 Demandeurs d'Asile

255893 Children

238116 Adults

20889 Elders

Region	00 - 04 years Female	00 - 04 years Male	05 - 11 years Female	05 - 11 years Male	12 - 17 years Female	12 - 17 years Male	18 - 59 years Female	18 - 59 years Male	60+ years Female	60+ years Male
Ogooue-Maritime						2	3	3	1	1
Ouest		3	2	1			4	81		1
Plateaux	486	444	1342	1275	1062	1108	2633	2508	297	250
Pointe-Noire	50	60	136	163	150	148	456	1060	14	53
Pool	281	244	664	649	535	578	1981	2379	145	302
Sangha	33	32	127	138	166	136	635	779	22	78
Sangha-Mbaere		1								
Sud	5	3	4	3		1	20	99		10
Sud-Ouest	3	3	27	31	76	91	293	970	33	41
Woleu-Ntem								1		1
Total	**858**	**790**	**2302**	**2260**	**1989**	**2064**	**6025**	**7880**	**512**	**737**

Education Age

Region	04-05 Years	06-11 Years	12-18 Years	Total
Adamaoua	4022	11773	12705	**28500**
Est	10801	31539	32655	**74995**
Estuaire	1	8	16	**25**
Haut-Ogooue	1	3	8	**12**
Littoral	734	2589	2544	**5867**
Mai-Ndombe		3	2	**5**
Nord	2519	8760	7421	**18700**
Nord-Ouest		18	34	**52**
Ogooue-Maritime			2	**2**
Ouest		3		**3**
Sud	6	5	3	**14**
Sud-Ouest	1	57	194	**252**
Total	**18085**	**54758**	**55584**	**128427**

Sites / Camp	Female	Male
Mbile Site	4591	4206
Lolo Site	4363	4140
Site du 15 Avril	3939	3612
Borgop Site	3587	3056
Site de Bouemba	3143	2900
Timangolo Site	1896	1781
Ngam Site	1572	1331
Ngarisingo Site	552	552

Repartition par Tranche d'age et par Sexe

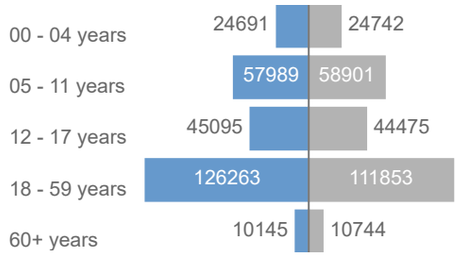

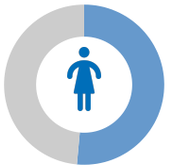

50% Of refugees are women and girls

51% Of refugees are children

Country of Origin	Total
Central African Republic	321288
Nigeria	125191
Democratic Republic of the Congo	31837
Niger	10799
Chad	4392
Rwanda	3674
Sudan	1115
Mali	751
Guinea	375
Burundi	177
Congo, Republic of the	121
Burkina Faso	114
Cameroon	94
Total	**500493**

Niveau d'étudesID by Education

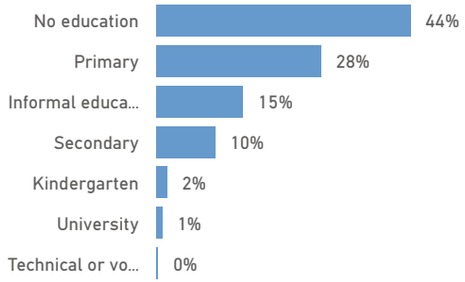

Personnes à Besoin Spécifiques	Female	Male	Total
Child at risk	17589	13538	**31127**
Woman at risk	18073	9	**18082**
Single parent	14906	1336	**16242**
Older person at risk	7083	6200	**13283**
Disability	5654	6383	**12037**
Serious medical condition	6341	4896	**11237**
Unaccompanied or separated child	4163	3431	**7594**
SGBV	2283	115	**2398**
Torture	219	336	**555**

UNHCR CAMEROON MONTHLY UPDATES

KEY HIGHLIGHTS March 2026

Source des données des réfugiés: Gouvernement du Cameroun avec le support du HCR ::

Contact for more info DIMA Unit Cameroon ***cmr_yaim@unhcr.org***

UNHCR Cameroon needs to support refugees, asylum seekers, and internally displaced persons (IDPs) in the country. This update provides detailed demographic, socio-economic, and educational data, as well as information on persons with specific needs, underscoring the complex and multifaceted nature of the refugee and IDP crisis in Cameroon. The monthly update highlights the demographic diversity, educational and occupational challenges, and specific needs of the displaced populations. The data emphasizes the importance of targeting interventions and creating support mechanisms to address the varied and pressing needs of these vulnerable groups. The Cameroonian government and international organizations must collaborate to provide necessary aid and ensure the well-being of these populations.

Population Overview:

Refugees and Asylum Seekers: Cameroon hosts 409,379 refugees and 20,068 asylum seekers.
Internally Displaced Persons (IDPs): The country has 1,004,257 IDPs, with an additional 790,842 returnees.
Major Countries of Origin: Refugees primarily come from the Central African Republic 285,567 , Nigeria 125,184 , Chad 4,291 , and Niger 10,787.

Demographic Distribution:

A significant portion of the refugees are women and children. Specifically, 52% of the refugee population are women and girls, and 51% are children.
Age Groups: Refugees are categorized into various age groups, with notable populations in the 0-4, 5-11, 12-17, 18-59, and 60+ age ranges.

Education Levels:

The educational attainment of refugees varies, with 46% having no education, 27% having primary education, and smaller percentages having informal, secondary, university, or technical/vocational education.

Occupations:

47% of refugees are engaged in various occupations such as homemakers, traders, drivers, pensioners, maneuvers, and breeders. 17% are students, 14% are unemployed, and 9% are farmers.

Ethnicity and Religion:

Ethnicity: The majority of ethnicities are Peulh 44% , Kanuri 12% .
Religion: The religious makeup includes 74% Muslims, 24% Christians, and 2% others.

Persons with Specific Needs:

Categories: There are several categories of persons with specific needs including children at risk, women at risk, single parents, older persons, unaccompanied or separated children, and persons with disabilities.
Top Concerns: The highest numbers are children at risk of not attending school 26,577 , individuals with vision disabilities 5,180 , and older persons with children 3,196 .

Legal and Marital Status:

Legal Status: Refugees and asylum seekers are categorized based o their arrival years, with significant influxes noted in 2014 and subsequent years. Marital Status: The majority of the refugee population is single 67% , followed by married individuals 25%.

Regional distribution:

The distribution of refugees and IDPs across various regions in Cameroon shows significant numbers in different regions. The East region hosts the largest refugee population with 162,451 individuals. The Far-North has 120,682 refugees, while Adamaoua has 57,261 . The North region accommodates 37,444 refugees, and the Centre has 27,043. The Littoral region has 22,473 refugees.

Challenges and Needs:

UNHCR MCO in Cameroon grapples with significant challenges in managing and supporting its large refugee and internally displaced populations. Due to increasing global crises, UNHCR Cameroon faces immense strain, with regions like the East and Extreme-Nord hosting 162,451 and 120,682 refugees respectively, the strain on resources is immense. These populations include a high percentage of children and women, requiring specialized services such as education, healthcare, and protection. The diverse educational levels among refugees, ranging from no education to university, indicate a need for comprehensive educational programs. Additionally, significant numbers of refugees are unemployed or engaged in low-income occupations, highlighting the necessity for vocational training and employment opportunities. The presence of vulnerable groups, such as unaccompanied children, single parents, and individuals with disabilities, further underscores the urgent need for targeted humanitarian aid and robust social support systems to address their specific needs and ensure their well-being.

UNHCR CAMEROON IN A GLANCE

March 2026

Central African | Nigeria | IDP Far North | IDP NWSW | Other Refugees

Population Type: All

Region: All

Zone: All

Owning Office: All

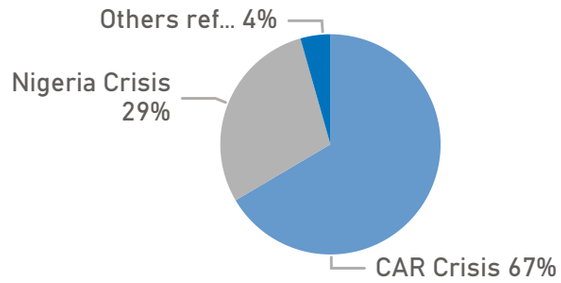

Distribution by crisis

52

2,224,546
Total of Persons we serve

409,379
Refugee

20,068
Asylum Seeker

1,004,257
Internally Displaced

790,842
Returnees IDP

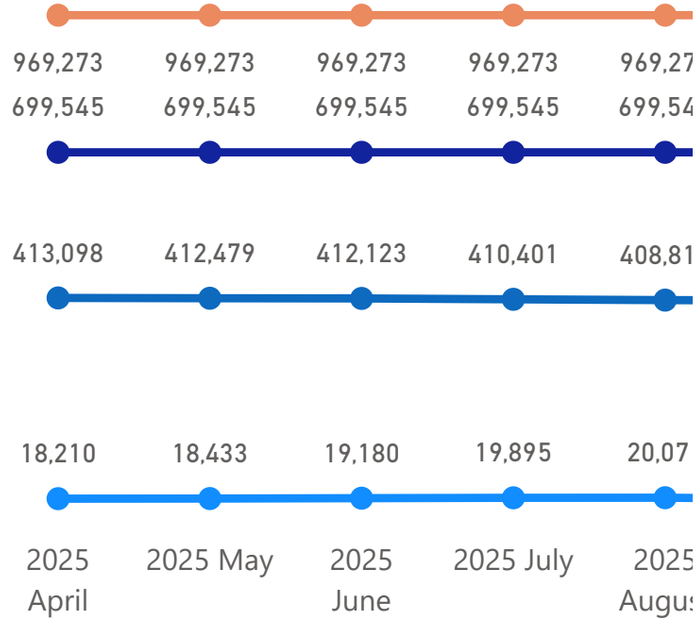

Top 5 countries with refugees and asylum seeker

Refugee and Asylum Seeker by Department

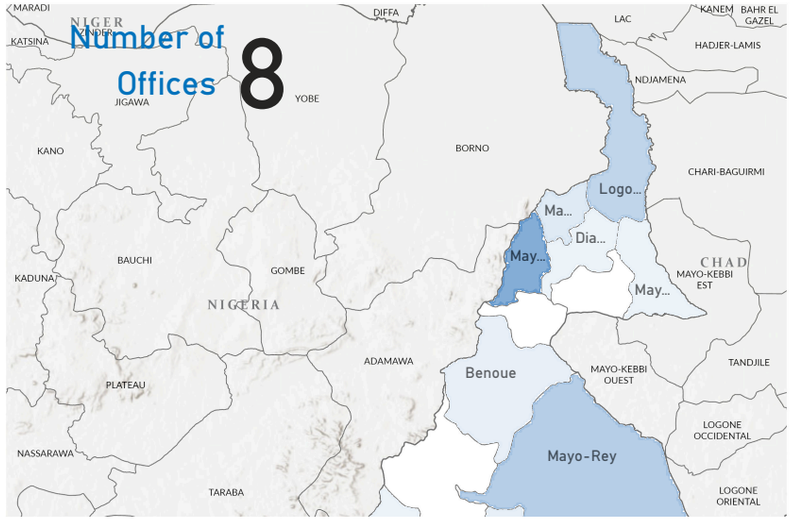

IDPs by Department

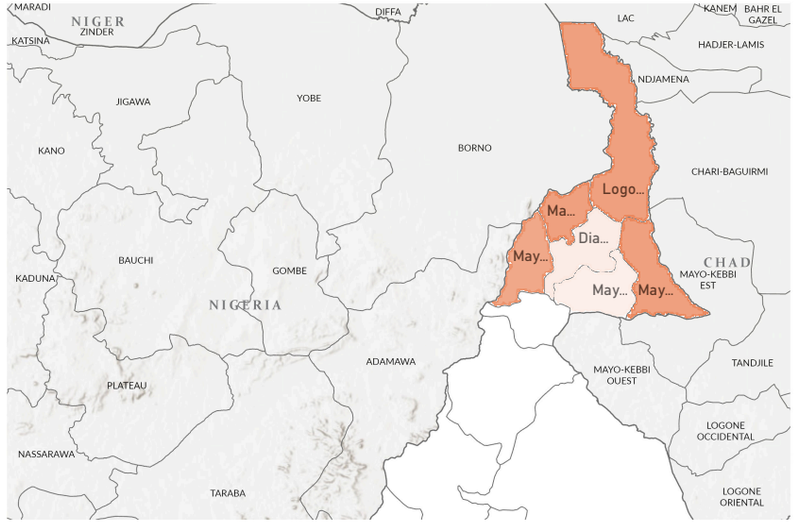

DEMOGRAPHIC POPULATION IN CAMEROON

March 2026

Central African | Nigeria | Other Refugees

Legal Status: Asylum Seeker | Refugee

Site/Camp: In Site/Camp | Out of Site/Camp

199,922
School age children

Region: All | Department: All | Zone: All | Owning Office: All

Population distribution (gender and age group)

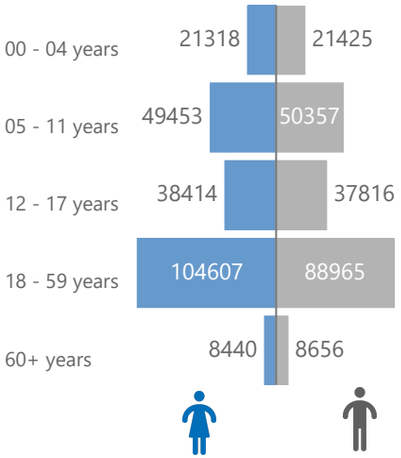

Education Level

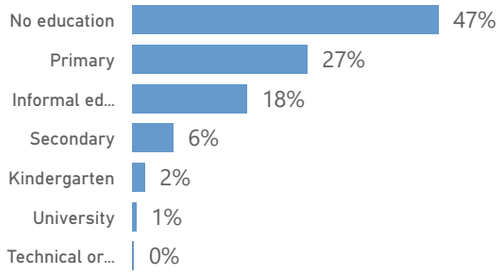

Ethnicity

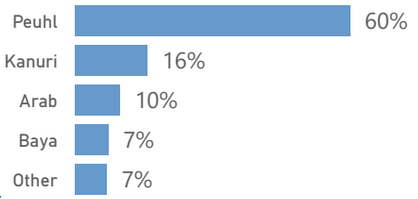

Refugees by age group

Region	00 - 04 years Female	00 - 04 years Male	05 - 11 years Female	05 - 11 years Male	12 - 17 years Female	12 - 17 years Male	18 - 59 years Female	18 - 59 years Male	60+ years Female	60+ years Male	Total
Est	8283	8252	18056	18826	14538	14408	42179	31321	3212	3376	**162451**
Extreme-Nord	6587	6581	15838	15694	12137	11726	27528	19311	2669	2611	**120682**
Adamaoua	2881	2912	6748	7002	5629	5643	14582	9240	1350	1274	**57261**
Nord	1954	1987	5020	5047	3390	3322	9463	5768	802	691	**37444**
Centre	1080	1076	2389	2325	1609	1500	6413	10092	216	343	**27043**
Littoral	513	595	1361	1412	1023	1103	4051	11966	145	304	**22473**
Sud-Ouest	3	3	27	31	76	91	293	970	33	41	**1568**
Nord-Ouest			6	12	10	19	64	76	12	5	**204**
Sud	5	3	3	3		1	19	99		10	**143**
Ouest		3	2	1			4	81		1	**92**
Total	**21306**	**21412**	**49450**	**50353**	**38412**	**37813**	**104596**	**88924**	**8439**	**8656**	**429361**

Site/Camp	Female	Male	Total
Minawao Camp	42743	36729	**79472**
Gado Site	8457	7432	**15889**
Mbile Site	4591	4206	**8797**
Lolo Site	4362	4140	**8502**
Borgop Site	3587	3056	**6643**
Timangolo Site	1895	1781	**3676**
Ngam Site	1572	1331	**2903**
Ngarisingo Site	552	552	**1104**
Total	**67759**	**59227**	**126986**

Marital Status	Percentage
Single	67.38%
Married	24.88%
Widowed	3.58%
Divorced	1.80%
Common Law Married	0.76%
Separated	0.68%
Unknown	0.56%
Engaged	0.35%
Partnership	0.01%

Year of arrival of refugees

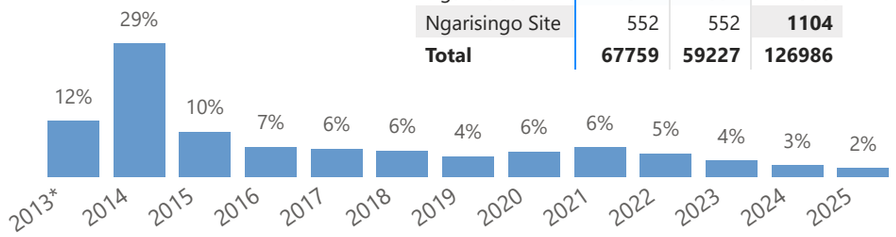

Education Age

Region	04-05 Years Female	04-05 Years Male	06-11 Years Female	06-11 Years Male	12-18 Years Female	12-18 Years Male	Total
Adamaoua	1940	2080	5780	5986	6374	6328	**28488**
Centre	637	661	2057	1996	1849	1738	**8938**
Est	5393	5406	15391	16142	16364	16291	**74987**
Extreme-Nord	4370	4285	13658	13549	13729	13268	**62859**
Littoral	287	373	1204	1213	1169	1369	**5615**
Nord	1228	1291	4394	4366	3758	3662	**18699**
Nord-Ouest			6	12	13	21	**52**
Ouest			2	1			**3**
Sud	2	3	2	3		3	**13**
Sud-Ouest		1	27	30	89	105	**252**
Total	**13857**	**14100**	**42521**	**43298**	**43345**	**42785**	**199906**

*Returnees & IDPs Source: IOM, OCHA ; Source des données des réfugiés: Gouvernement du Cameroun avec le support du HCR:: * Arrived before 2013:: Contact for more info DIMA Unit Cameroon* ***cmr_yaim@unhcr.org***

PERSONS WITH SPECIFIC NEEDS IN CAMEROON

March 2026

Source des données des réfugiés: Gouvernement du Cameroun avec le support du HCR ::
Contact for more info DIMA Unit Cameroon ***cmr_yaim@unhcr.org***

Central African | Nigeria | Other Refugees

Owning Office: All

Region: All | Department: All | Commu...: All | Zone: All

Areas of Responsibility

Child Protection | General Protection | SGBV

154,526 Person with Specific Needs

Gender

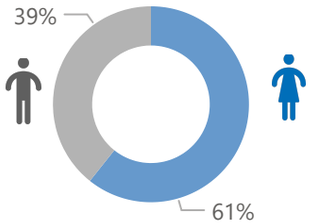

Male | Female

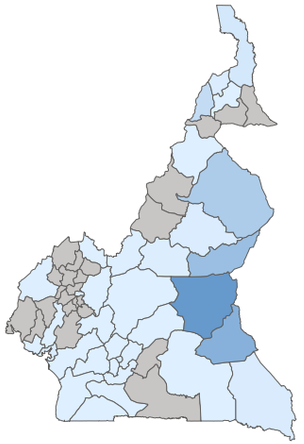

Person with Specific Needs

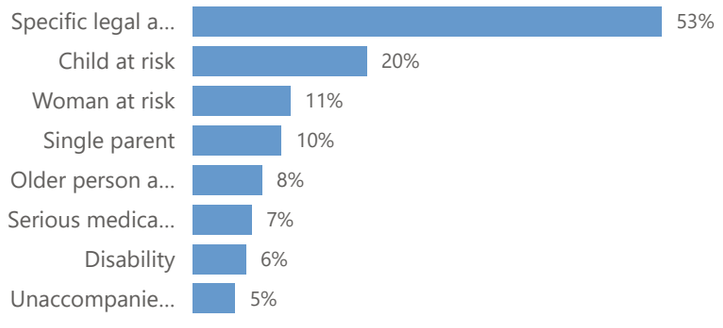

30,152 Child at Risk

SPN Sub Category	# Refugee
Child at risk of not attending school	28959
Child with special education needs	631
Child parent	318
Child spouse	285
Teenage pregnancy	91
Child engaged in other forms of child labour	63
Child carer	61
Child engaged in worst forms of child labour	29
No legal documentation	10
Child associated with armed forces or groups	7

10,220 Serious Medical Condition

SPN Sub Category	# Refugee
Other medical condition	6398
Chronic illness	2257
Malnutrition	642
Difficult pregnancy	547
Critical medical	418
Mental illness	201
Addiction	24
Woman at risk	18
Emotions and behavior	3
Vision	3

2,158 SGBV

SGBV	Refugee
Victim/Survivor of SGBV in country of asylum	571
Threat of forced marriage	533
Victim/Survivor of SGBV in country of asylum	446
Victim/Survivor of SGBV in country of origin	283
Survival sex	224

9,178 Disability

SPN Sub Category	# Refugee
Vision	4027
Hearing	1578
Lower Body Mobility	1417
Emotions and behavior	1308
Communication	809
Upper Body Mobility	380
Physical disability - moderate	157
Visual impairment (including blindness)	70
Remembering and concentrating	48
Self-Care	48

15,364 Single Parent

(Top 10) Single Parent	# Refugee
Single HR - parent	13920
Single HR - caregiver	912
Single HR - grandparent	644
Woman at risk	13
Single woman at risk	9
Child parent	3
No legal documentation	2
Single older person	2
Child at risk of not attending school	1
Older person with children	1

280 Family Unity

Family Unity Sub-Category	# Refugee
Family reunification required	234
Tracing required	46

11,990 Older at Risk

Older Person at Risk	# Refugee
Older person with children	5830
Older person unable to care for self	4583
Single older person	2157
No legal documentation	2
Woman at risk	2
Single HR - grandparent	1
Single HR - parent	1
Single woman at risk	1

7,316 Unaccompanied or separated child

(Top 6) Unaccompanied or separated child	# Refugee
Separated child	6697
Unaccompanied child	592
Child headed household	43
Child in institutional care	26
Child in foster care	16
No legal documentation	5

16,902 Woman at Risk

(Top 4) Single Parent Sub-Category	# Refugee
Woman at risk	9381
Single woman at risk	3268
Single HR - parent	10
Lactating	4523

SOCIO-ECONOMICS DATA OF REFUGEES IN CAMEROON

March 2026

Source des données des réfugiés: Gouvernement du Cameroun avec le support du HCR :

Contact for more info DIMA Unit Cameroon ***cmr_yaim@unhcr.org***

Central African | Nigeria | Other Refugees

Region: All

Zone: All

Male | Female

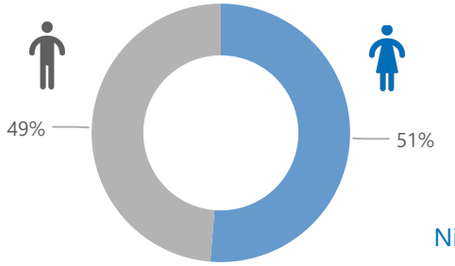

Occupation

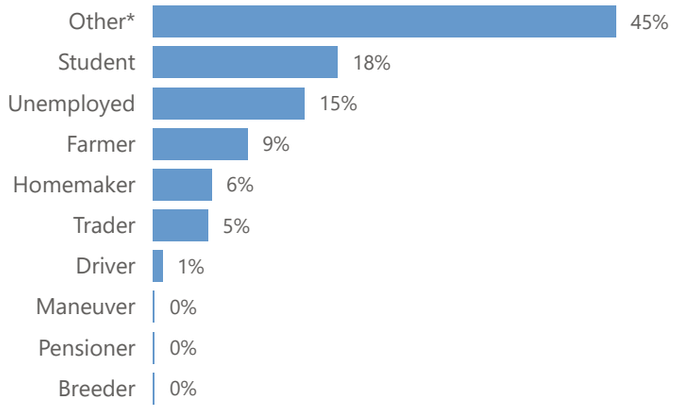

Registration Reason

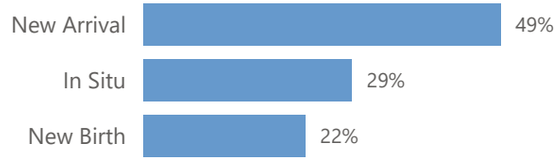

Religion

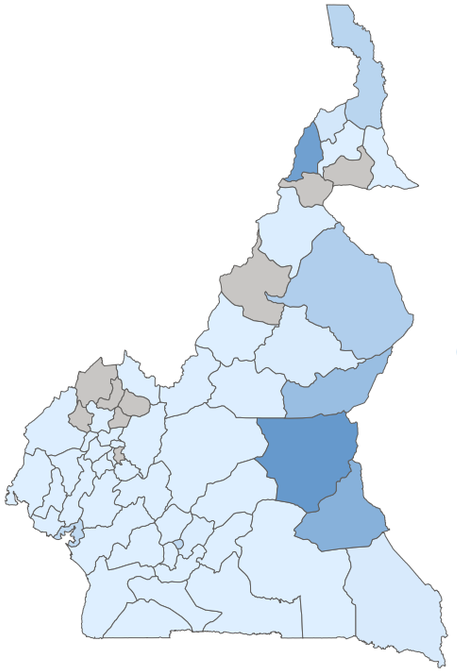

Central African

Occupations	Adamaoua	Centre	Est	Extreme-Nord	Littoral	Nord	Total
Other*	17909	9563	57517	9	5612	5731	**96341**
Student	15043	4377	30509	1	3562	7461	**60953**
Unemployed	7333	1974	34759	1	887	11457	**56411**
Farmer	8691	854	13970	1	338	6792	**30646**
Homemaker	4086	1236	15157		1021	1726	**23226**
Trader	2845	1326	8217	1	1099	1380	**14868**
Driver	426	239	2124	1	434	239	**3463**
Maneuver	11	21	51		6	2	**91**
Pensioner	12	3	52		3	2	**72**
Breeder	25		11			28	**64**

Nigeria

Occupations	Adamaoua	Centre	Est	Extreme-Nord	Littoral	Nord	Total
Other*	295	260	7	94925	48	1130	**96665**
Student	188	36		8626	6	448	**9304**
Farmer	26	5		7643	3	755	**8432**
Homemaker	51	11	2	4729	2	102	**4897**
Unemployed	171	76	1	2492	7		**2747**
Trader	34	104	2	1805	17	10	**1972**
Driver	6	6		297	3		**312**
Pensioner	2			26			**28**
Breeder				10			**10**
Maneuver				10			**10**

Other Nationalities

Occupations	Adamaoua	Centre	Est	Extreme-Nord	Littoral	Nord	Total
Other*	56	3454	41	42	4813	45	**8451**
Trader	4	1130	11	9	2308	5	**3467**
Unemployed	31	1003	14	19	982	85	**2134**
Student	24	1336	11	30	490	23	**1914**
Farmer	2	167	11		780	13	**973**
Homemaker	15	357	5	6	157	15	**555**
Driver		86	1	4	125	2	**218**
Maneuver	1	8			50	2	**61**