2025 End of Year Sector Dashboard

Livelihoods

The End of Year of 2025 Livelihoods sector dashboard summarizes the progress made by Livelihoods sector partners involved in the Lebanon Response Plan (LRP), identifies key challenges and priorities, and highlights trends affecting people in need. The Livelihoods Sector in Lebanon is working to: OUTCOME 1): Stimulate local economic development to create income generating opportunities and employment; OUTCOME 2): Improve workforce employability; OUTCOME 3): Support the business and labor market eco-systems through strengthening policy development.

The Lebanon Response Plan is pending endorsement by the LRP Steering Committee. This dashboard is based on information reported by Livelihoods sector partners operating under the sector strategy.

2025 Sector Funding Status

As of December 31st

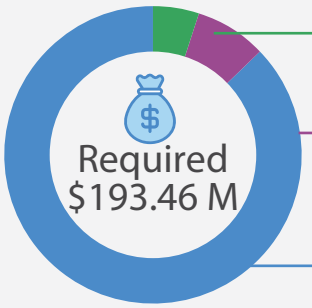

9% $17.58 M
Total received
(Jan-Dec-25)

6% $11.94 M
Total carry-over
(from 2024)

85% $163.94 M
Funding Gap
(ref. 2025 appeal)

2025 Population Reached

482,512*
People in Need

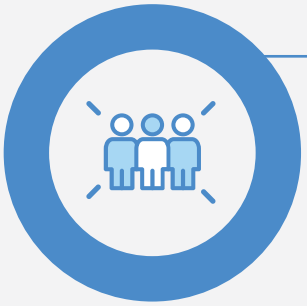

128,864**
168% Reached

76,700
Targeted

2025 Population Figures by Cohort

411,945
Lebanese individuals in need

91,620
139% Reached

65,483
Targeted

67,002
Displaced Syrians in need

35,267
331% Reached

10,651
Targeted

1,931
Palestinian Refugees from Syria (individuals)

77
30% Reached

260
Targeted

1,634
Palestine Refugees in Lebanon (individuals)

597
194% Reached

307
Targeted

*Population In need and targeted should be similar to the figures from the LRP 2025 annual update
** Includes beneficiaries not disaggregated by nationality (Outcome 2, Activities 3.1.A, 3.1.7.2, 3.1.7.3)

For more information, please contact: ali.el.ghandour@undp.org

LEBANON Response Plan

2025 End of Year Sector Dashboard

Livelihoods

Progress Against Targets

MSMEs strengthened to enable decent job retention / creation, boost productivity and competitiveness

44,891 | 10,200

number of trained beneficiaries (30% women)

36,143 | 6,500

number of individuals benefiting from work based learning opportunities (at least 30% women)

4,793 | 10,000

# of vulnerable individuals participating in CfW activities

17,593 | 10,000

# of stakeholders (employers and employees) with increased knowledge of decent work conditions

300 | 20,000

Outcomes	LCRP 2016 Baseline	Jan - December 2025 Reached	2025 Target
OUTCOME 1: Total number of jobs created/maintained	494	615	6000
OUTCOME 2: # of job seekers placed into jobs	N/A	279	16,500
# of targeted vulnerable persons engaged in home-based income generation	N/A	0	20,000

Analysis Breakdown by Gender

128,844

Number of individuals reached by Sector partners by gender (Jan - December 2025)

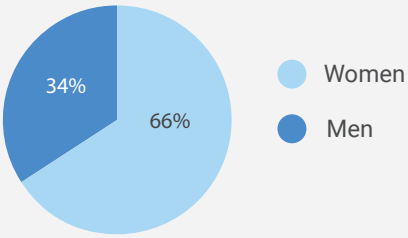

58,529

Vulnerable men and women in all their diversity and abilities have strengthened and appropriate technical skills to match the needs of the job market (Market- and work-based learning and Cash for work) by gender (Jan - December 2025)

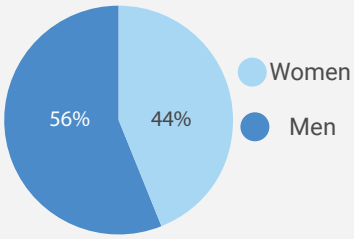

41,900

Number of business owners supported (financial access, cash/in-kind grants, incubation services) by gender per month (Jan - December 2025)

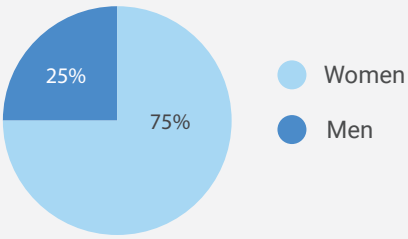

279

Number of Vulnerable men and women in all their diversity and abilities have strengthened and appropriate technical skills to match the needs of the job market (Beneficiaries who are able to find a job or start their own business (home-based or non-home-based business) after completion of activities) by gender per month (Jan - December 2025)

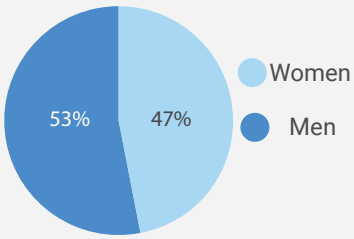

For more information, please contact: ali.el.ghandour@undp.org

1. KEY ACHIEVEMENTS & RESULTS

The number of reporting partners under the Livelihoods Sector increased from 37 in 2024 to 46 in 2025, reflecting expanded coordination coverage across implementing partners operating under the Lebanon Response Plan. These reporting partners reached 127,561 individuals through different modalities of livelihood interventions across the country, representing 168 per cent of the annual target. This overachievement reflects expanded reporting coverage across partners, including improved consolidation of partner reporting and the scale-up of market-based skills training and Short-Term Employment (Cash-for-Work) interventions during the reporting period. The targeting strategy reflects a balanced and inclusive approach, reaching female beneficiaries (41%), people with disabilities (2%), and deliberately targeted population cohorts, while prioritizing vulnerable Lebanese (72%), Syrian refugees (28%), and Palestinian refugees (1%).

Outcome 1: Stimulate local economic growth and market systems to foster income-generating opportunities

Output 1.1: Medium, Small and Micro enterprises (MSMEs) strengthened to recover from the impact of the crisis. (44,891 vs. target 10,200, representing 440% of annual target; up from 30,533 in 2024)

The reporting period demonstrates that the Livelihoods sector partners supported 44,891 businesses through different programming modalities, dominated by access to financial resources (91%), capacity building (6%), incubation services (1.5%) and cash/in-kind grants (2%).However, PSEA orientation at the business level reached only 1 per cent of the 44,891 supported businesses (approximately 449 entities), exposing a critical implementation gap specific to Output 1.1 that requires enhanced advocacy and technical capacity building among implementing partners. This figure refers exclusively to MSME-level PSEA sensitisation and is distinct from the 2,819 individual beneficiaries who received PSEA awareness sessions across all outputs (see Mainstreaming Activities below). The geographic distribution of the businesses support activities shows concentration in North (55%) driven by the large influx of newly displaced people and refugees, followed by BML (17%), Bekaa (15%) and South (12%) regions. Both North and South faced some level of instability since the start of the year, mainly due to escalation of violence and new displacement trends, which are not conducive to MSME support activities.

Outcome 2: Improve workforce employability

Output 2.1: Vulnerable men and women in all their diversity and abilities have strengthened and appropriate technical skills to match the needs of the job market. (58,529 vs. target 26,500, representing 221% of annual target; up from 16,340 in 2024)

Partners continued their reports to empower vulnerable men and women with diverse abilities by equipping them with the technical skills needed to succeed in the job market. Through various targeted training programs and initiatives, these individuals gain valuable expertise in different fields. By year-end 2025, a total of 58,529 individuals, of whom 59 per cent were women, benefited from one of three different approaches to skill development: market-based skills training (MBST) with 36,143 beneficiaries, representing a 618 per cent increase from 5,037 in 2024, work-based learning (WBL) with 4,793 beneficiaries, up from 2,247 in 2024, representing a 113 per cent increase, and cash-for-work (CfW) with 17,593 beneficiaries (7,841 female, 45%; 9,752 male, 55%), up from 9,056 in 2024, representing a 94 per cent increase and the highest year-on-year growth among all three modalities. CfW activities spanned 357 villages, delivering immediate income support while simultaneously rehabilitating community assets and environmental infrastructure across North, South, Bekaa and BML. This modality remains critical for households facing acute economic distress, particularly in areas affected by displacement and insecurity. Women's participation in CfW reached 45 per cent overall, though this varied by region, reflecting ongoing cultural and logistical barriers that require targeted gender-responsive design in future programming. These approaches ensure particip ants not only acquire immediate income but also enhance their longer-term employability. Women represented 41 per cent of the total beneficiaries, yet their participation was most noticed in MBST and WBL, reaching 65 per cent and 71 per cent of the beneficiaries in these activities respectively, while their participation in cash-for-work activities reached 45 per cent of beneficiaries in that modality. Women may prefer these skill-building activities for various reasons, including the long-term advantages of learning and possessing skills that enable longer-term employment or self-employment, with the latter providing more suitable and individualized working conditions regarding time and place flexibility. Syrian refugees made up 38 per cent of the beneficiaries across all three programs, with Lebanese people compromising the largest percentage at 59 per cent. This predominance of Lebanese beneficiaries emphasizes the significance of short-term financial support in sustaining livelihoods while protecting them from all types of workplace exploitation.

Output 2.2: Career guidance, awareness raising sessions, job matching and support for starting own business in the same area of training. (25,582 vs. target 20,000, representing 128% of annual target)

According to partners' reporting, beneficiaries received assistance with job matching, career counselling, and entrepreneurship services, with 25,582 beneficiaries benefiting from career guidance (25,010) and entrepreneurship support (572). This represents a significant increase from 1,763 career guidance beneficiaries in 2024. Under both services, women constituted the majority (70%). Partners prioritized women, and women showed keen interest in these services as they require more tailored advice on overcoming specific career obstacles. Mentorship, which often accompany career counselling, helps them navigate challenges related to immediate economic requirements and the absence or insufficiency of alternative revenue sources. The year witnessed an advancement in protection mainstreaming through the provision of PSEA awareness sessions to 2,819 individual beneficiaries across Outputs 2.1 and 2.2 (comprising MBST, WBL, and CfW activities). This figure represents individual-level PSEA coverage and is separate from the MSME-level PSEA orientation gap reported under Output 1.1. Both topics aim to build awareness among beneficiaries to protect themselves from all types of exploitation at the workplace.

LEBANON Response Plan

2025 End of Year Sector Dashboard

Livelihoods

Geographic and District Reach:

The Livelihoods Sector maintained programming across all 26 districts of Lebanon in 2025, reflecting the sector's commitment to reaching affected populations in every governorate. MSME support was most concentrated in the North (55%), driven by large-scale financial service delivery responding to displacement, followed by BML (17%), Bekaa (15%) and South (12%). Under Output 2.1, sector-direct market-based skills training reached its largest volumes in Bekaa (4,091 beneficiaries), while cash-for-work was most prominent in the North (1,184 beneficiaries) and South (1,038 beneficiaries), aligned with concentration of displacement-affected communities and infrastructure rehabilitation needs. The 357 villages covered by CfW spanned all regions, providing broad sub-district reach. This geographic footprint demonstrates the sector's adaptability in sustaining delivery across conflict-affected, displacement-intensive and stabilization-oriented contexts simultaneously.

Gender Analysis:

Gender analysis reveals significant disparities in participation across different livelihood modalities. Women represent 41 per cent of overall beneficiaries but show distinct preferences for specific interventions. In market-based skills training and work-based learning, women comprise 65 per cent and 71 per cent of participants respectively, indicating strong preference for skill-building activities that offer longer-term employment prospects and flexible working arrangements. However, in cash-for-work activities, women's participati on stands at 45 per cent, reflecting the sector's efforts to promote inclusive employment in labour-intensive programmes. Career guidance services show the highest female participation at 70 per cent, reflecting women's greater need for tailored employment support to overcome gender-specific workplace barriers. The sector needs to address these participation gaps by designing more gender-responsive programming and removing structural barriers that limit women's access to immediate income-generating opportunities.

Mainstreaming Activities:

Protection mainstreaming showed measurable progress across 2025 with 2,819 individual beneficiaries receiving PSEA awareness sessions throughout 2025 across Outputs 2.1 and 2.2. This cross-output figure is separate from the MSME-level PSEA orientation gap (~449 businesses, 1%) reported under Output 1.1. This enhanced awareness builds beneficiary capacity to identify and report workplace exploitation and contributes to the sector's broader decent work agenda. Conflict sensitivity measures were implemented through regional targeting adjustments, with reduced programming in North and South regions (14% and 24% respectively) due to security concerns, while maintaining service delivery through mobile and flexible approaches. Environmental considerations were integrated into cash-for-work activities, with 357 targeted villages benefiting from improved environmental assets and infrastructure, contributing to both livelihood outcomes and environmental resilience. These mainstreaming efforts demonstrate how cross-cutting themes directly enhance program effectiveness and beneficiary protection.

Prioritization:

The Livelihoods Sector has prioritized two critical activities in setting strategic directions for the partners. Support to MSMEs and Cash for Work (CfW) remains on top of the prioritization list since both modalities provide medium of engagement with affected population with direct support and provide avenues of engagement through cash injection in both short, intermediate and longer-term support. These modalities have a strong inter-connectedness with other soft activities of the sectoral strategy and capture the avenues of advocacy for decent work condition in the work environment and generate inputs for policy/strategic dialogue. Thus, these interventions alone made 75 per cent of the funding requirement in the LRP Livelihoods Strategy of 2025. Moreover, it constitutes more than 80 per cent of the sector targets and effectively provide an outreach to cover all important cohorts of targeted beneficiaries within the LRP landscape.

LOCALIZATION:

The localization remains one of the key cross cutting considerations within the deliberations of Livelihoods Sector. The sectoral coordination is emphasized through the active engagement of National and International Organizations in constituting Core Group of the Sector, while the NGO Co-Coordinator together with UNDP and designated ministries is providing strategic leadership to the coordination forum at National fora's and represent national/international organizations effectively. Moreover, the Livelihoods Sector is continuously enduring to enhance capacities of local organizations in all important pillars of response in Lebanon. National partners constitute the majority of appealing organizations in the LRP 2025, with 25 per cent of the appealed funds directed to national counterparts. In terms of implementation and reporting, 25 out of 46 reporting partners are national organizations who are either reporting their own dedicated funding and/or authorized to report in their implementation capacity through bilateral agreements with UN Agencies and International Organizations. All these parameters are encouraging for localization and Grand Bargain commitments and deemed an effective strategy to enhance outreach within limited funding portfolios.

For more information, please contact: ali.el.ghandour@undp.org

2. CHALLENGES, RISKS AND MITIGATION MEASURES

1. Funding Gaps and Activity Suspension:
The funding constraints affected the flow of activities within the livelihoods sector, with almost three-quarters of partner organizations having yet to receive any funding for their proposed projects in the Livelihoods Sector. Funding cuts, new displacements, and escalation of hostilities remain among the key challenges that have shifted focus away from stabilization and recovery activities within Lebanon.

2. Wage Harmonization and Economic Pressures:
The wage monitoring report in 2025 did support the renegotiation of a harmonized wage transfer value for unskilled workers in Lebanon among Livelihoods Sector partners; however, the newly adjusted wage rate still poses inter-regional and inter-sectoral disparities, creating challenges for partner organizations. This is particularly problematic given the escalating inflation rate, economic downturn, and increased cost of living, which are driving more people to search for employment.

Reflections and Lessons Learned:
The 2025 response reinforced three strategic lessons that directly shape the 2026 sector design. First, flexible, locally-led delivery modalities proved most resilient: national partners sustained implementation despite significant funding delays, validating the sector's localization strategy and informing the strengthened role of national organisations under the 2026 framework. Second, the integration of UNICEF reporting into the sector channel demonstrated the value of unified coverage and will be fully institutionalised in 2026 through formal data-sharing protocols. Third, the zero achievement on decent work indicators under the former Output 3.1 reflects a structural design gap: by disaggregating decent work into a standalone output without dedicated funding lines or explicit partner reporting commitments, accountability was diffused. The 2026 sector response addresses this directly by embedding decent work standards across Outputs 1.2 and 1.3, ensuring labour rights, PSEA orientation, and minimum wage awareness are integral to all short-term employment and vocational skills programming rather than treated as a separate, underfunded activity.

3. KEY PRIORITIES FOR THE NEXT HALF OF THE YEAR

The sector enters 2026 with a restructured framework consolidating three outcomes into a single outcome — crisis-affected populations have access to income-generating opportunities through strengthening local market systems — supported by four outputs. This consolidation sharpens accountability and reduces the indicator fragmentation that contributed to reporting gaps in 2025. Against a $116 million sector appeal, only $17.58 million was received in 2025 and $11.94 million carried over, leaving an 85 per cent funding gap. Donor engagement in 2026 must be anchored in targeted gap analysis by output, with specific funding asks aligned to the four-output structure.

Performance Improvement Action Points: Output 1.1 (MSMEs) delivered the sector's strongest result at 440 per cent of target in 2025 and remains the flagship modality, targeting 10,000 businesses in 2026. Priority actions include deepening access to financial services, strengthening value chain integration, and expanding PSEA orientation — which reached only one per cent of supported businesses in 2025 and requires systematic improvement. Output 1.2 (Short-term Employment Opportunities) marks a deliberate conceptual shift from the former Cash-for-Work framing. The 2026 sector strategy reclassified this modality to reflect a broader ambition: rather than positioning it solely as an emergency cash transfer mechanism, the sector now frames it as productive, time-bound employment directly linked to community asset rehabilitation, decent work standards, and a pathway to longer-term employability. This shift acknowledges that beneficiaries — particularly displaced households in acute economic distress — need not only immediate income but structured work experience that reinforces labour rights and prepares them for sustained employment. Building on the 94 per cent year-on-year growth in 2025 (9,056 to 17,593 beneficiaries), Output 1.2 targets 25,000 individuals in 2026, with an explicit 50 per cent female participation target and mandatory decent work and PSEA sensitisation integrated into all activities from the outset. Output 1.3 (Vocational Skills and Employment Services) consolidates market-based skills training, work-based learning, career guidance, and entrepreneurship support under a unified employability framework targeting 24,000 individuals, with a 70 per cent female participation target reflecting 2025 performance. Output 1.4 (Policy Support) is the sector's most underfunded output and requires dedicated budget lines and explicit partner commitments from the outset of the planning cycle to avoid repeating the zero-achievement outcome of 2025.

Strategic Priorities: The sector will align with the government's social protection strategy by piloting graduation models for the most vulnerable population segments and strengthening Micro Finance Institution positioning to create enabling environments for small businesses. Emerging sectors — renewable energy, digitalisation, and circular economy — will be prioritised for vocational pathways. The sector will deepen private sector engagement for job placement under Output 1.3, operationalise mobile service delivery units in conflict-affected areas, and strengthen gender-responsive programming across all modalities to sustain the gains made in 2025.

4. Case Study

ACTED – Supporting SME Resilience in Lebanon through Practical Digital Solutions

The EU-funded project "Empowering Civil Society and Youth for Inclusive Digital Transformation," implemented by ACTED from January 2024 to October 2025, supported 10 youth-led Small and Medium Enterprises (SMEs) throughout Lebanon to strengthen their digital capabilities and operational resilience. Delivered in collaboration with ESA Business School's accelerator programme (Smart ESA), the intervention provided practical digital support tailored to the day-to-day realities of small youth-led businesses operating in a challenging economic context.

Digital support enabled SMEs to move away from fragmented and manual practices toward more structured, efficient, and reliable systems. Through the introduction of business management software, internal coordination platforms, and digital communication and marketing solutions, enterprises improved how they manage operations, track activities, communicate with customers, and plan for growth. Beyond technical improvements, the support increased confidence in using digital solutions, strengthened decision-making, and helped businesses adapt more effectively to market fluctuations and operational pressures. By strengthening the operational resilience of youth-led SMEs, the project also contributed to sustaining local economic activity and service provision within their communities, reinforcing the role of small businesses as anchors of local resilience in Lebanon's fragile context.

The combination of training, technical guidance, and financial support was particularly valuable in ensuring that digital solutions were not only introduced but effectively embedded into daily operations. As one beneficiary noted: "The digital transformation saved us time and money and gave us the ability to work remotely. It strengthened our internal systems and increased our credibility with international funders." Another SME highlighted that "the combination of coaching and financial support made it possible to implement real changes, not just ideas."

Endline results confirmed that all participants expressed a high level of satisfaction, with 75 per cent reporting being "extremely satisfied," reinforcing the relevance of digital literacy mentoring for youth-led SMEs. The findings highlight such initiatives as tangible pathways toward inclusive and sustainable economic participation in Lebanon.

2025 End of Year Sector Dashboard

Livelihoods

The achievements described in this dashboard are the collective work of the following 46 organizations shown in this map:

ACF Spain, ACTED, AFDC, AICA, Al Majmouaa, AMEL, Arche Nova, ARCS, AVSI, Beit el Baraka, CARE, Caritas Lebanon, CESVI, DRC, Fair Trade Lebanon, Farah Social Foundation, Hilfswerk Austria International HWA, ILO, INITIATE, IOM, IRC, Lebanese Social Responsibility - LSR, LEE Experience, LOST, LOST-MPDL, LRI, LUPD, Mercy Corps, Michel Daher Social Foundation - MDSF, NAC-National Autism Community, Nawaya network, OXFAM, Plan International, Salam LADC, SCI, SHEILD, Shift, SIF, SPHERE Building Tomorrow-SBT, Tabitha-Dorcas, UNDP, UNICEF, We World GVC, WHH-Jafra, WHH-RMF, WVI

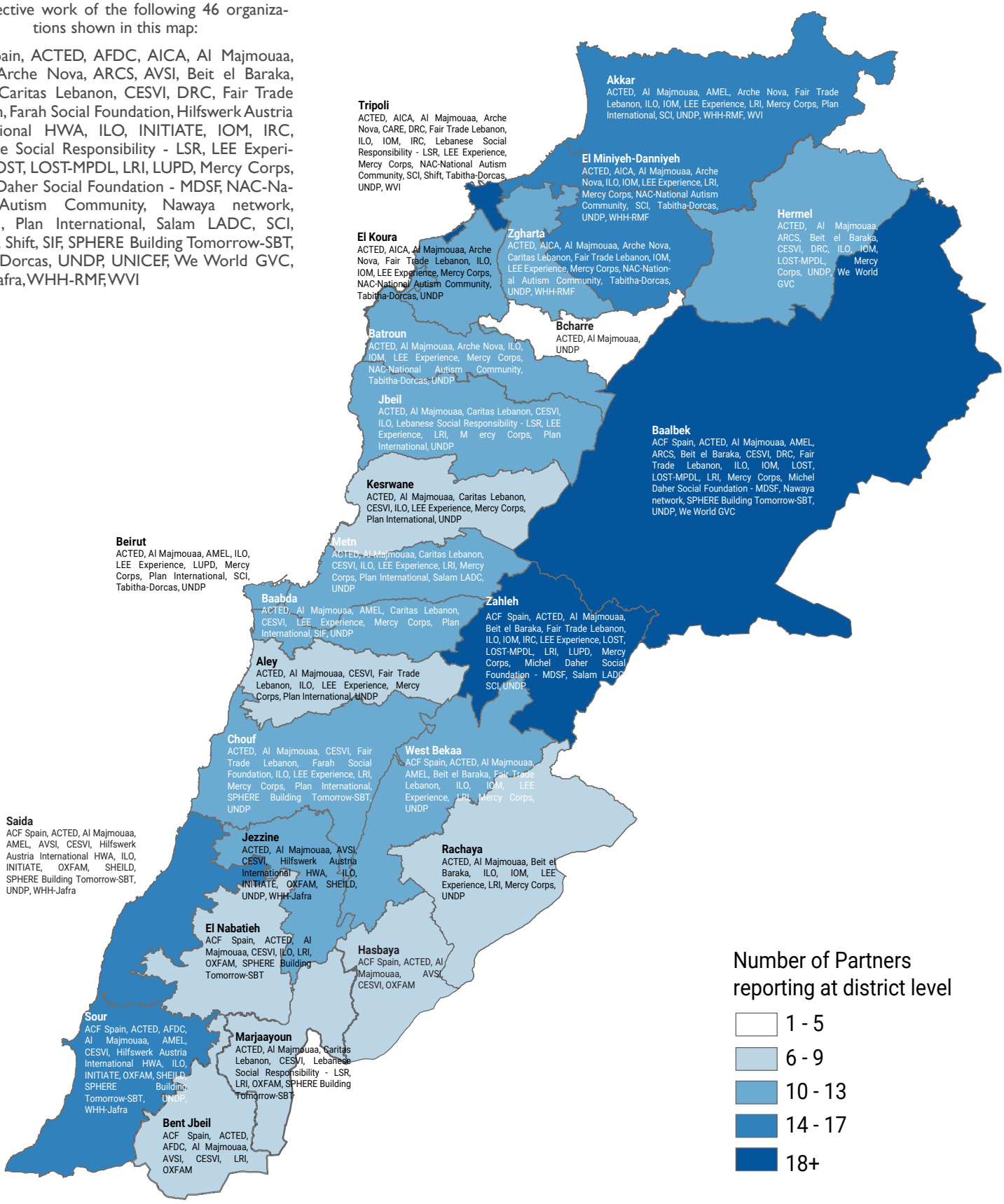

Note: This map has been produced by UNDP based on maps and material provided by the Government of Lebanon for Inter Agency operational purposes. It does not constitute an official United Nations map. The designations employed and the presentation of material on this map do not imply the expression of any opinion whatsoever on the part of the Secretariat of the United Nations concerning the legal status of any country, territory, city or area or of its authorities, or concerning the delimitation of its frontiers or boundaries.

For more information, please contact: ali.el.ghandour@undp.org