Comprehensive Overview of IDPs and IDP Returns Dashboard

SYRIAN ARAB REPUBLIC

As of 16 April 2026

Key Figures

- An estimated **5.54** million IDPs remain displaced in Syria. About **76%** living outside IDP sites while **24%** are hosted in formal IDP sites.
- Between December 2024 and 16 April 2026, estimated total of **1,881,397** IDPs returned

Estimated IDP Population

Aug 2025 OCHA

5,542,227

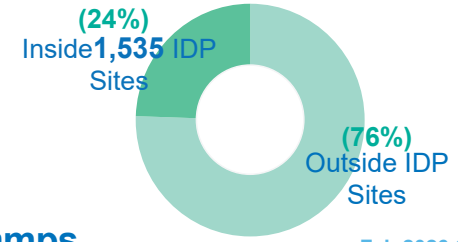

Estimated IDP Population in Camps

Feb 2026 CCCM

1,392 Source: CCCM Cluster
Current IDPs sites in Syria

1,036,409
IDPs inside IDP sites
78% are women & children

Estimated IDP Returnees

Source: UNHCR April 2026

1,881,397

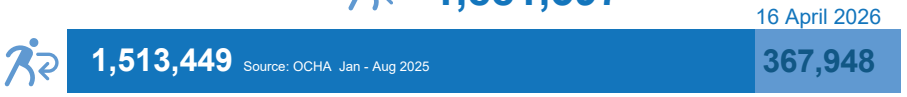

1,093,080 IDPs Departed from Camps Source: CCCM as of 16 April 2026

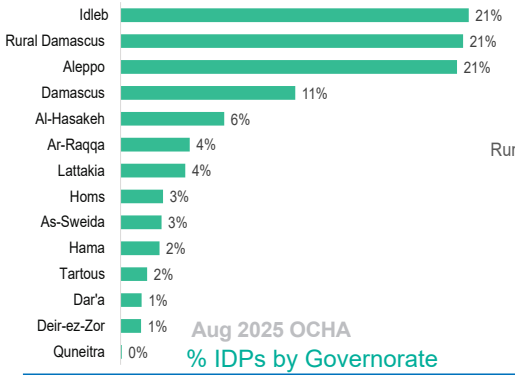

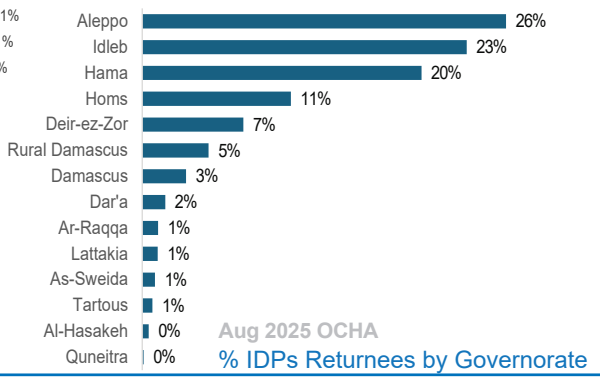

Locations of 1,881,397 IDP returnees by governorate 16 April 2026

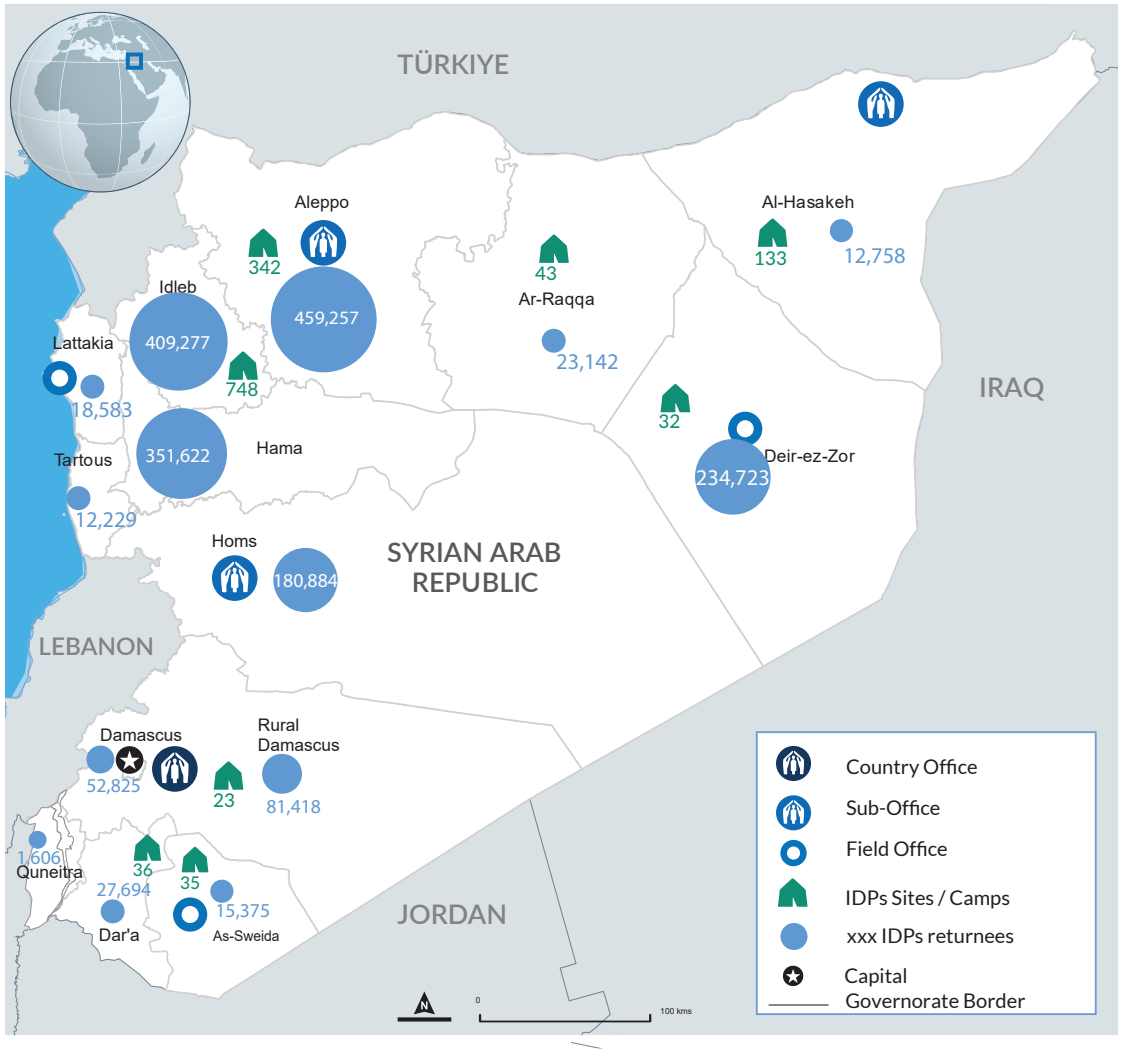

The boundaries and names shown and the designations used on this map do not imply official endorsement or acceptance by the United Nations | UNHCR Comprehensive Overview of Response to Emergencies | imsyr@unhcr.org

Sources: UNHCR border monitoring and population movement reporting tool | *Figures are subject to future adjustment, should not be considered Final.