UNHCR | South Sudan

New Arrivals Population Tracking - Sudan Situation

Data as of 31 March 2026

343,360	1,362,727	1,261	37,854	67.3%	32.6%	0.1%
Total Households	Total Individuals	Daily Arrival Rate	Monthly Arrival Rate	South Sudanese	Refugee & Asylum-seeker	Third Country

Age and Gender Breakdown

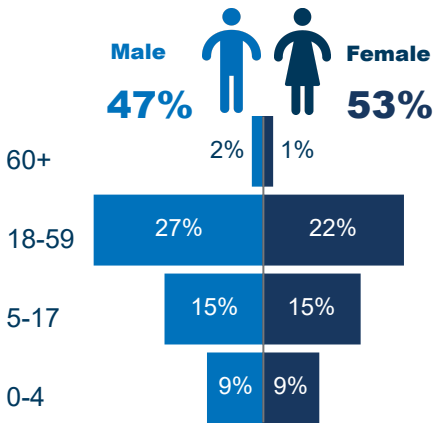

Daily Arrival Trends of March

48,177 Individuals Arrived in 2026

16,489 Individuals Arrived in March

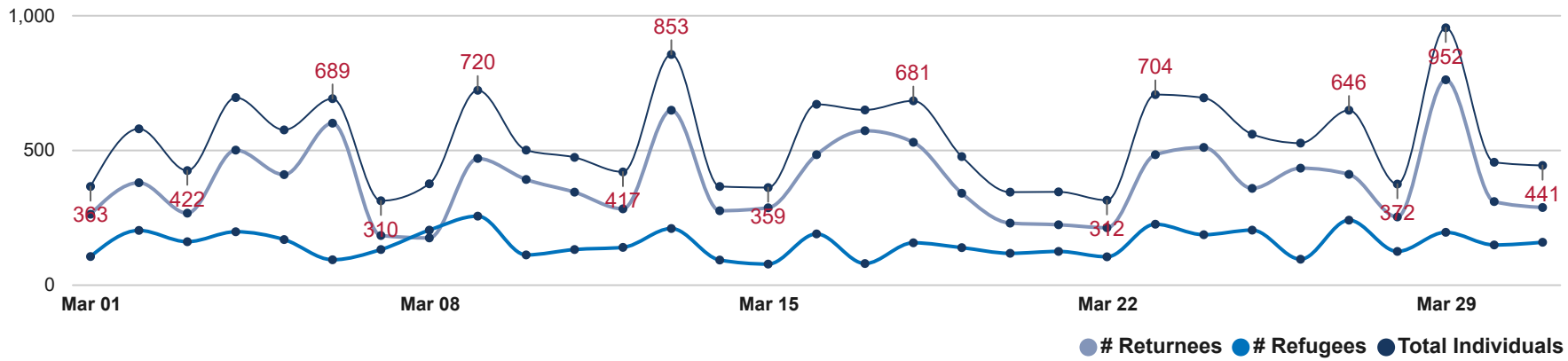

Top 10 Departure Location of Sudan

White Nile	528,305
Sennar	80,152
West Kordofan	48,166
South Darfur	28,668
Unknown Admin1	14,922
South Kordofan	11,269
Other Admin 1	5,508
Red Sea	3,547
River Nile	2,966
West Darfur	1,445

Top 10 Border Entry Points

Wunthow (Juda)	913,145
Majokyinthiou	66,195
Atam	45,978
Abyei Amiet	45,747
Panakuach	34,663
Gongbar	33,980
Babnis	33,426
Kiir Adem	33,253
Emtidad	21,007
Omdulis	18,785

Top 10 Intended Destination Location in South Sudan

Upper Nile	915,875
Northern Bahr el Gha...	122,714
Central Equatoria	109,725
Unity	78,831
Western Bahr el Ghazal	48,937
Warrap	27,911
Jonglei	22,722
Abyei Administrative ...	19,662
Unknown	11,833
Lakes	1,254

Last 6 Months Arrival Trends

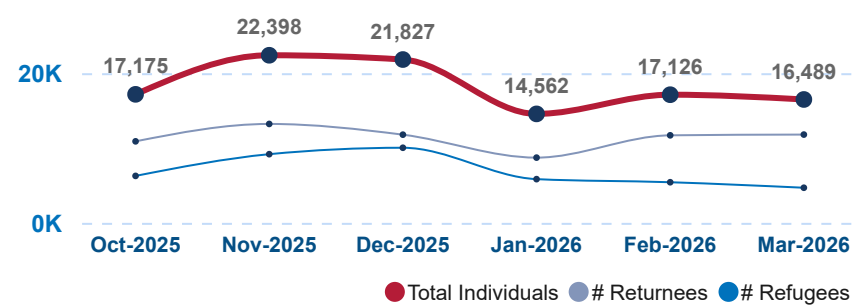

Arrivals Top 3 Nationalities

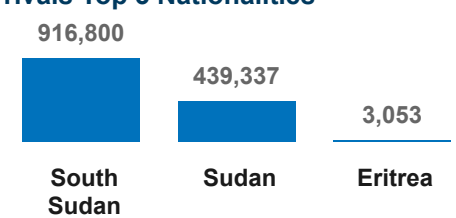

Source: RRC-UNHCR-IOM Joint Border Monitoring

Feedback: Information Management Unit | ssdjuim@unhcr.org

UNHCR, South Sudan