UNHCR
The UN Refugee Agency

UGANDA

Education Integration Cost Plan

2025

Overall	$139.16M Total Requirement for 2025	$19.28M Teachers Cost	49% Teachers funding level	$10.06M Teachers Cost Gap	$1.69M Operational Cost	4,460 Total Teachers	$118.19M Development Cost
Government Schools	$94.38M Total Requirement for 2025	$12.84M Teachers Cost	47% Teachers funding level	$6.90M Teachers Cost Gap	$1.01M Operational Cost	2,719 Total Teachers	$80.54M Development Cost
Community Schools	$44.78M Total Requirement for 2025	$6.44M Teachers Cost	53% Teachers funding level	$3.16M Teachers Cost Gap	$0.68M Operational Cost	1,741 Total Teachers	$37.65M Development Cost

$1.69M
Operational Cost

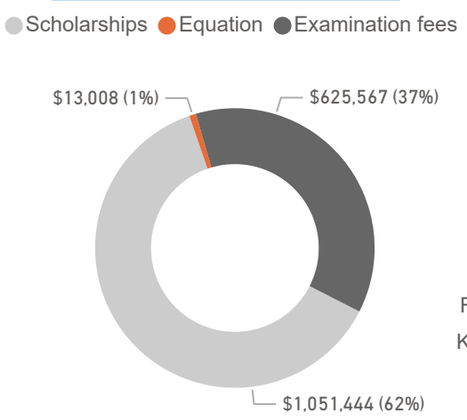

Teachers Current Funding Level vs Gaps per Location

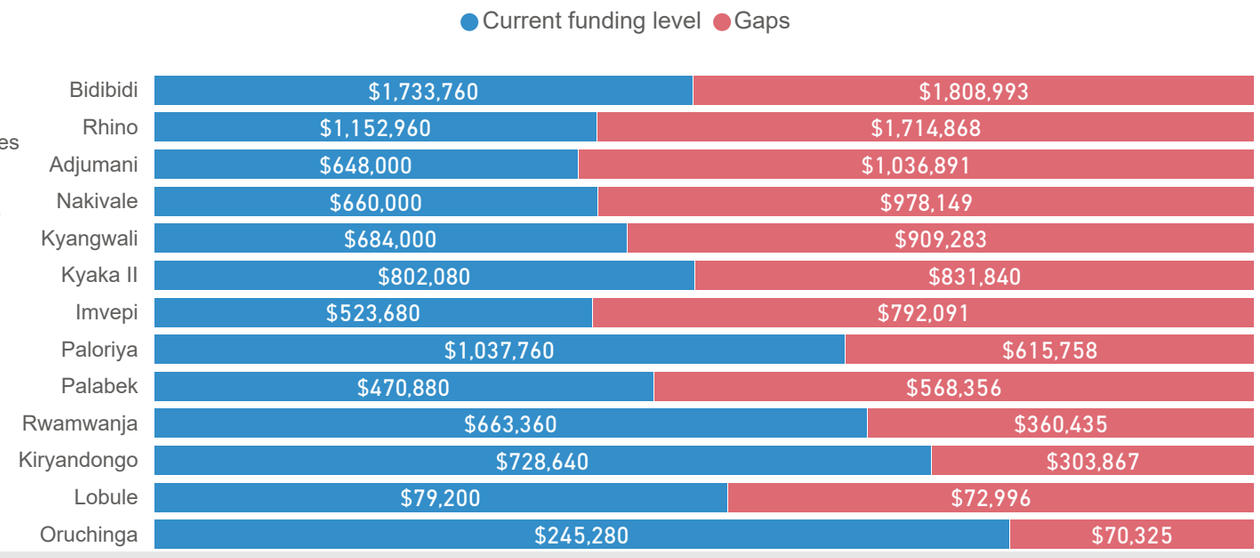

Estimated Development Cost Details

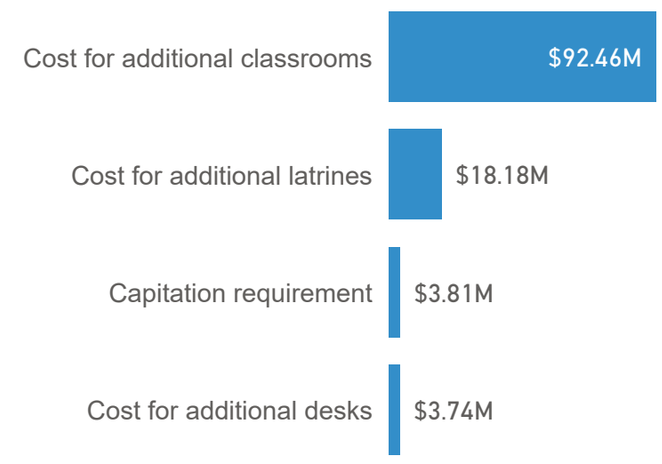

Government Schools: These are government schools where UNHCR providing some support to them | **Community Schools**: UNHCR and partner are fully covering all the costs for those schools.
Total Requirements for 2025 ($139.16M): This is the cost requirement for the sector to reach the ideal scenarios of 53:1 Pupil Teacher Ratio (PTR) for primary schools, 70:1 PTR for secondary schools, 53:1 Pupil Classroom Ration (PCR), 3:1 Pupil Desk Ratio (PDR), and 45:1 Pupil latrine Stance Ratio (PSR).
Development Costs ($118.19M): This is the cost to construct classrooms, latrines, and procure desks to meet the standards. plus the capitation grant. | **Capitation Grant**: is a government-funded subsidy for schools, calculated per student, to cover various educational costs like instructional materials, co-curricular activities, and administration.
Operational Cost ($1.69M): This is the annually operation cost and it includes: utilities, maintenance, security, cleaning, management staff costs, and teaching & learning materials.
Equation Costs: This is the cost to support refugee document translation and certification for equivalency to Ugandan standards, enabling education and employment access.

UGANDA

UNHCR Uganda - Education Integration Cost Plan - 2025

Overview of current situation in the sector

Community Schools Coding Status

Primary schools:
- Total: **68** schools not coded
- Coding status: **66%**

Secondary schools:
- Total: **24** schools not coded
- Coding status: **27%**

331
Total Number of schools

4,460
Total Number of Teachers in Gov and Community Schools

435,413
Total Enrollment

Number of schools per type

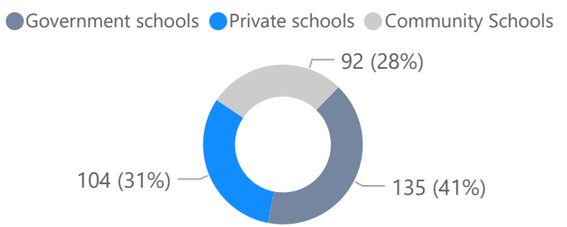

Number of teachers per school type

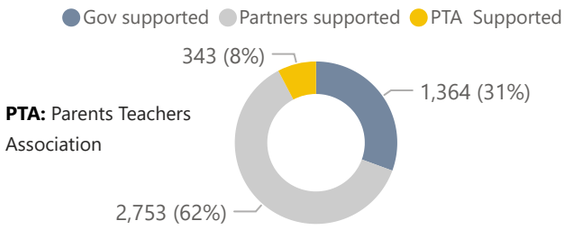

PTA: Parents Teachers Association

Enrollment per school type

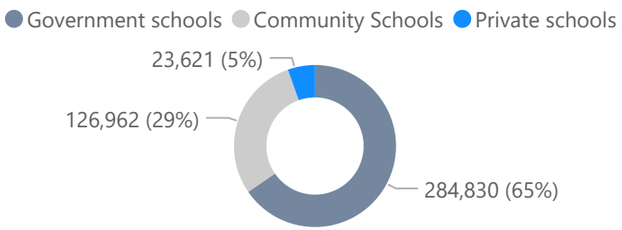

Settlement	Primary Schools	Secondary Schools	Total community schools	Community schools Coding status - Primary	Community schools Coding status - Secondary	Gov Supported teachers	Partners Supported teachers	PTA Supported teachers	Total Enrollment	% of Refugee enrollment	% of National enrollment
Adjumani	35	5	13	54%	67%	127	229	52	42,689	73%	27%
Bidibidi	36	8	16	72%	14%	292	543	82	74,215	68%	32%
Imvepi	15	2	10	27%	0%	55	165	30	27,472	74%	26%
Kiryandongo	10	2	1	100%	50%	86	254	8	23,775	79%	21%
Kyaka II	14	2	1	100%	50%	113	280	4	34,861	78%	22%
Kyangwali	24	3	5	62%	100%	97	190	0	38,373	92%	8%
Lobule	3	0	1	67%	0%	47	21	1	4,138	32%	68%
Nakivale	60	2	2	100%	0%	102	275	22	44,928	79%	21%
Oruchinga	14	1	1	80%	100%	66	77	6	6,641	35%	65%
Palabek	12	2	8	50%	100%	54	126	4	23,983	83%	17%
Palorinya	28	7	14	55%	17%	145	238	63	34,169	87%	13%
Rhino	32	4	15	57%	0%	134	242	65	59,453	69%	31%
Rwamwanja	8	2	5	71%	50%	46	113	6	20,716	85%	15%
Total	**291**	**40**	**92**	**66%**	**27%**	**1,364**	**2,753**	**343**	**435,413**	**76%**	**24%**