# KENYA

## Registered refugees and asylum-seekers

as of 30 November 2025

**872,109**

REGISTERED REFUGEES AND ASYLUM-SEEKERS

## HOST LOCATIONS

| | | |
|---|---|---|
| DAADAB | 442,934 | 50.8% |
| KAKUMA | 310,709 | 35.6% |
| URBAN | 118,466 | 13.6% |

86% Living in camps

14% Living in urban areas

## COUNTRIES OF ORIGIN

| | | |
|---|---|---|
| SOMALIA | 494,940 | 56.8% |
| SOUTH SUDAN | 202,809 | 23.3% |
| DRC | 65,969 | 7.6% |
| ETHIOPIA | 43,814 | 5.0% |
| BURUNDI | 34,632 | 4.0% |
| SUDAN | 13,359 | 1.5% |
| UGANDA | 4,286 | 0.5% |
| ERITREA | 7,507 | 0.9% |
| RWANDA | 3,086 | 0.4% |
| OTHERS | 1,707 | 0.2% |

## DEMOGRAPHICS

age and gender

Male 51%

Female 49%

60+ 3%

18-59 45%

0-17 52%

Women & Children 76%

## LEGAL STATUS

| | |
|---|---|
| REFUGEES | 73% |
| ASYLUM-SEEKERS | 27% |

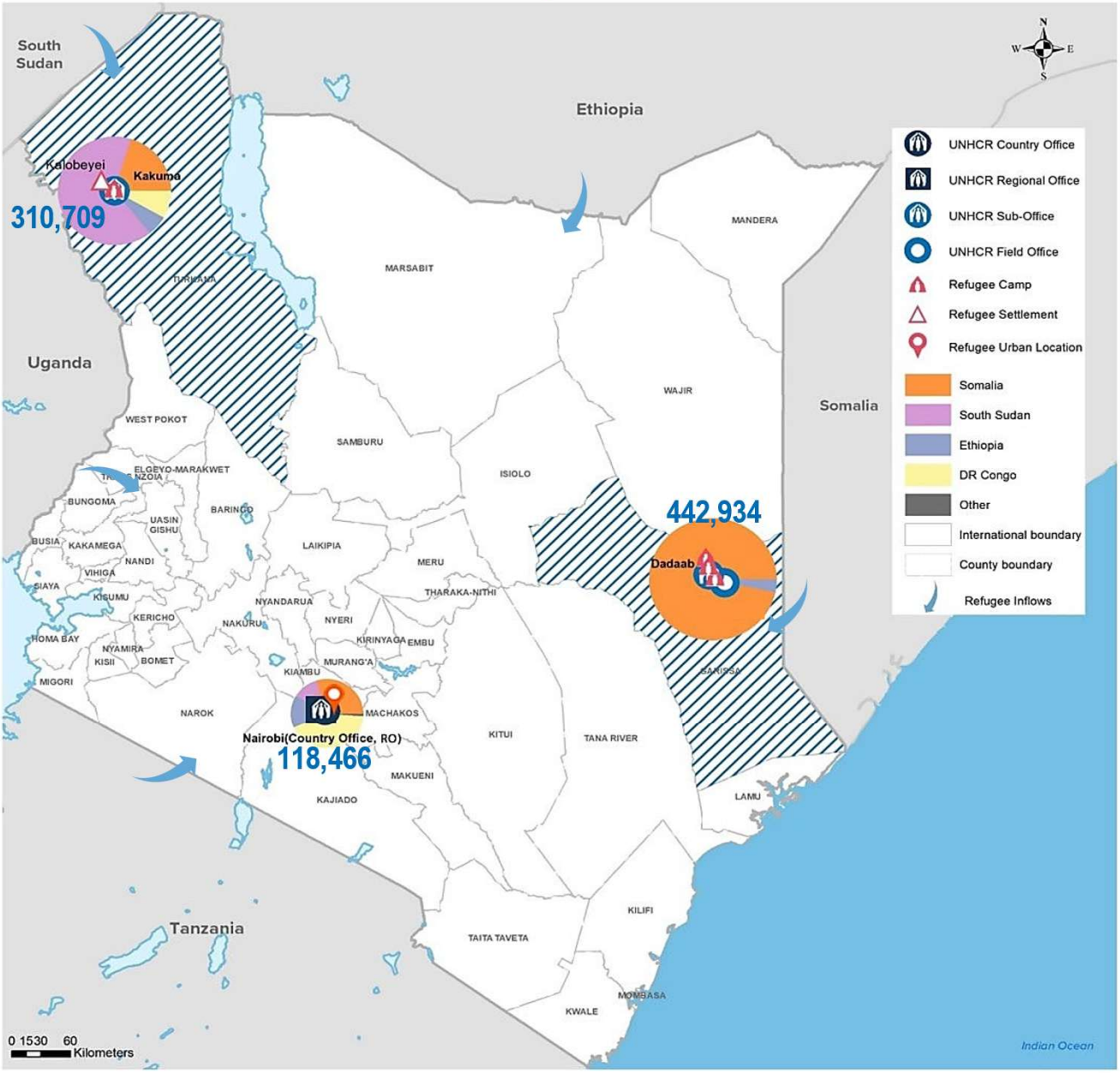


*The boundaries and names shown and the designations used on this map do not imply official endorsement or acceptance by the United Nations.*

**Sources:** UNHCR Kenya. Statistics based on UNHCR's Refugee Registration System proGres **Author:** UNHCR Kenya – DIMA Unit, Nairobi **Feedback:** kennaodm@unhcr.org

# KENYA STATISTICS PACKAGE

## Statistical Summary

*as of*

November 2025

## Refugees and Asylum Seekers in Kenya

| | Total Refugee & Asylum Seeker Population | Dadaab Camp | Kakuma Camp | Kalobeyei Settlement | Urban (Eldoret) | Urban (Nbi, Msa & Nak) | |
|---|---|---|---|---|---|---|---|
| **A. Refugees and Asylum Seekers** | **872,109** | **442,934** | **225,614** | **82,683** | **2,412** | **118,466** | - Page 2 |
| Undocumented Population | | | | | | | |
| **B. Registration** | **51,324** | **24,833** | **15,154** | | | **11,337** | - Page 6 |
| **C. Refugee Status Determination** | | | | | | | - Page 7 |
| 1. Applied | **31,044** | 16,935 | 3,691 | | | 10,418 | |
| 2. Recognized | **12,132** | 4,268 | 4,762 | | | 3,102 | |
| 3. Rejected | **0** | 0 | 0 | | | 0 | |
| 4. Pending | **237,073** | 150,876 | 37,782 | | | 48,415 | |
| **D. 2025 Resettlement Submissions** | **519** | | | | | | - Page 8 |
| **E. 2025 Resettlement Departures** | **1,523** | | | | | | - Page 9 |
| **F. 2025 Voluntary Repatriation** | **969** | | | | | | - Page 10 |


**SUMMARY**

**The refugee and asylum-seeker population in Kenya stood at 872,109 persons as of 30 November 2025, which comprises 635,036 (73%) refugees and 237,073 (27%) asylum-seekers. Compared with October 2025, there is an increase of 2,608 individuals in the total population, from 869,501 to 872,109 mainly because of the resumption of registration in Dadaab and new arrivals from South Sudan, Burundi, Eritrea the Democratic Republic of the Congo, Somalia, and Ethiopia. As of 30 November 2025, Dadaab population stood at 442,934 individuals. Under Kakuma the registered population stood at 310,709 with 225,614 in Kakuma Camp 82,683 in Kalobeyei settlement and 2,412 in Eldoret. Under Nairobi, the registered population stood at 118,466 covering Nairobi, Mombasa and Nakuru town areas.**

**The PRIMES integrated Biometrics Identity Management System (BIMS) was actively used throughout the reporting period to secure individual identities of the population, thus ensuring continuity of identity over time and in different locations across the world, reducing avenues for identity fraud and other misrepresentations. Population Registration and Identity Management Eco-System (PRIMES) is a platform for all UNHCR registration and identity management tools and applications.**

**Additionally, the Global Distribution Tool (GDT) was used to extract verification and assistance distribution lists from PRIMES and to authenticate the identity of beneficiaries for assistance provided by UNHCR and partners. The Self-Service Kiosk (KASI) was used by refugees to make various appointments, including complaints, documentation, and data correction/updates, with UNHCR (Protection), and Department of Refugee Services. KASI2 continued to be utilised by refugees who are residing in urban areas to access services provided by UNHCR and the Department of Refugee Services (DRS).**

**1. Population decreases**

**a. Voluntary Repatriation: As of end November 2025, 969 persons were assisted to return to their places of origin voluntarily.**

**b. Resettlement: A total of 109 refugees departed to various resettlement countries for the month of** October **2025. In total 1,523 Individuals departed to various resettlement countries as of October 2025.**

**c. Other Decreases: Closure/Inactivation of 4,775 individuals was undertaken during the continuous registration activities within the month of** November **2025. These include data cleanup activities resulting into individual record inactivation, spontaneous departures, erroneous data entries, reported deaths and others.**

**2. Population increases**

**a. Registration: Total number of persons registered by DRS during the month of November 2025 stands at 5,083 (Camps 4,198 and Urban 885) as follows; -**

**i. In-Situ: 164**

**ii. New arrival: 2,398**

**iii. New birth registration: 2,521**

**b. Other Increases: A total of 281 Individuals were re-activated after re-establishing contact with the Department of Refugee Services during continuous registration activities within the month of November 2025.**

## REFUGEES AND ASYLUM SEEKERS IN KENYA BY COUNTRY OF ORIGIN AND LOCATION

| Country of Origin | 2021 | | | | 2022 | | | | | 2023 | | | | | | 2024 | | | | | | 2025 | | | | | |
|---|---|---|---|---|---|---|---|---|---|---|---|---|---|---|---|---|---|---|---|---|---|---|---|---|---|---|---|
| | Dadaab Camp | Kakuma Camp | Kalobeyei Settlement | Total | Dadaab Camp | Kakuma Camp | Kalobeyei Settlement | Urban (Eldoret) | Total | Dadaab Camp | Kakuma Camp | Kalobeyei Settlement | Urban (Eldoret) | Urban (Nbi, Nak & Msa) | Total | *Dadaab Camp | Kakuma Camp | Kalobeyei Settlement | Urban (Eldoret) | Urban (Nbi, Nak & Msa) | Total | *Dadaab Camp | Kakuma Camp | Kalobeyei Settlement | Urban (Eldoret) | Urban (Nbi, Nak & Msa) | Total |
| **Total** | **236,254** | **176,403** | **43,472** | **540,068** | **233,661** | **197,437** | **48,795** | **2,697** | **573,508** | **320,572** | **203,861** | **66,029** | **2,105** | **99,301** | **691,868** | **416,403** | **218,660** | **77,202** | **2,191** | **109,476** | **823,932** | **442,934** | **225,614** | **82,683** | **2,412** | **118,466** | **872,109** |
| **Somalia** | 228,254 | 37,471 | 117 | **288,655** | 225,916 | 38,896 | 127 | 60 | **288,648** | 309,843 | 37,462 | 148 | 59 | 24,407 | **371,919** | 403,153 | 39,409 | 146 | 60 | 25,739 | **468,507** | 428,749 | 40,115 | 147 | 58 | 25,871 | **494,940** |
| **South Sudan** | 641 | 93,284 | 32,954 | **135,352** | 596 | 104,543 | 37,203 | 2,485 | **153,384** | 1,289 | 112,970 | 46,707 | 1,866 | 8,570 | **171,402** | 2,226 | 124,488 | 55,531 | 1,996 | 8,669 | **192,910** | 2,783 | 128,736 | 60,212 | 2,180 | 8,898 | **202,809** |
| **DR Congo** | 98 | 15,433 | 1,605 | **48,284** | 123 | 18,156 | 1,944 | 5 | **53,980** | 192 | 18,518 | 3,778 | 7 | 36,081 | **58,576** | 258 | 19,646 | 4,792 | 10 | 38,497 | **63,203** | 333 | 20,170 | 5,393 | 38 | 40,035 | **65,969** |
| **Ethiopia** | 7,088 | 6,120 | 5,109 | **30,367** | 6,860 | 6,650 | 5,359 | 85 | **32,737** | 9,030 | 6,392 | 5,224 | 98 | 16,340 | **37,084** | 10,379 | 7,004 | 5,325 | 58 | 19,461 | **42,227** | 10,725 | 7,132 | 5,365 | 57 | 20,535 | **43,814** |
| **Burundi** | 65 | 12,120 | 2,729 | **19,153** | 58 | 16,153 | 3,104 | 8 | **24,591** | 61 | 15,936 | 8,415 | 9 | 6,778 | **31,199** | 93 | 14,774 | 9,062 | 10 | 8,441 | **32,380** | 118 | 15,014 | 8,983 | 11 | 10,506 | **34,632** |
| **Sudan** | 15 | 9,417 | 355 | **9,979** | 16 | 9,824 | 373 | 26 | **10,439** | 50 | 9,597 | 475 | 35 | 421 | **10,578** | 84 | 10,407 | 797 | 32 | 849 | **12,169** | 86 | 11,291 | 923 | 45 | 1,014 | **13,359** |
| **Uganda** | 75 | 1,666 | 486 | **3,086** | 75 | 2,132 | 585 | 12 | **3,759** | 75 | 1,784 | 824 | 8 | 1,098 | **3,789** | 89 | 1,704 | 952 | 8 | 1,282 | **4,035** | 92 | 1,774 | 1,027 | 8 | 1,385 | **4,286** |
| **Eritrea** | 4 | 47 | 1 | **2,201** | 4 | 72 | 1 | 11 | **2,599** | 5 | 161 | 1 | 18 | 3,074 | **3,259** | 76 | 200 | 1 | 14 | 3,632 | **3,923** | 5 | 312 | 1 | 13 | 7,176 | **7,507** |
| **Rwanda** | 9 | 748 | 66 | **1,989** | 10 | 931 | 79 | 1 | **2,304** | 15 | 967 | 434 | 1 | 1,425 | **2,842** | 29 | 944 | 484 | 2 | 1,565 | **3,024** | 26 | 972 | 497 | 2 | 1,589 | **3,086** |
| **Other** | 5 | 97 | 50 | **1,002** | 3 | 80 | 20 | 4 | **1,067** | 12 | 74 | 23 | 4 | 1,107 | **1,220** | 16 | 84 | 112 | 1 | 1,341 | **1,554** | 17 | 98 | 135 | - | 1,457 | **1,707** |

### TREND BY LOCATION

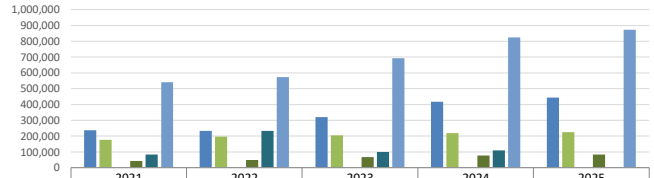


| | 2021 | 2022 | 2023 | 2024 | 2025 |
|---|---|---|---|---|---|
| *Dadaab Camp | 236,254 | 233,661 | 320,572 | 416,403 | 442,934 |
| Kakuma Camp | 176,403 | 197,437 | 203,861 | 218,660 | 225,614 |
| Urban (Eldoret) | 2,697 | 2,105 | 2,191 | 2,412 | |
| Kalobeyei Settlement | 43,472 | 48,795 | 66,029 | 77,202 | 82,683 |
| Urban (Nbi, Nak & Msa) | 83,939 | 233,661 | 99,301 | 109,476 | |
| Total | 540,068 | 573,508 | 691,868 | 823,932 | 872,109 |

### TREND BY MAJOR COUNTRIES OF ORIGIN

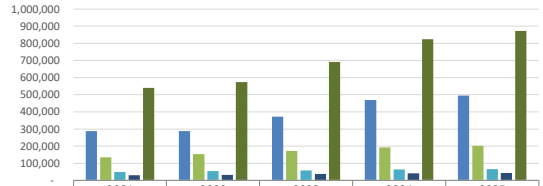


| | 2021 | 2022 | 2023 | 2024 | 2025 |
|---|---|---|---|---|---|
| Somalia | 288,655 | 288,648 | 371,919 | 468,507 | 494,940 |
| South Sudan | 135,352 | 153,384 | 171,402 | 192,910 | 202,809 |
| DR Congo | 48,284 | 53,980 | 58,576 | 63,203 | 65,969 |
| Ethiopia | 30,367 | 32,737 | 37,084 | 42,227 | 43,814 |
| Total | 540,068 | 573,508 | 691,868 | 823,932 | 872,109 |

### FIVE YEAR POPULATION TREND

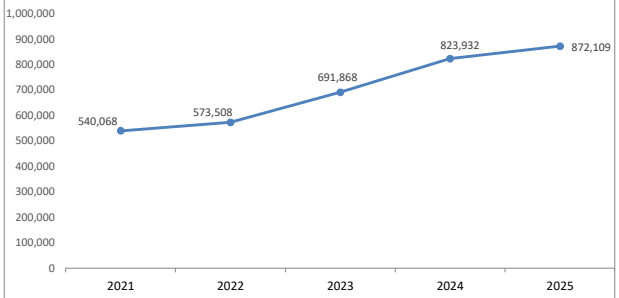

# REFUGEES AND ASYLUM SEEKERS IN KENYA : DEMOGRAPHIC BREAKDOWN

**Total Kenya**

| Age Group | Sex | | | | Total | |
|---|---|---|---|---|---|---|
| | Female | | Male | | | |
| | # | % | # | % | # | % |
| 0-4 | 56,340 | 6.5% | 58,160 | 6.7% | 114,500 | 13.1% |
| 5-11 | 93,161 | 10.7% | 100,175 | 11.5% | 193,336 | 22.2% |
| 12-17 | 68,141 | 7.8% | 79,094 | 9.1% | 147,235 | 16.9% |
| 18-59 | 194,871 | 22.3% | 197,331 | 22.6% | 392,202 | 45.0% |
| 60 and above | 13,894 | 1.6% | 10,942 | 1.3% | 24,836 | 2.8% |
| *Youth Group (18-35)* | 131,089 | 15.0% | 149,715 | 17.2% | 280,804 | 32.2% |
| **Total** | **426,407** | **48.9%** | **445,702** | **51.1%** | **872,109** | |

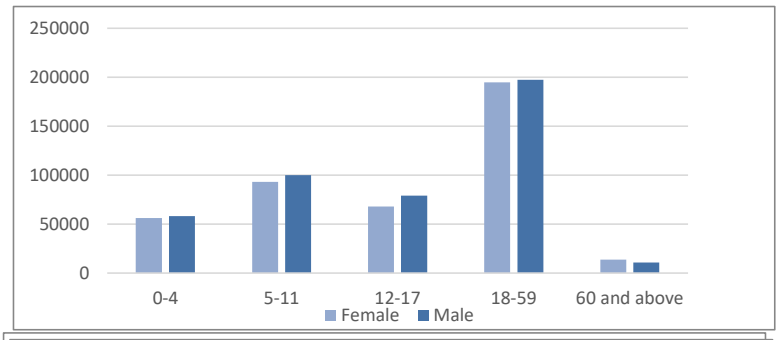


**Urban (Nbi, Nak & Msa)**

| Age Group | Sex | | | | Total | |
|---|---|---|---|---|---|---|
| | Female | | Male | | | |
| | # | % | # | % | # | % |
| 0-4 | 3,120 | 2.6% | 3,325 | 2.8% | 6,445 | 5.4% |
| 5-11 | 7,034 | 5.9% | 7,535 | 6.4% | 14,569 | 12.3% |
| 12-17 | 6,684 | 5.6% | 6,996 | 5.9% | 13,680 | 11.5% |
| 18-59 | 36,272 | 30.6% | 43,377 | 36.6% | 79,649 | 67.2% |
| 60 and above | 2,231 | 1.9% | 1,892 | 1.6% | 4,123 | 3.5% |
| *Youth Group (18-35)* | 25,408 | 21.45% | 30,358 | 25.63% | 55,766 | 47.1% |
| **Total** | **55,341** | **46.7%** | **63,125** | **53.3%** | **118,466** | |

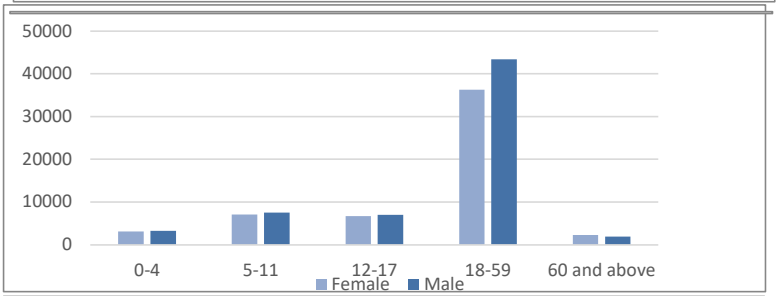


**Dadaab Camp**

| Age Group | Sex | | | | Total | |
|---|---|---|---|---|---|---|
| | Female | | Male | | | |
| | # | % | # | % | # | % |
| 0-4 | 34,074 | 7.7% | 34,838 | 7.9% | 68,912 | 15.6% |
| 5-11 | 53,393 | 12.1% | 56,581 | 12.8% | 109,974 | 24.8% |
| 12-17 | 35,661 | 8.1% | 39,151 | 8.8% | 74,812 | 16.9% |
| 18-59 | 94,086 | 21.2% | 79,045 | 17.8% | 173,131 | 39.1% |
| 60 and above | 8,667 | 2.0% | 7,438 | 1.7% | 16,105 | 3.6% |
| *Youth Group (18-35)* | 61,021 | 13.8% | 57,540 | 13.0% | 118,561 | 26.8% |
| **Total** | **225,881** | **51.0%** | **217,053** | **49.0%** | **442,934** | |

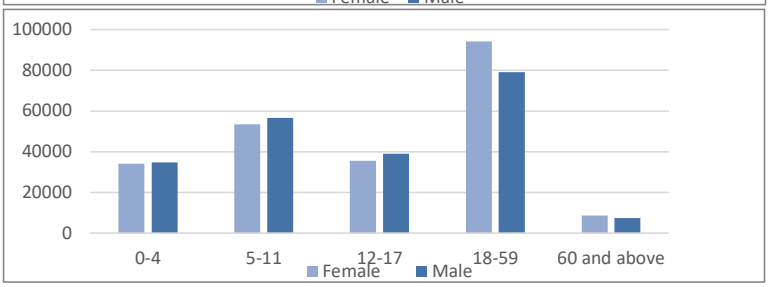


**Kakuma Camp**

| Age Group | Sex | | | | Total | |
|---|---|---|---|---|---|---|
| | Female | | Male | | | |
| | # | % | # | % | # | % |
| 0-4 | 19,146 | 6.2% | 19,997 | 6.4% | 39,143 | 12.6% |
| 5-11 | 32,734 | 10.5% | 36,059 | 11.6% | 68,793 | 22.1% |
| 12-17 | 25,796 | 8.3% | 32,947 | 10.6% | 58,743 | 18.9% |
| 18-59 | 64,513 | 20.8% | 74,909 | 24.1% | 139,422 | 44.9% |
| 60 and above | 2,996 | 1.0% | 1,612 | 0.5% | 4,608 | 1.5% |
| *Youth Group (18-35)* | 44,660 | 14.4% | 61,817 | 19.9% | 106,477 | 34.3% |
| **Total** | **145,185** | **46.7%** | **165,524** | **53.3%** | **310,709** | |

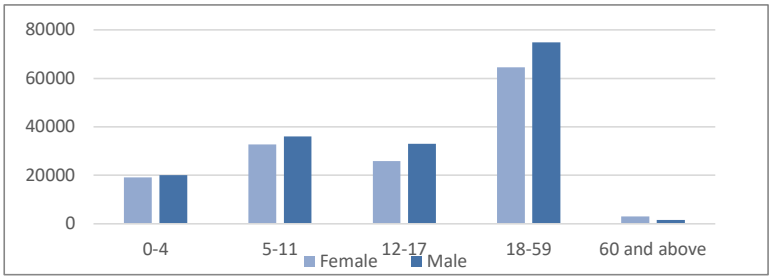

## REFUGEES IN KENYA BY COUNTRY OF ORIGIN AND LOCATION

| Country of Origin | 2021 | | | | 2022 | | | | | | 2023 | | | | | | 2024 | | | | | | 2025 | | | | | |
|---|---|---|---|---|---|---|---|---|---|---|---|---|---|---|---|---|---|---|---|---|---|---|---|---|---|---|---|---|
| | Dadaab Camp | Kakuma Camp | Urban (Nbi, Nak & Msa) | Total | Dadaab Camp | Kakuma Camp | Kalobeyei Settlement | Urban (Eldoret) | Urban (Nbi, Nak & Msa) | Total | Dadaab Camp | Kakuma Camp | Kalobeyei Settlement | Urban (Eldoret) | Urban (Nbi, Nak & Msa) | Total | Dadaab Camp | Kakuma Camp | Kalobeyei Settlement | Urban (Eldoret) | Urban (Nbi, Nak & Msa) | Total | Dadaab Camp | Kakuma Camp | Kalobeyei Settlement | Urban (Eldoret) | Urban (Nbi, Nak & Msa) | Total |
| **Total** | **234,741** | **151,630** | **55,449** | **481,058** | **232,233** | **166,898** | **44,479** | **2,544** | **58,331** | **504,485** | **247,275** | **173,930** | **54,098** | **1,922** | **61,686** | **538,911** | **278,094** | **192,548** | **63,894** | **2,055** | **67,678** | **604,269** | **292,058** | **200,779** | **69,907** | **2,241** | **70,051** | **635,036** |
| **Somalia** | 227,878 | 36,158 | 16,352 | **280,479** | 225,565 | 37,271 | 103 | 58 | 16,928 | **279,925** | 239,263 | 35,820 | 111 | 57 | 17,583 | **292,834** | 267,944 | 37,402 | 115 | 58 | 18,977 | **324,496** | 281,039 | 37,993 | 116 | 56 | 19,227 | **338,431** |
| **South Sudan** | 640 | 93,239 | 8,425 | **135,255** | 594 | 104,503 | 37,198 | 2,485 | 8,509 | **153,289** | 1,289 | 112,898 | 46,665 | 1,865 | 8,516 | **171,233** | 2,226 | 124,471 | 55,523 | 1,996 | 8,609 | **192,825** | 2,783 | 128,713 | 60,206 | 2,180 | 8,830 | **202,712** |
| **DR Congo** | 83 | 8,987 | 20,208 | **30,411** | 105 | 9,696 | 1,398 | 0 | 21,806 | **33,005** | 131 | 9,911 | 1,453 | | 23,413 | **34,908** | 211 | 13,139 | 1,995 | 0 | 24,878 | **40,223** | 269 | 15,033 | 2,886 | 0 | 25,433 | **43,621** |
| **Ethiopia** | 6,016 | 3,866 | 6,780 | **20,647** | 5,849 | 4,219 | 4,377 | 0 | 7,175 | **21,620** | 6,440 | 3,985 | 4,276 | | 7,937 | **22,638** | 7,466 | 4,516 | 4,451 | 0 | 10,554 | **26,987** | 7,695 | 4,940 | 4,641 | 0 | 11,612 | **28,888** |
| **Burundi** | 39 | 4,768 | 1,445 | **7,203** | 32 | 5,320 | 1,233 | 0 | 1,574 | **8,159** | 30 | 5,536 | 1,401 | | 1,714 | **8,681** | 73 | 6,199 | 1,560 | 0 | 1,773 | **9,605** | 94 | 6,641 | 1,645 | 0 | 1,827 | **10,207** |
| **Sudan** | 11 | 3,981 | 135 | **4,213** | 13 | 5,252 | 136 | 1 | 138 | **5,540** | 41 | 5,140 | 149 | | 148 | **5,478** | 81 | 6,167 | 199 | 1 | 204 | **6,652** | 83 | 6,696 | 345 | 5 | 227 | **7,356** |
| **Uganda** | 69 | 361 | 343 | **794** | 69 | 366 | 29 | 0 | 337 | **801** | 69 | 365 | 33 | | 348 | **815** | 73 | 387 | 32 | 0 | 343 | **835** | 75 | 440 | 32 | 0 | 333 | **880** |
| **Eritrea** | 2 | 14 | 886 | **902** | 2 | 19 | 0 | 0 | 921 | **942** | 3 | 16 | | | 1,013 | **1,032** | 2 | 20 | 0 | 0 | 1,216 | **1,238** | 3 | 23 | 0 | 0 | 1,438 | **1,464** |
| **Rwanda** | 0 | 211 | 554 | **766** | 1 | 235 | 1 | 0 | 574 | **811** | 6 | 242 | 1 | | 596 | **845** | 15 | 231 | 10 | 0 | 620 | **876** | 14 | 267 | 20 | 0 | 616 | **917** |
| **Other** | 3 | 45 | 321 | **388** | 3 | 17 | 4 | 0 | 369 | **393** | 3 | 17 | 9 | | 418 | **447** | 3 | 16 | 9 | 0 | 504 | **532** | 3 | 33 | 16 | 0 | 508 | **560** |

### TREND BY LOCATION

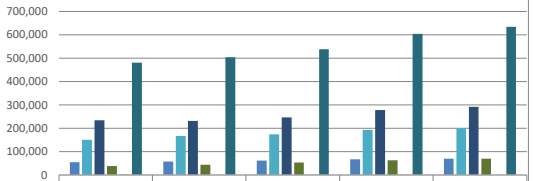


| | 2021 | 2022 | 2023 | 2024 | 2025 |
|---|---|---|---|---|---|
| Urban (Nbi, Nak & Msa) | 55,449 | 58,331 | 61,686 | 67,678 | 70,051 |
| Kakuma Camp | 151,630 | 166,898 | 173,930 | 192,548 | 200,779 |
| Dadaab Camp | 234,741 | 232,233 | 247,275 | 278,094 | 292,058 |
| Kalobeyei Settlement | 39,238 | 44,479 | 54,098 | 63,894 | 69,907 |
| Urban (Eldoret) | 2,544 | 1,922 | 2,055 | 2,241 | |
| Total | 481,058 | 504,485 | 538,911 | 604,269 | 635,036 |

### TREND BY MAJOR COUNTRIES OF ORIGIN

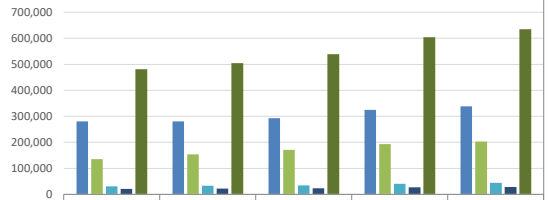


| | 2021 | 2022 | 2023 | 2024 | 2025 |
|---|---|---|---|---|---|
| Somalia | 280,479 | 279,925 | 292,834 | 324,496 | 338,431 |
| South Sudan | 135,255 | 153,289 | 171,233 | 192,825 | 202,712 |
| DR Congo | 30,411 | 33,005 | 34,908 | 40,223 | 43,621 |
| Ethiopia | 20,647 | 21,620 | 22,638 | 26,987 | 28,888 |
| Total | 481,058 | 504,485 | 538,911 | 604,269 | 635,036 |

### FIVE YEAR POPULATION TREND

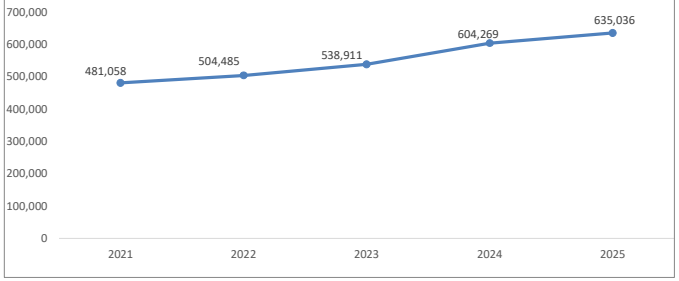

## ASYLUM SEEKERS STATISTICS BY COUNTRY OF ORIGIN AND LOCATION

| Country of Origin | 2021 | | | | 2022 | | | | | | 2023 | | | | | | 2024 | | | | | | 2025 | | | | | |
|---|---|---|---|---|---|---|---|---|---|---|---|---|---|---|---|---|---|---|---|---|---|---|---|---|---|---|---|---|
| | Dadaab Camp | Kakuma Camp | Urban (Nbi, Nak & Msa) | Total | Dadaab Camp | Kakuma Camp | Kalobeyei Settlement | Urban (Eldoret) | Urban (Nbi, Nak & Msa) | Total | Dadaab Camp | Kakuma Camp | Kalobeyei Settlement | Urban (Eldoret) | Urban (Nbi, Nak & Msa) | Total | Dadaab Camp | Kakuma Camp | Kalobeyei Settlement | Urban (Eldoret) | Urban (Nbi, Nak & Msa) | Total | Dadaab Camp | Kakuma Camp | Kalobeyei Settlement | Urban (Eldoret) | Urban (Nbi, Nak & Msa) | Total |
| **Total** | **1,513** | **24,773** | **28,490** | **59,010** | **1,428** | **30,539** | **4,316** | **158** | **32,587** | **69,023** | **73,297** | **29,931** | **11,921** | **183** | **37,615** | **152,947** | **138,309** | **26,112** | **13,308** | **136** | **41,798** | **219,663** | **150,876** | **24,835** | **12,776** | **171** | **48,415** | **237,073** |
| **DR Congo** | 15 | 6,446 | 10,940 | **17,873** | 18 | 8,460 | 546 | 5 | 11,946 | **20,975** | 61 | 8,607 | 2,325 | 7 | 12,668 | **23,668** | 47 | 6,507 | 2,797 | 10 | 13,619 | **22,980** | 64 | 5,137 | 2,507 | 38 | 14,602 | **22,348** |
| **Ethiopia** | 1,072 | 2,254 | 5,270 | **9,720** | 1,011 | 2,431 | 982 | 85 | 6,608 | **11,117** | 2,590 | 2,407 | 948 | 98 | 8,403 | **14,446** | 2,913 | 2,488 | 874 | 58 | 8,907 | **15,240** | 3,030 | 2,192 | 724 | 57 | 8,923 | **14,926** |
| **Burundi** | 26 | 7,352 | 2,794 | **11,950** | 26 | 10,833 | 1,871 | 8 | 3,694 | **16,432** | 31 | 10,400 | 7,014 | 9 | 5,064 | **22,518** | 20 | 8,575 | 7,502 | 10 | 6,668 | **22,775** | 24 | 8,373 | 7,338 | 11 | 8,679 | **24,425** |
| **Sudan** | 4 | 5,436 | 57 | **5,766** | 3 | 4,572 | 237 | 25 | 62 | **4,899** | 9 | 4,457 | 326 | 35 | 273 | **5,100** | 3 | 4,240 | 598 | 31 | 645 | **5,517** | 3 | 4,595 | 578 | 40 | 787 | **6,003** |
| **Somalia** | 376 | 1,313 | 6,461 | **8,176** | 351 | 1,625 | 24 | 2 | 6,721 | **8,723** | 70,580 | 1,642 | 37 | 2 | 6,824 | **79,085** | 135,209 | 2,007 | 31 | 2 | 6,762 | **144,011** | 147,710 | 2,122 | 31 | 2 | 6,644 | **156,509** |
| **Uganda** | 6 | 1,305 | 516 | **2,292** | 6 | 1,766 | 556 | 12 | 618 | **2,958** | 6 | 1,419 | 791 | 8 | 750 | **2,974** | 16 | 1,317 | 920 | 8 | 939 | **3,200** | 17 | 1,334 | 995 | 8 | 1,052 | **3,406** |
| **Eritrea** | 2 | 33 | 1,263 | **1,299** | 2 | 53 | 1 | 11 | 1,590 | **1,657** | 2 | 145 | 1 | 18 | 2,061 | **2,227** | 74 | 180 | 1 | 14 | 2,416 | **2,685** | 2 | 289 | 1 | 13 | 5,738 | **6,043** |
| **Rwanda** | 9 | 537 | 612 | **1,223** | 9 | 696 | 78 | 1 | 709 | **1,493** | 9 | 725 | 433 | 1 | 829 | **1,997** | 14 | 713 | 474 | 2 | 945 | **2,148** | 12 | 705 | 477 | 2 | 973 | **2,169** |
| **Other** | 2 | 52 | 529 | **614** | - | 63 | 16 | 4 | 591 | **674** | 9 | 57 | 14 | 4 | 689 | **773** | 13 | 68 | 103 | 1 | 837 | **1,022** | 14 | 65 | 119 | - | 949 | **1,147** |
| **South Sudan** | 1 | 45 | 48 | 97 | 2 | 40 | 5 | - | 48 | 95 | - | 72 | 32 | 1 | 54 | 159 | - | 17 | 8 | - | 60 | **85** | - | 23 | 6 | - | 68 | **97** |

RE

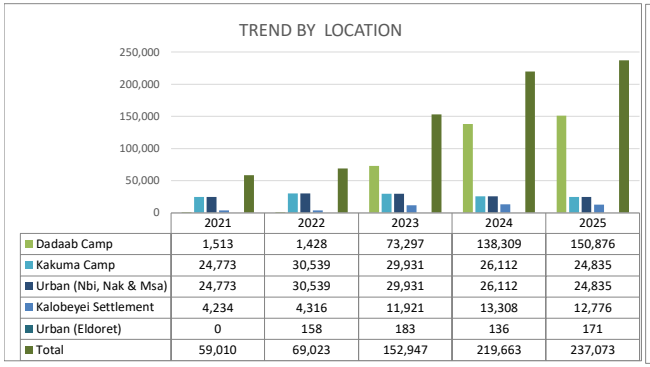


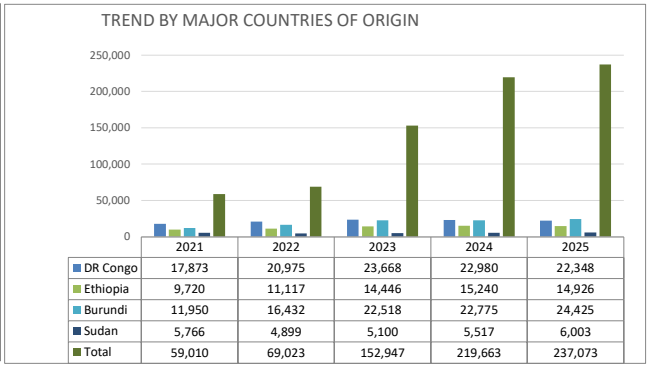


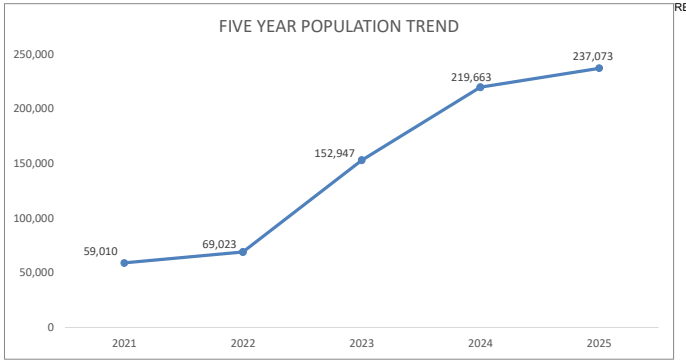

## KENYA REGISTRATION TREND BY LOCATION AND COUNTRY OF ORIGIN

**Total Kenya**

| Month | Total | AFG | ANG | BDI | BKF | CAR | COB | COD | CMR | ERT | ETH | ICO | LBR | NIG | RSA | RWA | SLE | SOM | SSD | SUD | SYR | TAN | TIB | TUR | UGA | YEM | ZIM | OTHER |
|---|---|---|---|---|---|---|---|---|---|---|---|---|---|---|---|---|---|---|---|---|---|---|---|---|---|---|---|---|
| Jan | **5,290** | 22 | - | 338 | - | - | 1 | 442 | - | 90 | 337 | - | - | - | - | 12 | - | 2,397 | 1,445 | 170 | - | - | - | 5 | 31 | - | - | - |
| Feb | **6,899** | - | - | 254 | - | - | - | 341 | - | 133 | 343 | - | - | - | - | 11 | - | 3,735 | 1,772 | 264 | - | - | - | - | 44 | 1 | - | 1 |
| Mar | **6,188** | - | - | 305 | - | - | - | 452 | - | 227 | 269 | - | - | - | - | 12 | - | 3,695 | 1,072 | 138 | - | 1 | - | 4 | 13 | - | - | - |
| Apr | **6,352** | - | - | 402 | - | - | 1 | 547 | - | 386 | 263 | - | - | - | - | 7 | - | 2,832 | 1,712 | 171 | 4 | - | - | - | 26 | 1 | - | - |
| May | **3,629** | 1 | - | 369 | - | - | - | 499 | - | 443 | 216 | - | - | - | - | 14 | - | 1,081 | 889 | 88 | - | - | - | - | 28 | 1 | - | - |
| Jun | **2,540** | 19 | - | 313 | - | - | - | 289 | - | 723 | 209 | - | - | - | - | 10 | - | 272 | 578 | 100 | - | 2 | - | 1 | 24 | - | - | - |
| Jul | **3,269** | 72 | - | 417 | - | - | - | 318 | - | 785 | 162 | - | - | - | - | 10 | - | 474 | 864 | 126 | 1 | 2 | - | - | 33 | 2 | - | 3 |
| Aug | **2,196** | - | - | 407 | - | - | - | 332 | - | 119 | 44 | - | - | - | - | 8 | - | 818 | 356 | 78 | - | 2 | - | - | 25 | - | - | 7 |
| Sep | **4,910** | - | - | 337 | - | - | 1 | 430 | - | 319 | 123 | - | - | - | - | 8 | - | 2,937 | 655 | 67 | 6 | 1 | - | - | 24 | 1 | - | 1 |
| Oct | **4,968** | - | - | 326 | - | - | - | 340 | 1 | 275 | 165 | - | - | - | - | 11 | - | 3,355 | 428 | 25 | - | 5 | - | - | 36 | 1 | - | - |
| Nov | **5,083** | - | - | 251 | - | - | - | 320 | - | 269 | 205 | - | - | - | - | 8 | - | 3,406 | 540 | 53 | 1 | 2 | - | - | 25 | 3 | - | - |
| Dec | **0** | - | - | - | - | - | - | - | - | - | - | - | - | - | - | - | - | - | - | - | - | - | - | - | - | - | - | - |
| **Total** | **51,324** | **114** | **0** | **3,719** | **0** | **0** | **3** | **4,310** | **1** | **3,769** | **2,336** | **0** | **0** | **0** | **0** | **111** | **0** | **25,002** | **10,311** | **1,280** | **12** | **15** | **0** | **10** | **309** | **10** | **0** | **12** |

**Urban (Nairobi, Mombasa & Nakuru)**

| Month | Total | AFG | ANG | BDI | BKF | CAR | COB | COD | CMR | ERT | ETH | IND | LBR | NIG | RSA | RWA | SLE | SOM | SSD | SUD | SYR | TAN | TIB | TUR | UGA | YEM | ZIM | OTHER |
|---|---|---|---|---|---|---|---|---|---|---|---|---|---|---|---|---|---|---|---|---|---|---|---|---|---|---|---|---|
| Jan | **834** | 14 | - | 161 | - | - | 1 | 217 | - | 90 | 253 | - | - | - | - | 8 | - | 17 | 46 | 12 | - | - | - | 5 | 10 | - | - | - |
| Feb | **757** | - | - | 128 | - | - | - | 195 | - | 133 | 218 | - | - | - | - | 7 | - | 31 | 22 | 4 | - | - | - | - | 17 | 1 | - | 1 |
| Mar | **1,065** | - | - | 200 | - | - | - | 324 | - | 227 | 204 | - | - | - | - | 8 | - | 13 | 33 | 41 | - | 1 | - | 4 | 10 | - | - | - |
| Apr | **1,197** | - | - | 215 | - | - | 1 | 309 | - | 386 | 176 | - | - | - | - | 4 | - | 14 | 68 | 5 | 4 | - | - | - | 14 | 1 | - | - |
| May | **1,250** | 1 | - | 242 | - | - | - | 295 | - | 443 | 151 | - | - | - | - | 14 | - | 15 | 41 | 37 | - | - | - | - | 10 | 1 | - | - |
| Jun | **1,350** | 1 | - | 227 | - | - | - | 173 | - | 723 | 172 | - | - | - | - | 8 | - | 8 | 13 | 10 | - | 1 | - | 1 | 13 | - | - | - |
| Jul | **1,508** | 72 | - | 262 | - | - | - | 195 | - | 780 | 125 | - | - | - | - | 7 | - | 8 | 22 | 10 | 1 | 2 | - | - | 19 | 2 | - | 3 |
| Aug | **649** | - | - | 252 | - | - | - | 193 | - | 119 | 16 | - | - | - | - | 6 | - | 4 | 38 | 3 | - | 1 | - | - | 10 | - | - | 7 |
| Sep | **907** | - | - | 237 | - | - | 1 | 293 | - | 211 | 41 | - | - | - | - | 5 | - | 17 | 44 | 36 | 6 | 1 | - | - | 13 | 1 | - | 1 |
| Oct | **935** | - | - | 231 | - | - | - | 240 | - | 275 | 109 | - | - | - | - | 4 | - | 12 | 25 | 7 | - | 5 | - | - | 27 | - | - | - |
| Nov | **885** | - | - | 165 | - | - | - | 237 | - | 269 | 150 | - | - | - | - | 6 | - | 4 | 17 | 12 | 1 | 1 | - | - | 20 | 3 | - | - |
| Dec | **0** | - | - | - | - | - | - | - | - | - | - | - | - | - | - | - | - | - | - | - | - | - | - | - | - | - | - | - |
| **Total** | **11,337** | **88** | **0** | **2,320** | **0** | **0** | **3** | **2,671** | **0** | **3,656** | **1,615** | **0** | **0** | **0** | **0** | **77** | **0** | **143** | **369** | **177** | **12** | **12** | **0** | **10** | **163** | **9** | **0** | **12** |

**Dadaab**

| Month | Total | AFG | ANG | BDI | BKF | CAR | COB | COD | CMR | ERT | ETH | ICO | LBR | NIG | RSA | RWA | SLE | SOM | SSD | SUD | SYR | TAN | TIB | TUR | UGA | YEM | ZIM | Other |
|---|---|---|---|---|---|---|---|---|---|---|---|---|---|---|---|---|---|---|---|---|---|---|---|---|---|---|---|---|
| Jan | **2,320** | - | - | - | - | - | - | - | - | - | 32 | - | - | - | - | - | - | 2,284 | 4 | - | - | - | - | - | - | - | - | - |
| Feb | **3,759** | - | - | 1 | - | - | - | 16 | - | - | 61 | - | - | - | - | - | - | 3,600 | 80 | 1 | - | - | - | - | - | - | - | - |
| Mar | **3,758** | - | - | 3 | - | - | - | 5 | - | - | 43 | - | - | - | - | - | - | 3,603 | 104 | - | - | - | - | - | - | - | - | - |
| Apr | **2,796** | - | - | 3 | - | - | - | 3 | - | - | 27 | - | - | - | - | - | - | 2,720 | 43 | - | - | - | - | - | - | - | - | - |
| May | **1,030** | - | - | - | - | - | - | - | - | - | 36 | - | - | - | - | - | - | 990 | 2 | - | - | - | - | - | 2 | - | - | - |
| Jun | **240** | - | - | - | - | - | - | - | - | - | 8 | - | - | - | - | - | - | 232 | - | - | - | - | - | - | - | - | - | - |
| Jul | **411** | - | - | - | - | - | - | 8 | - | - | 12 | - | - | - | - | - | - | 389 | 2 | - | - | - | - | - | - | - | - | - |
| Aug | **709** | - | - | - | - | - | - | 10 | - | - | 11 | - | - | - | - | - | - | 684 | 4 | - | - | - | - | - | - | - | - | - |
| Sep | **3,118** | - | - | 2 | - | - | - | 4 | - | - | 55 | - | - | - | - | - | - | 2,840 | 217 | - | - | - | - | - | - | - | - | - |
| Oct | **3,307** | - | - | 1 | - | - | - | - | - | - | 43 | - | - | - | - | - | - | 3,247 | 15 | - | - | - | - | - | - | 1 | - | - |
| Nov | **3,385** | - | - | - | - | - | - | 3 | - | - | 39 | - | - | - | - | - | - | 3,339 | 2 | 1 | - | - | - | - | 1 | - | - | - |
| Dec | **0** | - | - | - | - | - | - | - | - | - | - | - | - | - | - | - | - | - | - | - | - | - | - | - | - | - | - | - |
| **Total** | **24,833** | **0** | **0** | **10** | **0** | **0** | **0** | **49** | **0** | **0** | **367** | **0** | **0** | **0** | **0** | **0** | **0** | **23,928** | **473** | **2** | **0** | **0** | **0** | **0** | **3** | **1** | **0** | **0** |

**Kakuma, Kalobeyei & Eldoret (Urban)**

| Month | Total | AFG | ANG | BDI | BKF | CAR | COB | COD | CMR | ERT | ETH | ICO | LBR | NIG | RSA | RWA | SLE | SOM | SSD | SUD | SYR | TAN | TIB | TUR | UGA | YEM | ZIM | Other |
|---|---|---|---|---|---|---|---|---|---|---|---|---|---|---|---|---|---|---|---|---|---|---|---|---|---|---|---|---|
| Jan | **2,136** | 8 | - | 177 | - | - | - | 225 | - | - | 52 | - | - | - | - | 4 | - | 96 | 1,395 | 158 | - | - | - | - | 21 | - | - | - |
| Feb | **2,383** | - | - | 125 | - | - | - | 130 | - | - | 64 | - | - | - | - | 4 | - | 104 | 1,670 | 259 | - | - | - | - | 27 | - | - | - |
| Mar | **1,365** | - | - | 102 | - | - | - | 123 | - | - | 22 | - | - | - | - | 4 | - | 79 | 935 | 97 | - | - | - | - | 3 | - | - | - |
| Apr | **2,359** | - | - | 184 | - | - | - | 235 | - | - | 60 | - | - | - | - | 3 | - | 98 | 1,601 | 166 | - | - | - | - | 12 | - | - | - |
| May | **1,349** | - | - | 127 | - | - | - | 204 | - | - | 29 | - | - | - | - | - | - | 76 | 846 | 51 | - | - | - | - | 16 | - | - | - |
| Jun | **950** | 18 | - | 86 | - | - | - | 116 | - | - | 29 | - | - | - | - | 2 | - | 32 | 565 | 90 | - | 1 | - | - | 11 | - | - | - |
| Jul | **1,350** | - | - | 155 | - | - | - | 115 | - | 5 | 25 | - | - | - | - | 3 | - | 77 | 840 | 116 | - | - | - | - | 14 | - | - | - |
| Aug | **838** | - | - | 155 | - | - | - | 129 | - | - | 17 | - | - | - | - | 2 | - | 130 | 314 | 75 | - | 1 | - | - | 15 | - | - | - |
| Sep | **885** | - | - | 98 | - | - | - | 133 | - | 108 | 27 | - | - | - | - | 3 | - | 80 | 394 | 31 | - | - | - | - | 11 | - | - | - |
| Oct | **726** | - | - | 94 | - | - | - | 100 | 1 | - | 13 | - | - | - | - | 7 | - | 96 | 388 | 18 | - | - | - | - | 9 | - | - | - |
| Nov | **813** | - | - | 86 | - | - | - | 80 | - | - | 16 | - | - | - | - | 2 | - | 63 | 521 | 40 | - | 1 | - | - | 4 | - | - | - |
| Dec | **0** | - | - | - | - | - | - | - | - | - | - | - | - | - | - | - | - | - | - | - | - | - | - | - | - | - | - | - |
| **Total** | **15,154** | **26** | **0** | **1,389** | **0** | **0** | **0** | **1,590** | **1** | **113** | **354** | **0** | **0** | **0** | **0** | **34** | **0** | **931** | **9,469** | **1,101** | **0** | **3** | **0** | **0** | **143** | **0** | **0** | **0** |

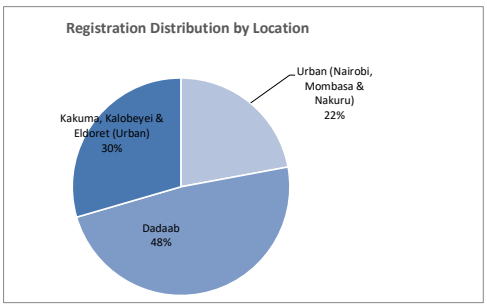


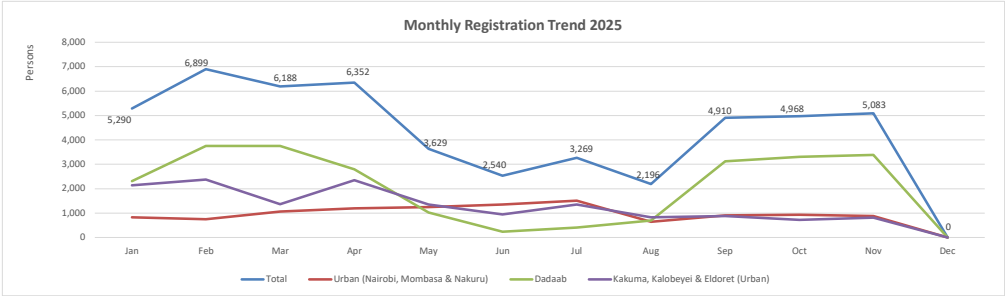

## Individual Asylum Applications and Refugee Status Determination Trend

**Total**

| Month | Pending begin | Applied | Recognized | Rejected | Oth. Closed | Total Decided | Pending end |
|---|---|---|---|---|---|---|---|
| Jan | 219,663 | 2,991 | 1,937 | - | 53 | 1,990 | 220,543 |
| Feb | 220,543 | 3,964 | 395 | - | 29 | 424 | 224,083 |
| Mar | 224,109 | 3,836 | 1,590 | - | 82 | 1,672 | 226,278 |
| Apr | 226,278 | 3,464 | 1,022 | - | 117 | 1,139 | 228,562 |
| May | 228,562 | 1,770 | 805 | - | 28 | 833 | 229,480 |
| Jun | 229,480 | 1,459 | 2,359 | - | 319 | 2,678 | 228,319 |
| Jul | 228,319 | 2,057 | 1,381 | - | 84 | 1,465 | 228,846 |
| Aug | 228,846 | 1,272 | 456 | - | 70 | 526 | 229,524 |
| Sep | 229,521 | 3,239 | 467 | - | 71 | 538 | 232,065 |
| Oct | 232,065 | 3,778 | 958 | - | 12 | 970 | 234,787 |
| Nov | 234,787 | 3,214 | 762 | - | 10 | 772 | 237,073 |
| Dec | - | - | - | - | - | - | - |
| Total | | **31,044** | **12,132** | **-** | **875** | **13,007** | |

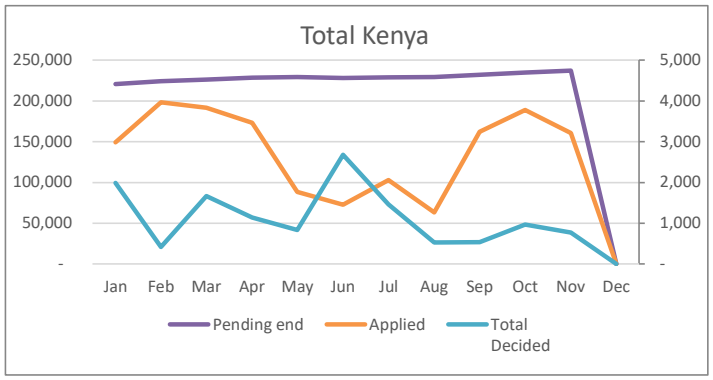


**Urban**

| Month | Pending begin | Applied | Recognized | Rejected | Oth. Closed | Total Decided | Pending end |
|---|---|---|---|---|---|---|---|
| Jan | 41,798 | 750 | 258 | - | - | 258 | 42,169 |
| Feb | 42,169 | 607 | 306 | - | 3 | 309 | 42,467 |
| Mar | 42,493 | 1,011 | 297 | - | 69 | 366 | 43,143 |
| Apr | 43,143 | 1,097 | 343 | - | - | 343 | 43,856 |
| May | 43,856 | 1,182 | 126 | - | - | 126 | 44,893 |
| Jun | 44,893 | 1,130 | 614 | - | - | 614 | 45,467 |
| Jul | 45,467 | 1,448 | 609 | - | - | 609 | 46,241 |
| Aug | 46,241 | 593 | - | - | - | - | 46,766 |
| Sep | 46,766 | 829 | 160 | - | - | 160 | 47,278 |
| Oct | 47,278 | 902 | 368 | - | - | 368 | 47,726 |
| Nov | 47,726 | 869 | 21 | - | 3 | 24 | 48,415 |
| Dec | - | - | - | - | - | - | - |
| Total | | **10,418** | **3,102** | **-** | **75** | **3,177** | |

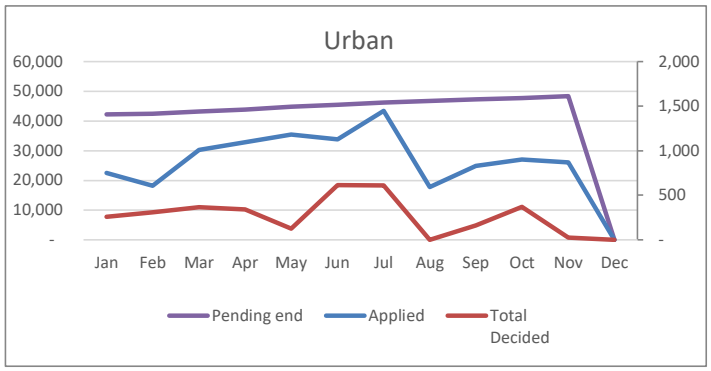


**Dadaab**

| Month | Pending begin | Applied | Reco-gnized | Rejected | Oth. Closed | Total Decided | Pending end |
|---|---|---|---|---|---|---|---|
| Jan | 138,309 | 1,591 | 340 | - | - | 340 | 139,560 |
| Feb | 139,560 | 2,762 | 36 | - | - | 36 | 142,286 |
| Mar | 142,286 | 2,580 | 628 | - | - | 628 | 144,238 |
| Apr | 144,238 | 1,871 | 650 | - | - | 650 | 145,459 |
| May | 145,459 | 556 | 679 | - | - | 679 | 145,336 |
| Jun | 145,336 | 86 | 740 | - | 38 | 778 | 144,644 |
| Jul | 144,644 | 154 | - | - | 60 | 60 | 144,738 |
| Aug | 144,738 | 385 | 456 | - | 2 | 458 | 144,665 |
| Sep | 144,665 | 2,112 | - | - | - | - | 146,777 |
| Oct | 146,777 | 2,706 | 36 | - | - | 36 | 149,447 |
| Nov | 149,447 | 2,132 | 703 | - | - | 703 | 150,876 |
| Dec | - | - | - | - | - | - | 0 |
| Total | | **16,935** | **4,268** | **-** | **100** | **4,368** | |

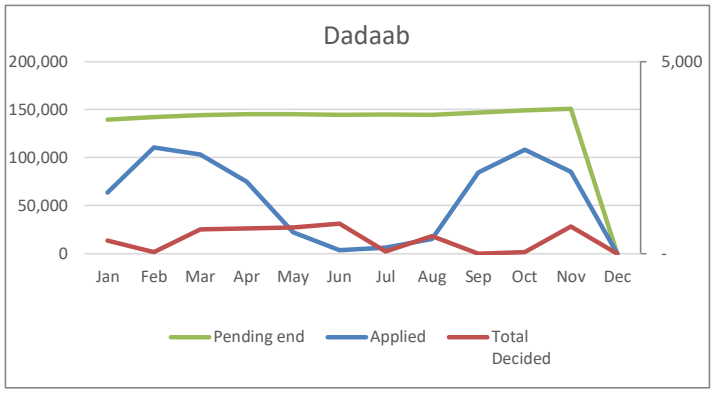


**Kakuma, Kalobeyei & Eldoret**

| Month | Pending begin | Applied | Reco-gnized | Rejected | Oth. Closed | Total Decided | Pending end |
|---|---|---|---|---|---|---|---|
| Jan | 39,556 | 650 | 1,339 | 0 | 53 | 1,392 | 38,814 |
| Feb | 38,814 | 595 | 53 | 0 | 26 | 79 | 39,330 |
| Mar | 39,330 | 245 | 665 | 0 | 13 | 678 | 38,897 |
| Apr | 38,897 | 496 | 29 | 0 | 117 | 146 | 39,247 |
| May | 39,247 | 32 | 0 | 0 | 28 | 28 | 39,251 |
| Jun | 39,251 | 243 | 1,005 | 0 | 281 | 1,286 | 38,208 |
| Jul | 38,208 | 455 | 772 | 0 | 24 | 796 | 37,867 |
| Aug | 37,867 | 294 | 0 | 0 | 68 | 68 | 38,093 |
| Sep | 38,090 | 298 | 307 | 0 | 71 | 378 | 38,010 |
| Oct | 38,010 | 170 | 554 | 0 | 12 | 566 | 37,614 |
| Nov | 37,614 | 213 | 38 | 0 | 7 | 45 | 37,782 |
| Dec | 0 | 0 | 0 | 0 | 0 | 0 | 0 |
| Total | | **3,691** | **4,762** | **-** | **700** | **5,462** | |

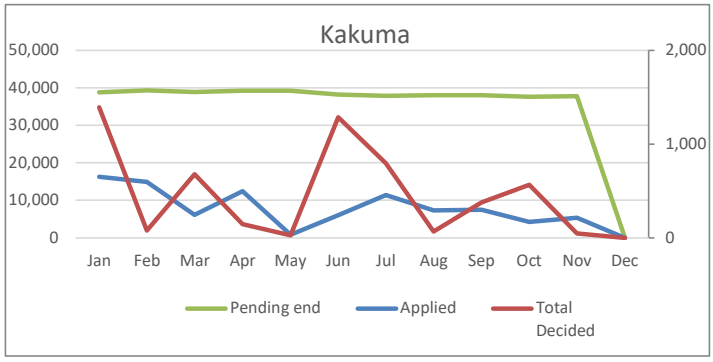

## RESETTLEMENT SUBMISSION BY COUNTRY OF ORIGIN

| Country of Origin | 2014 | 2015 | 2016 | 2017 | 2018 | 2019 | 2020 | 2021 | 2022 | 2023 | 2024 | 2025 | Total |
|---|---|---|---|---|---|---|---|---|---|---|---|---|---|
| Somalia | 4,325 | 3,909 | 4,147 | 929 | 1,068 | 1,600 | 740 | 643 | 2,068 | 1,398 | 1,173 | 107 | 22,107 |
| DR Congo | 1,132 | 1,326 | 1,143 | 424 | 1,203 | 916 | 484 | 519 | 700 | 859 | 1,015 | 150 | 9,871 |
| Ethiopia | 830 | 941 | 785 | 237 | 748 | 549 | 337 | 159 | 225 | 332 | 341 | 48 | 5,532 |
| South Sudan | 111 | 420 | 701 | 143 | 1,229 | 753 | 152 | 296 | 548 | 375 | 638 | 117 | 5,483 |
| Sudan | 158 | 541 | 104 | 4 | 34 | 3 | 2 | 10 | 18 | 63 | 272 | 10 | 1,219 |
| Uganda | 88 | 108 | 107 | 47 | 136 | 191 | 12 | 6 | 11 | 3 | 5 | - | 714 |
| Burundi | 46 | 121 | 81 | 100 | 121 | 104 | 60 | 54 | 76 | 153 | 215 | 31 | 1,162 |
| Eritrea | 73 | 116 | 55 | 26 | 39 | 36 | 12 | 2 | 10 | 1 | 4 | 1 | 375 |
| Rwanda | 31 | 78 | 26 | 10 | 17 | 15 | 10 | 6 | 15 | 10 | 10 | 1 | 229 |
| Other | 11 | 26 | 14 | 20 | 16 | 10 | 11 | 1 | 20 | 8 | 88 | 54 | 279 |
| Total | 6,805 | 7,586 | 7,163 | 1,940 | 4,611 | 4,177 | 1,820 | 1,696 | 3,691 | 3,202 | 3,761 | 519 | 46,971 |

## RESETTLEMENT SUBMISSION BY COUNTRY OF RESETTLEMENT

| Country of Submission | 2014 | 2015 | 2016 | 2017 | 2018 | 2019 | 2020 | 2021 | 2022 | 2023 | 2024 | 2025 | Total |
|---|---|---|---|---|---|---|---|---|---|---|---|---|---|
| United States | 5,239 | 6,764 | 6,105 | 391 | 1,775 | 1,115 | 90 | 788 | 2,763 | 2,220 | 1,272 | 23 | 28,545 |
| Australia | 53 | 107 | 310 | 736 | 1,438 | 885 | 281 | 16 | 40 | 93 | 486 | 110 | 4,555 |
| Canada | 705 | 69 | 75 | 158 | 963 | 958 | 451 | 443 | 152 | 175 | 570 | 281 | 5,000 |
| Germany | - | - | - | - | - | 217 | 226 | 142 | 476 | 325 | 1,205 | 90 | 2,681 |
| United Kingdom | 363 | 378 | 397 | 180 | 243 | 297 | 251 | 5 | 11 | 22 | 7 | 1 | 2,155 |
| Sweden | 397 | 81 | 262 | 353 | 120 | 662 | 38 | 8 | 3 | 5 | - | - | 1,929 |
| Norway | 12 | 11 | 5 | 6 | 1 | 11 | 249 | 240 | 197 | 258 | 3 | 8 | 1,001 |
| Netherlands | 16 | 130 | - | - | - | 7 | 138 | 40 | 40 | 103 | 156 | 6 | 636 |
| France | - | - | 1 | 88 | 46 | 11 | 47 | 10 | 9 | - | 49 | - | 261 |
| Other | 20 | 46 | 8 | 28 | 25 | 14 | 49 | 4 | - | 1 | 13 | - | 208 |
| Total | 6,805 | 7,586 | 7,163 | 1,940 | 4,611 | 4,177 | 1,820 | 1,696 | 3,691 | 3,202 | 3,761 | 519 | 46,971 |

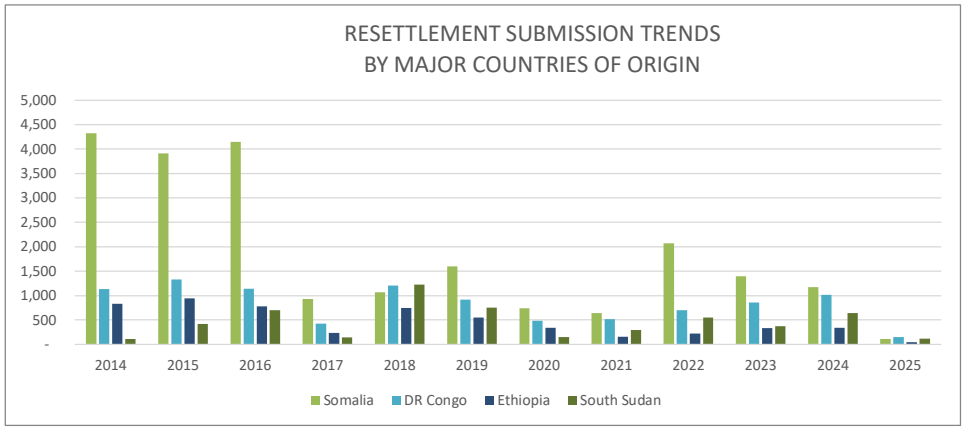


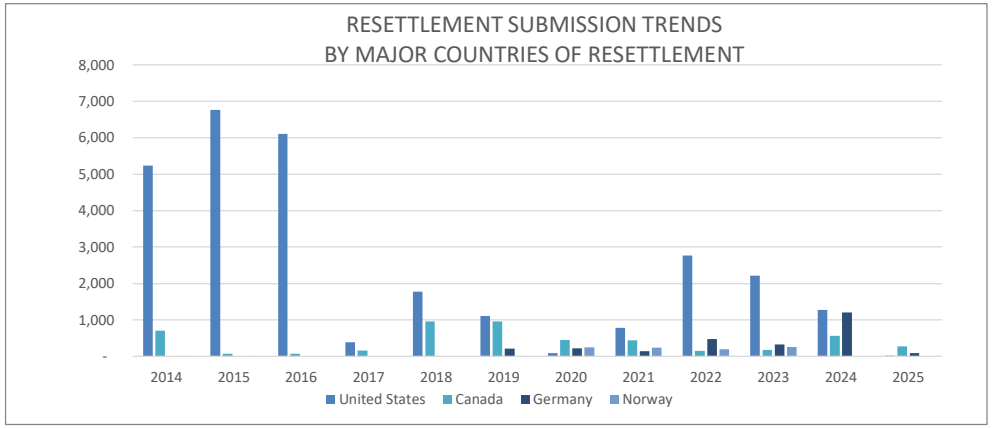


**RST submissions as at end of October 2025*

## RESETTLEMENT DEPARTURES BY COUNTRY OF ORIGIN

| Country of Origin | 2014 | 2015 | 2016 | 2017 | 2018 | 2019 | 2020 | 2021 | 2022 | 2023 | 2024 | 2025 | Total |
|---|---|---|---|---|---|---|---|---|---|---|---|---|---|
| **Somalia** | 3,562 | 3,142 | 5,521 | 2,102 | 398 | 924 | 220 | 375 | 636 | 369 | 1,764 | 646 | 19,659 |
| **Ethiopia** | 480 | 645 | 1,265 | 663 | 282 | 309 | 45 | 87 | 179 | 196 | 462 | 146 | 4,759 |
| **DR Congo** | 560 | 874 | 1,621 | 730 | 643 | 611 | 64 | 630 | 592 | 426 | 914 | 381 | 8,046 |
| **South Sudan** | 92 | 136 | 412 | 272 | 100 | 94 | 19 | 245 | 293 | 204 | 940 | 242 | 3,049 |
| **Sudan** | 82 | 46 | 123 | 184 | 9 | 30 | 5 | 35 | 53 | 103 | 170 | 37 | 877 |
| **Eritrea** | 57 | 28 | 121 | 62 | 21 | 18 | 4 | 16 | 11 | 6 | 17 | - | 361 |
| **Burundi** | 23 | 30 | 70 | 50 | 81 | 133 | 22 | 54 | 51 | 36 | 133 | 53 | 736 |
| **Uganda** | 36 | 69 | 70 | 50 | 73 | 63 | 60 | 64 | 23 | 21 | 17 | 2 | 548 |
| **Rwanda** | 21 | 28 | 56 | 24 | 28 | 13 | 7 | 9 | 4 | 2 | 33 | 3 | 228 |
| **Other** | | 3 | 27 | 4 | 6 | 26 | 12 | 2 | - | - | 8 | 13 | 101 |
| **Total** | **4,913** | **5,001** | **9,286** | **4,141** | **1,641** | **2,221** | **458** | **1,517** | **1,842** | **1,363** | **4,458** | **1,523** | **38,364** |

## RESETTLEMENT DEPARTURES BY COUNTRY OF RESETTLEMENT

| Country of Resettlement | 2014 | 2015 | 2016 | 2017 | 2018 | 2019 | 2020 | 2021 | 2022 | 2023 | 2024 | 2025 | Total |
|---|---|---|---|---|---|---|---|---|---|---|---|---|---|
| **USA** | 3,751 | 3,610 | 7,665 | 2,585 | 633 | 392 | 74 | 329 | 607 | 826 | 2,689 | 122 | 23,283 |
| **Canada** | 302 | 174 | 452 | 725 | 480 | 347 | 93 | 283 | 602 | 72 | 277 | 458 | 4,265 |
| **Germany** | - | - | - | - | - | - | - | 460 | 295 | 239 | 732 | 414 | 2,140 |
| **Australia** | 160 | 514 | 580 | 475 | 398 | 666 | 49 | 14 | 22 | 108 | 509 | 309 | 3,804 |
| **United Kingdom** | 279 | 308 | 267 | 248 | 111 | 163 | 19 | 2 | 21 | 37 | 163 | 85 | 1,703 |
| **Sweden** | 229 | 341 | 238 | 83 | 4 | 596 | 201 | 131 | 1 | 8 | 5 | - | 1,837 |
| **Norway** | 78 | 32 | 3 | 7 | - | 2 | - | 219 | 191 | 17 | 69 | 4 | 622 |
| **Netherlands** | 87 | 2 | 70 | - | - | 5 | - | 30 | 82 | 30 | 2 | 125 | 433 |
| **France** | - | - | - | 1 | 5 | 25 | 9 | 26 | 21 | 15 | - | - | 102 |
| **Other** | 27 | 20 | 11 | 17 | 10 | 25 | 13 | 23 | - | 11 | 12 | 6 | 175 |
| **Total** | **4,913** | **5,001** | **9,286** | **4,141** | **1,641** | **2,221** | **458** | **1,517** | **1,842** | **1,363** | **4,458** | **1,523** | **38,364** |

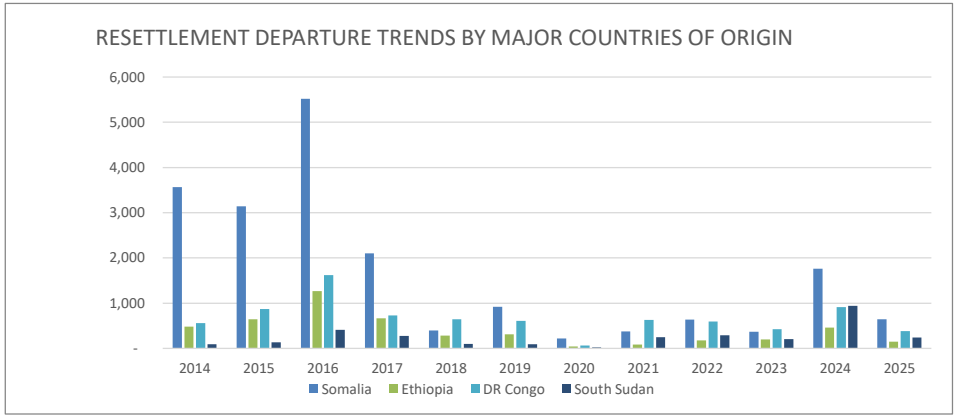


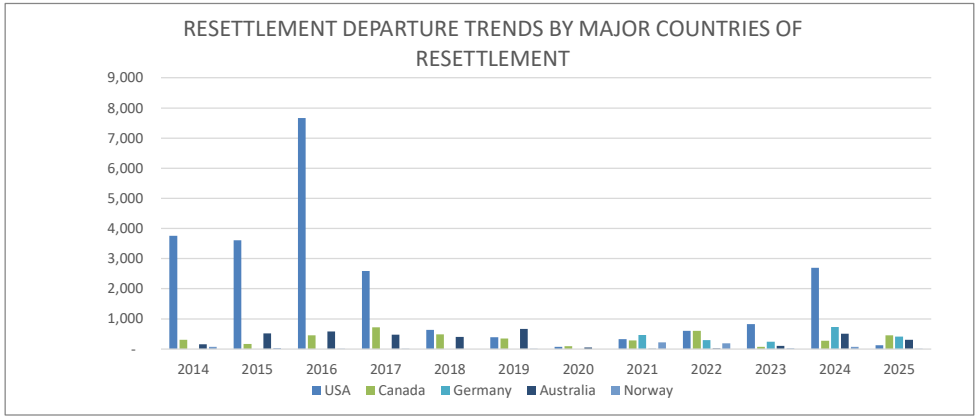


**RST departures as at end of October 2025*

**VOLUNTARY REPATRIATION FROM KENYA**
**BY COUNTRY OF ORIGIN**
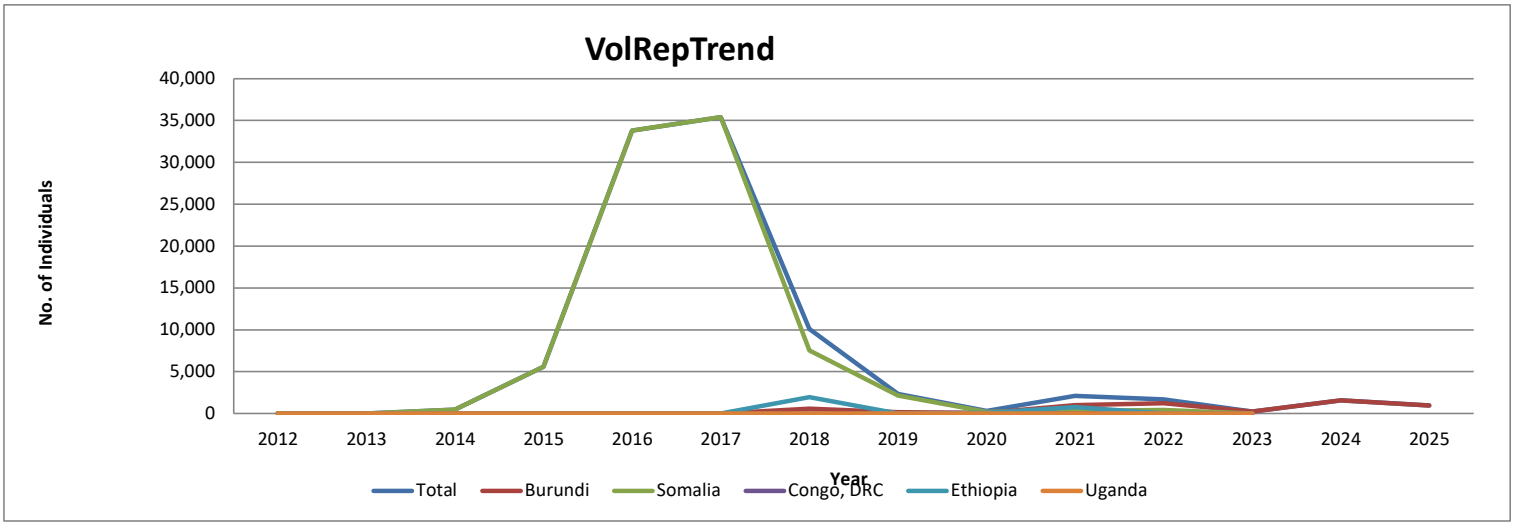
| Country of Origin | Year | | | | | | | | | | | | | | |
|---|---|---|---|---|---|---|---|---|---|---|---|---|---|---|---|
| | 2012 | 2013 | 2014 | 2015 | 2016 | 2017 | 2018 | 2019 | 2020 | 2021 | 2022 | 2023 | 2024 | 2025 | Total |
| Sudan | - | - | - | - | - | - | - | - | - | - | - | - | | - | **0** |
| Burundi | 4 | - | - | - | - | - | 586 | 156 | 60 | 1,024 | 1,255 | 247 | 1,590 | 969 | **5,891** |
| Rwanda | 1 | - | - | - | - | - | - | - | - | - | - | - | | - | **1** |
| Mozambique | - | - | - | - | - | 4 | - | - | - | - | - | - | | - | **4** |
| Somalia | 4 | - | 481 | 5,614 | 33,792 | 35,409 | 7,543 | 2,142 | 190 | 294 | 439 | - | | - | **85,908** |
| Congo, DRC | 7 | 3 | - | - | - | - | - | 15 | - | 11 | 1 | - | | - | **37** |
| Ethiopia | - | - | - | - | - | - | 1,963 | 5 | 79 | 761 | - | - | | - | **2,808** |
| Uganda | 1 | - | - | - | - | - | - | - | - | 3 | - | - | | - | **4** |
| Other | - | - | - | - | 6 | - | 1 | 19 | - | - | - | - | - | - | **26** |
| **Total** | **17** | **3** | **481** | **5,614** | **33,798** | **35,413** | **10,093** | **2,337** | **329** | **2,093** | **1,695** | **247** | **1,590** | **969** | **94,679** |