UGANDA- POPULATION DASHBOARD

ANNEX III - SETTLEMENT PROFILES 31-May-2026

Adjumani

Total Population	Total Refugees
235,412	235,049
Total Households	Total Asylum-Seekers
30,099	363

Women and Children 190,221

81 %

Female 125,560

53 %

Elderly (60+) 7,813

3 %

Youth (15-24) 68,978

29 %

New Registration by Month

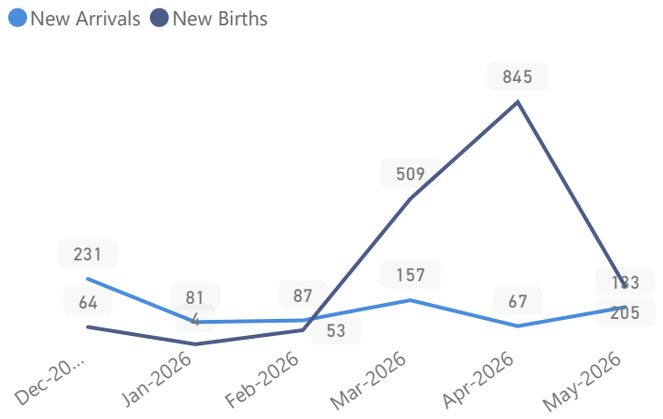

Main Hosting Locations

Zone	HHs	Individuals
Nyumanzi	5,002	49,307
Pagrinya	6,115	39,311
Ayilo I	2,978	29,062
Maaji II	2,605	19,120
Ayilo II	2,028	15,954
Maaji III	2,300	15,357
Boroli I	1,322	9,822
Mirieyi	1,055	9,706
Alere	858	7,930
Agojo	1,507	7,636
Baratuku	802	6,595
Mungula I	678	5,953
Olua I	612	5,389
Boroli II	674	4,713
Olua II	429	3,879
Mungula II	297	1,802
Oliji	236	1,598
Elema	184	983
Maaji I	83	621

Main Countries of Origin	Total
South Sudan	234,506
Sudan	848

Main Occupations

16% Have occupation

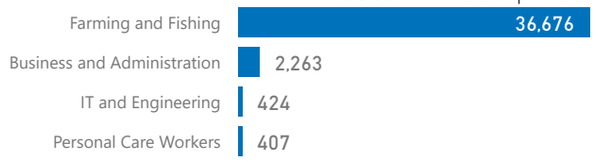

* Age is between 18 - 59 years for Occupation

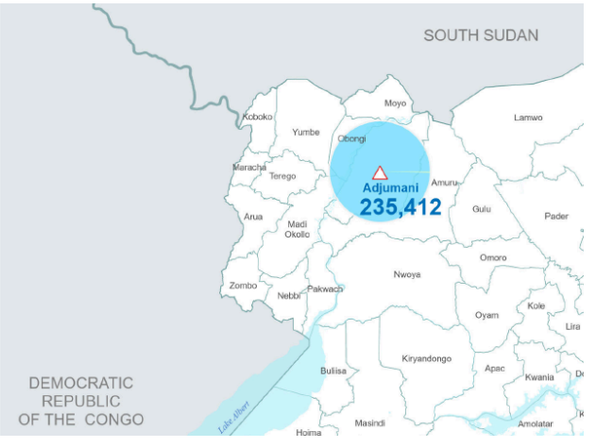

Age & Gender Breakdown

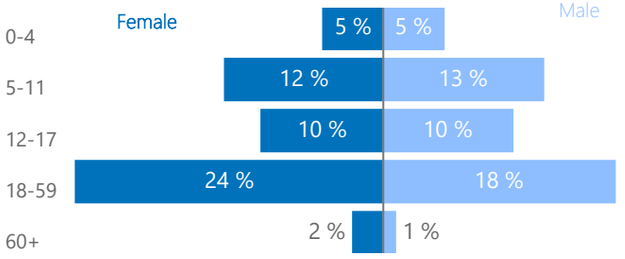

Main Specific Needs

21,627 14,221

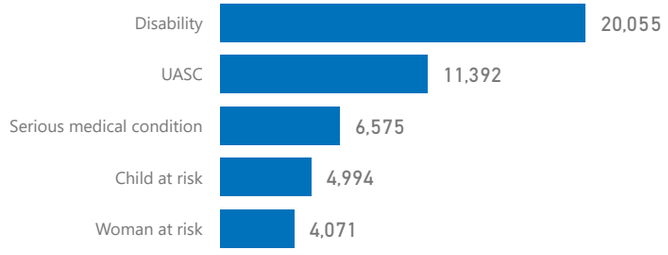

UGANDA- POPULATION DASHBOARD

ANNEX III - SETTLEMENT PROFILES 31-May-2026

Bidibidi

Total Population	Total Refugees
210,066	210,064
Total Households	Total Asylum-Seekers
36,879	2

Women and Children 167,525 — 80 %

Female 110,045 — 52 %

Elderly (60+) 6,153 — 3 %

Youth (15-24) 63,660 — 30 %

Main Hosting Locations

Zone	HHs	Individuals
Zone 3	9,350	50,007
Zone 2	7,601	47,277
Zone 5	8,032	42,743
Zone 1	6,531	40,692
Zone 4	5,364	29,336

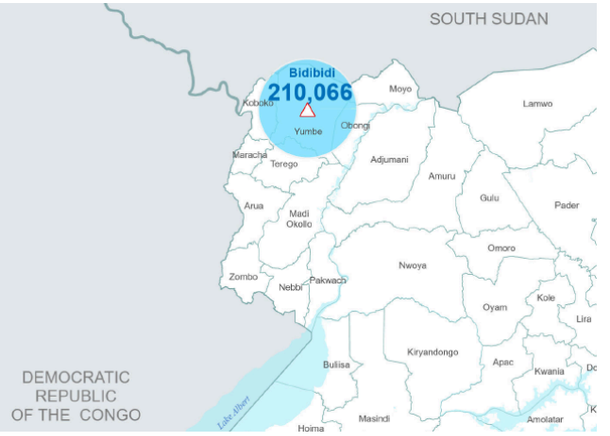

Main Countries of Origin

Main Countries of Origin	Total
South Sudan	209,898
Sudan	112
DR Congo	50
Ethiopia	3

Age & Gender Breakdown

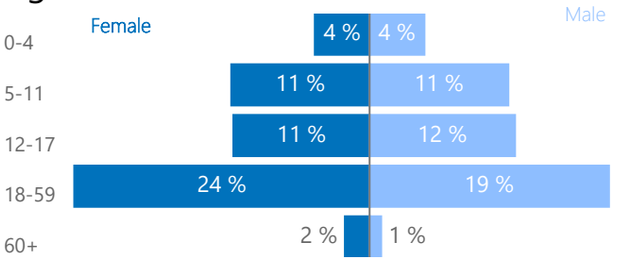

New Registration by Month

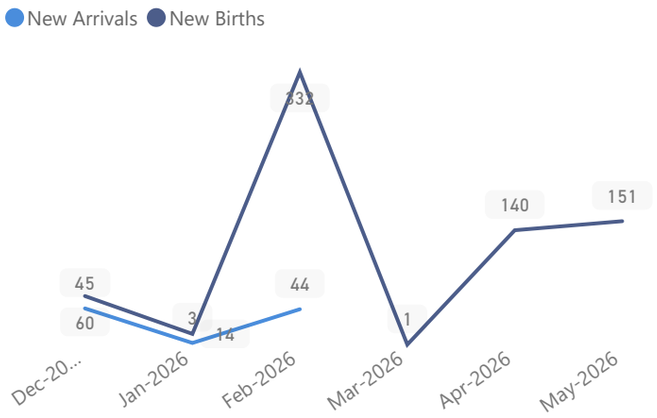

Main Occupations

13% Have occupation

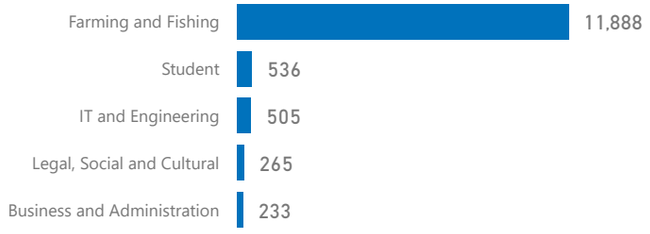

* Age is between 18 - 59 years for Occupation

Main Specific Needs

9,764 5,328

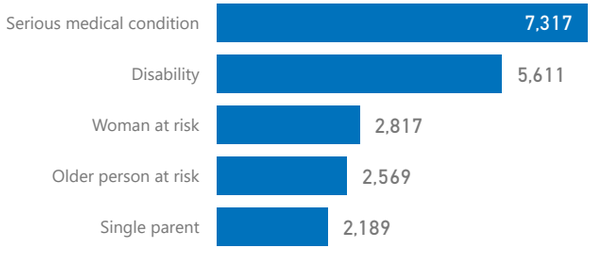

Source: Statistics - OPM (proGres)

Feedback: ugakareg@unhcr.org

Creation date: 01-Jun-2026

UGANDA- POPULATION DASHBOARD

ANNEX III - SETTLEMENT PROFILES 31-May-2026

Imvepi

Total Population	Total Refugees
82,080	77,615
Total Households	Total Asylum-Seekers
19,394	4,465

Women and Children 66,363 — 81 %

Female 43,693 — 53 %

Elderly (60+) 2,446 — 3 %

Youth (15-24) 21,070 — 26 %

Main Hosting Locations

Zone	HHs	Individuals
Zone 1	9,470	38,353
Zone 2	5,162	26,191
Zone 3	3,939	15,133
Zone 4	823	2,403

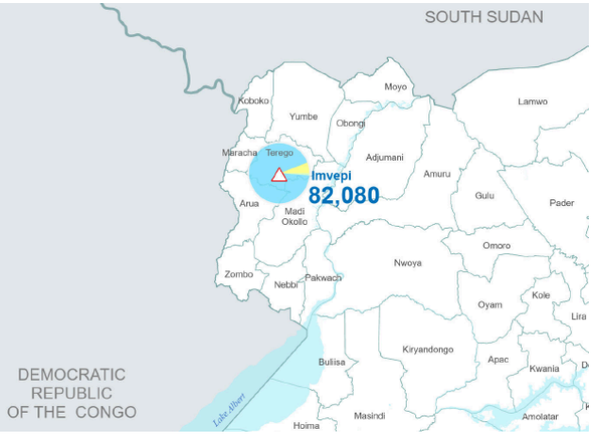

Main Countries of Origin

	Total
South Sudan	76,429
DR Congo	4,739
Sudan	909
Ethiopia	1
Rwanda	1
United Republic of Tanzania	1

Age & Gender Breakdown

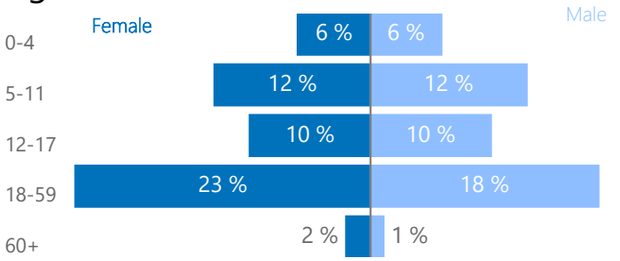

New Registration by Month

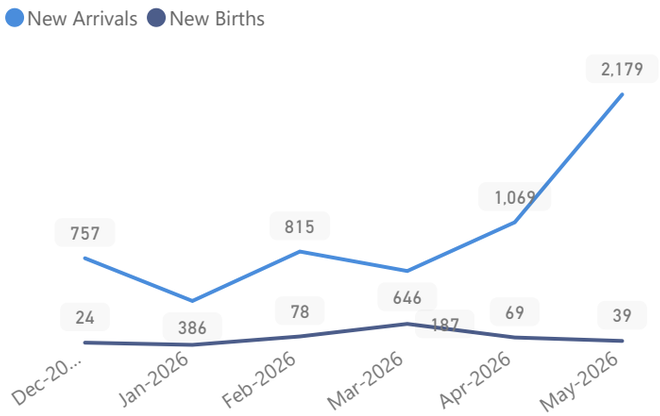

Main Occupations

18% Have occupation

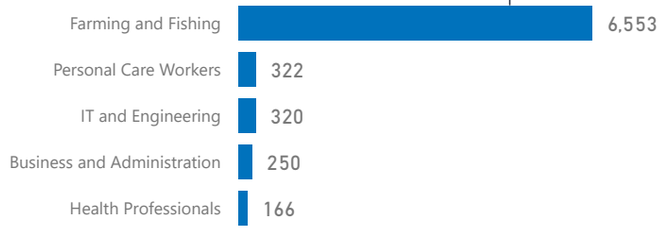

* Age is between 18 - 59 years for Occupation

Main Specific Needs

6,898 4,169

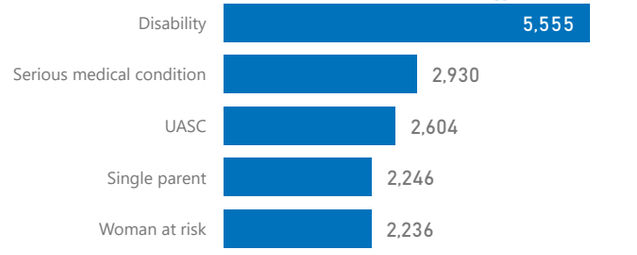

UGANDA- POPULATION DASHBOARD

ANNEX III - SETTLEMENT PROFILES 31-May-2026

Kampala

Total Population	Total Refugees
172,541	134,185
Total Households	Total Asylum-Seekers
106,692	38,356

Women and Children 101,261

59 %

Elderly (60+) 2,794

2 %

Female 77,970

45 %

Youth (15-24) 37,924

22 %

Main Hosting Locations

Zone	HHs	Individuals
Makindye Division	56,508	89,522
Kampala Central	29,014	40,658
Rubaga Division	16,542	31,357
Kawempe Division	2,782	5,442
Nakawa	1,148	3,202

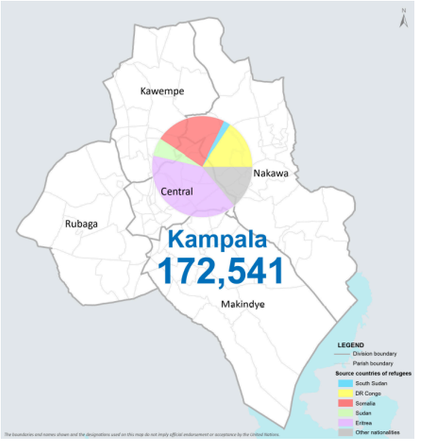

Main Countries of Origin

	Total
Eritrea	68,299
Somalia	39,445
DR Congo	26,984
Ethiopia	14,704

Age & Gender Breakdown

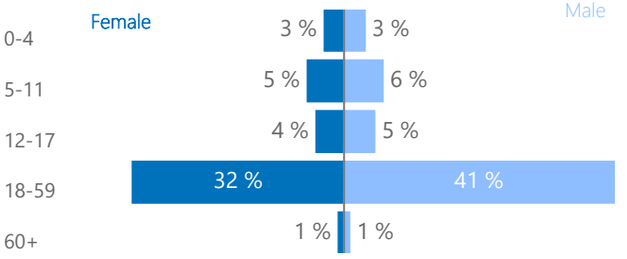

New Registration by Month

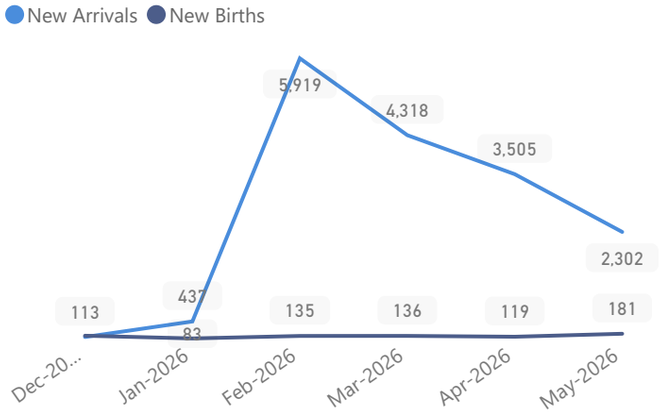

Main Occupations

4% Have occupation

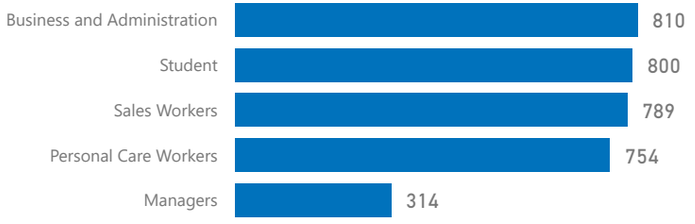

* Age is between 18 - 59 years for Occupation

Main Specific Needs

1,210 1,064

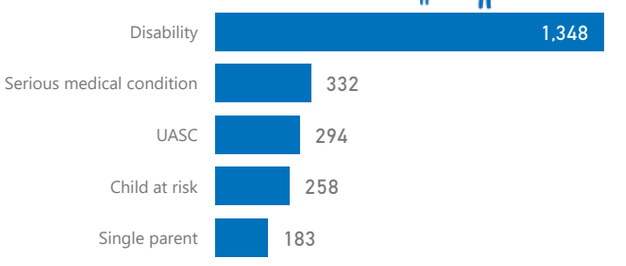

UGANDA- POPULATION DASHBOARD

ANNEX III - SETTLEMENT PROFILES 31-May-2026

Kiryandongo

Total Population	Total Refugees
167,544	166,028
Total Households	Total Asylum-Seekers
48,024	1,516

Women and Children 124,324 — 74 %

Female 84,808 — 51 %

Elderly (60+) 5,711 — 3 %

Youth (15-24) 47,842 — 29 %

Main Hosting Locations

Zone	HHs	Individuals
Ranch 1	35,109	107,312
Ranch 37	12,897	60,091

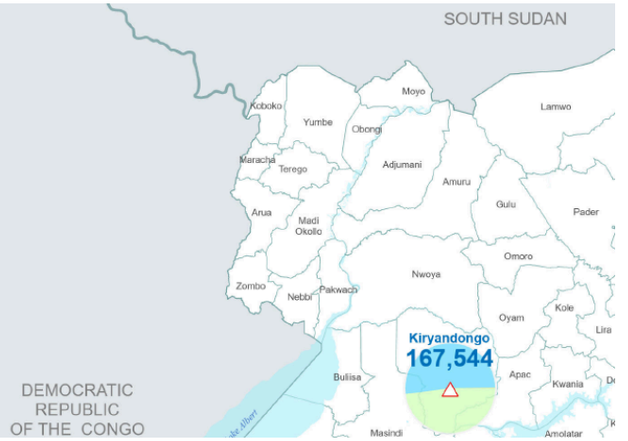

Main Countries of Origin

Main Countries of Origin	Total
South Sudan	86,894
Sudan	79,961
DR Congo	399
Kenya	196

Age & Gender Breakdown

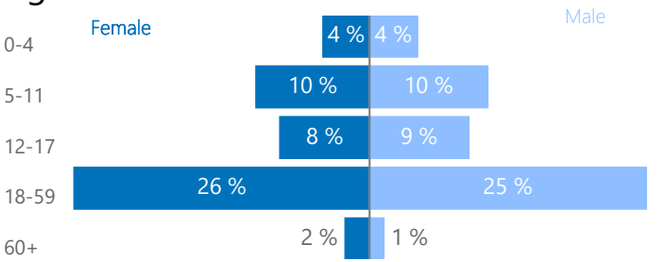

New Registration by Month

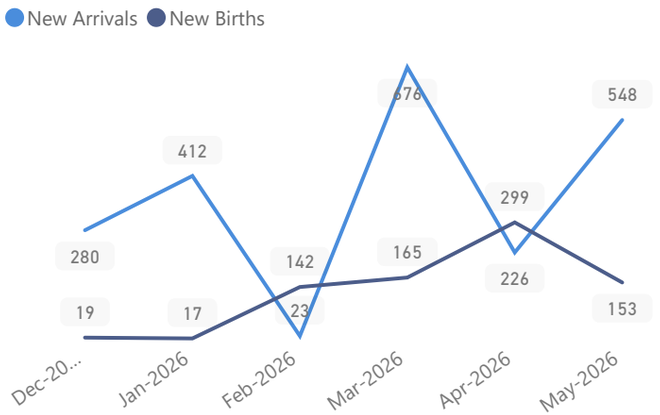

Main Occupations

8% Have occupation

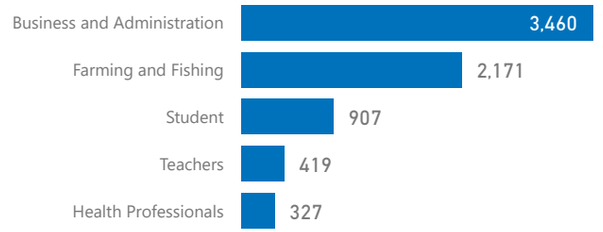

* Age is between 18 - 59 years for Occupation

Main Specific Needs

11,227 7,098

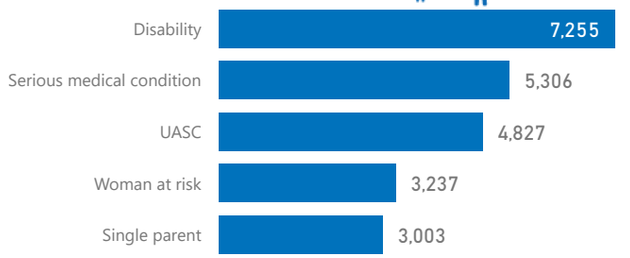

Source: Statistics - OPM (proGres)

Feedback: ugakareg@unhcr.org

Creation date: 01-Jun-2026

UGANDA- POPULATION DASHBOARD

ANNEX III - SETTLEMENT PROFILES 31-May-2026

Kyaka II

Total Population	Total Refugees
138,836	135,244
Total Households	Total Asylum-Seekers
35,797	3,592

Women and Children 108,801 — 78 %

Female 70,653 — 51 %

Elderly (60+) 4,069 — 3 %

Youth (15-24) 29,607 — 21 %

Main Hosting Locations

Zone	HHs	Individuals
Bwiriza	6,530	24,014
Sweswe	6,486	23,854
Byabakora	5,656	23,015
Mukondo	4,793	19,479
Itambabiniga	4,731	18,082

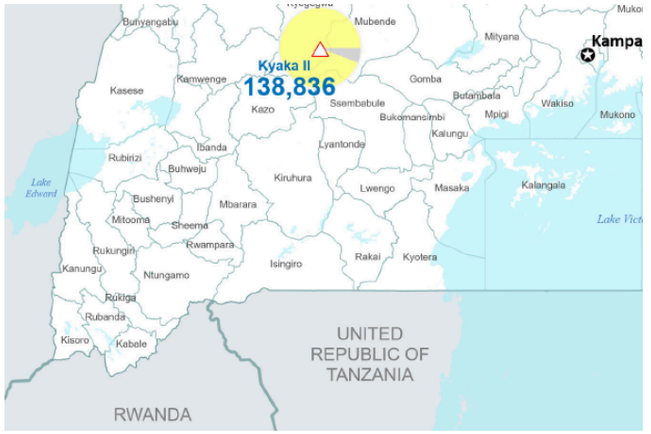

Main Countries of Origin

	Total
DR Congo	130,615
Rwanda	4,428
Burundi	3,671
South Sudan	55

Age & Gender Breakdown

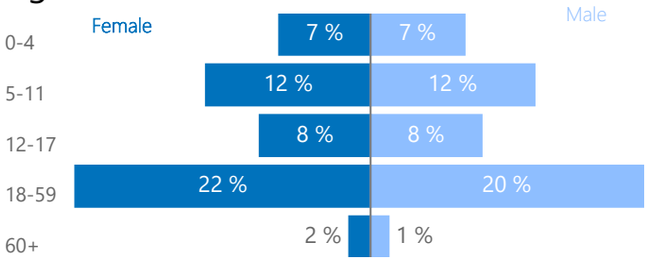

New Registration by Month

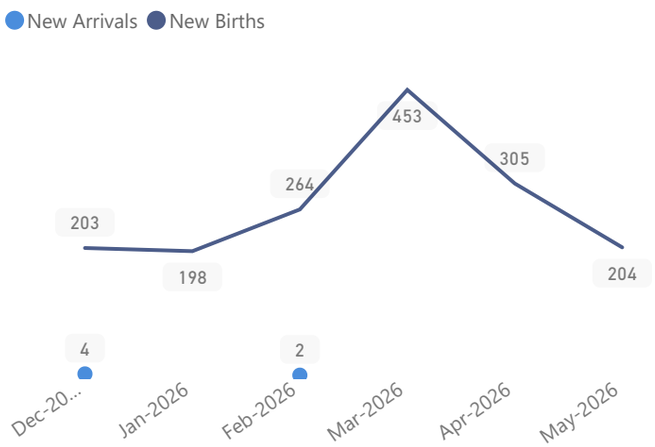

Main Occupations

18% Have occupation

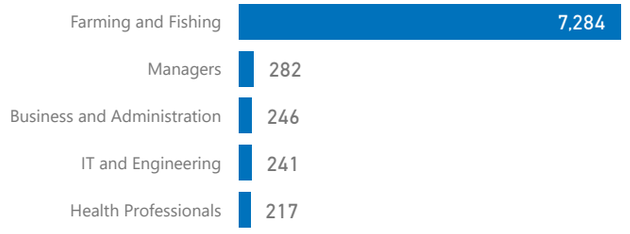

* Age is between 18 - 59 years for Occupation

Main Specific Needs

22,935 15,458

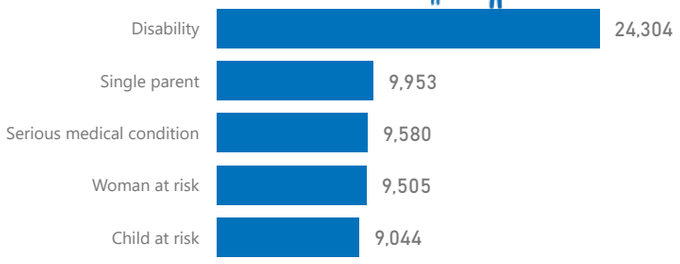

UGANDA- POPULATION DASHBOARD

ANNEX III - SETTLEMENT PROFILES 31-May-2026

Lobule

Total Population	Total Refugees
6,539	6,539
Total Households	Total Asylum-Seekers
980	0

Women and Children 5,230 — 80 %

Female 3,428 — 52 %

Elderly (60+) 225 — 3 %

Youth (15-24) 2,051 — 31 %

Main Hosting Locations

Zone	HHs	Individuals
Zone B	505	3,433
Zone A	475	3,106

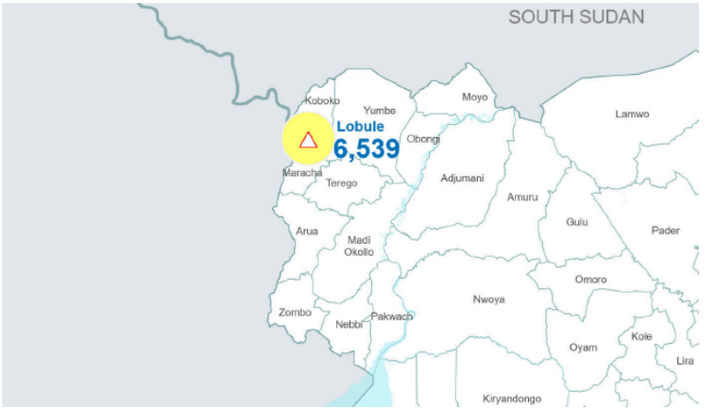

Main Countries of Origin	Total
DR Congo	6,492
South Sudan	47

Age & Gender Breakdown

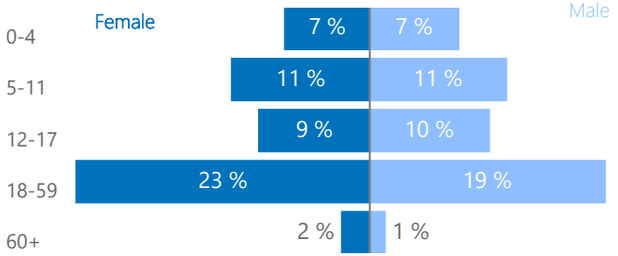

New Registration by Month

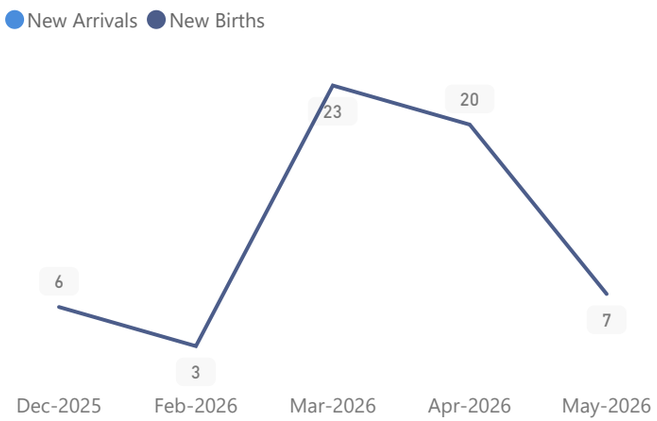

Main Occupations

28% Have occupation

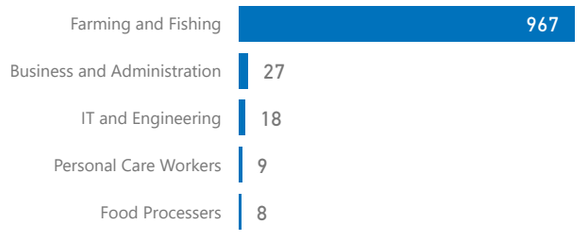

* Age is between 18 - 59 years for Occupation

Main Specific Needs

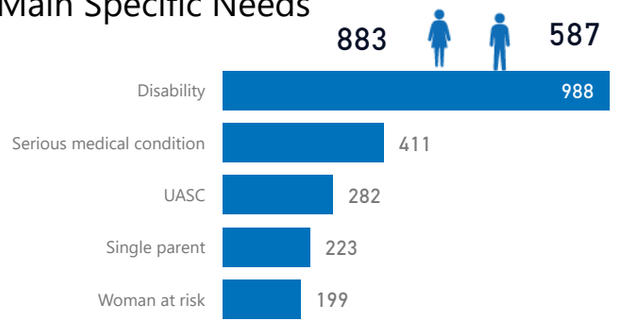

UGANDA- POPULATION DASHBOARD

ANNEX III - SETTLEMENT PROFILES 31-May-2026

Kyangwali

Total Population	Total Refugees
158,373	157,398
Total Households	Total Asylum-Seekers
46,777	975

Women and Children 127,450 — 80 %

Female 83,933 — 53 %

Elderly (60+) 5,647 — 4 %

Youth (15-24) 31,380 — 20 %

Main Hosting Locations

Zone	HHs	Individuals
Kyebitaka	2,882	12,133
Bukinda	5,452	11,929
Kagoma	2,618	8,656
Mombasa	2,024	8,021
Mukunyu A	2,784	7,948
Karuhinda	2,257	7,658
Waibuga	2,204	7,629
Kentomi	2,405	7,617
Malumba	1,929	6,633
Nyampindu	2,014	6,381

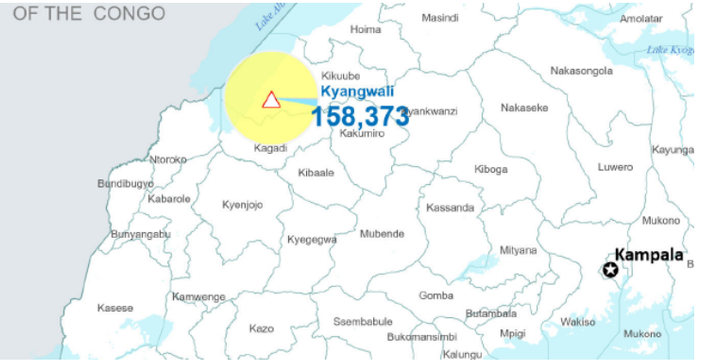

Main Countries of Origin

	Total
DR Congo	153,784
South Sudan	3,801
Rwanda	634
Burundi	132

Age & Gender Breakdown

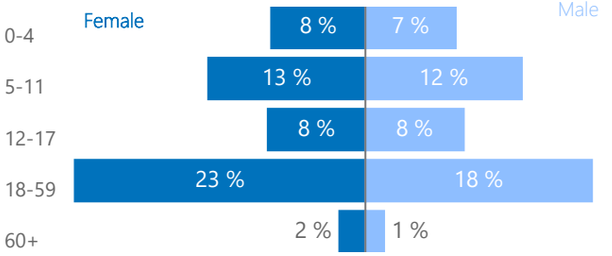

New Registration by Month

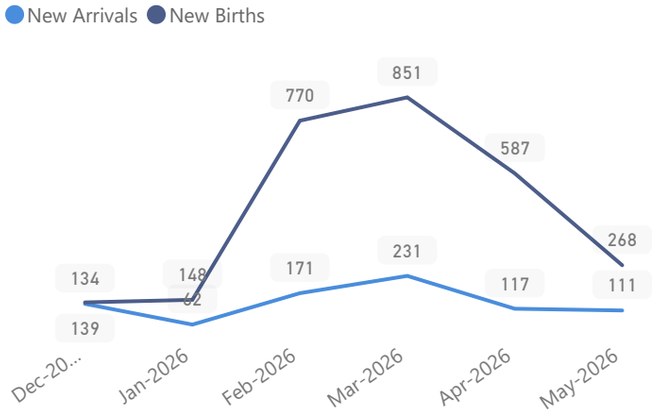

Main Occupations

36% Have occupation

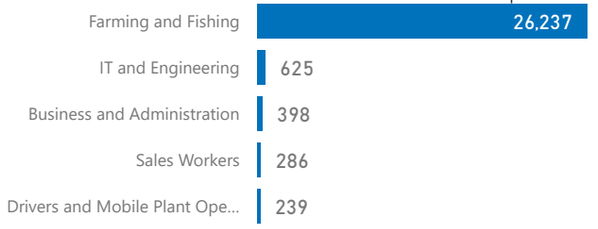

* Age is between 18 - 59 years for Occupation

Main Specific Needs

22,984 11,525

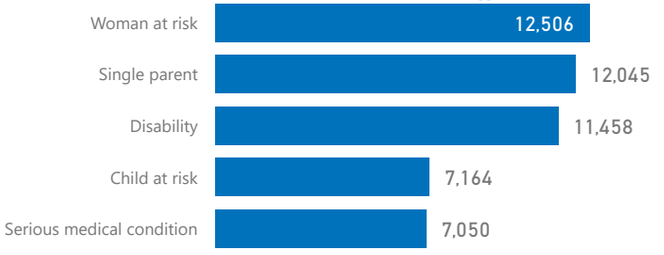

Source: Statistics - OPM (proGres)

Feedback: ugakareg@unhcr.org

Creation date: 01-Jun-2026

UGANDA- POPULATION DASHBOARD

ANNEX III - SETTLEMENT PROFILES 31-May-2026

Nakivale

Total Population	Total Refugees
284,663	274,923
Total Households	Total Asylum-Seekers
108,619	9,740

Women and Children 209,592 — 74 %

Female 142,884 — 50 %

Elderly (60+) 8,014 — 3 %

Youth (15-24) 68,798 — 24 %

Main Hosting Locations

Zone	HHs	Individuals
Rubondo	38,719	106,521
Juru	47,697	100,578
Base Camp	21,546	76,167

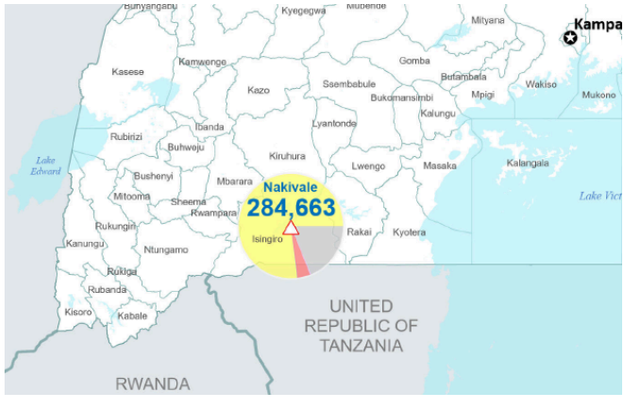

Main Countries of Origin

	Total
DR Congo	218,829
Burundi	35,698
Rwanda	15,907
Somalia	11,551

Age & Gender Breakdown

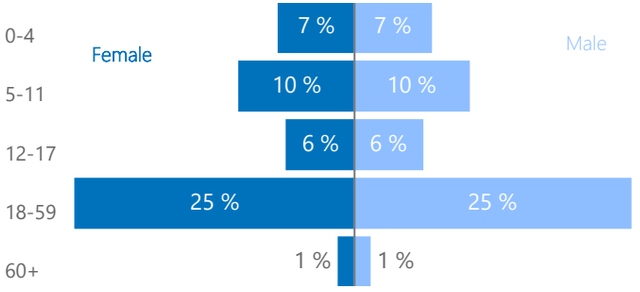

New Registration by Month

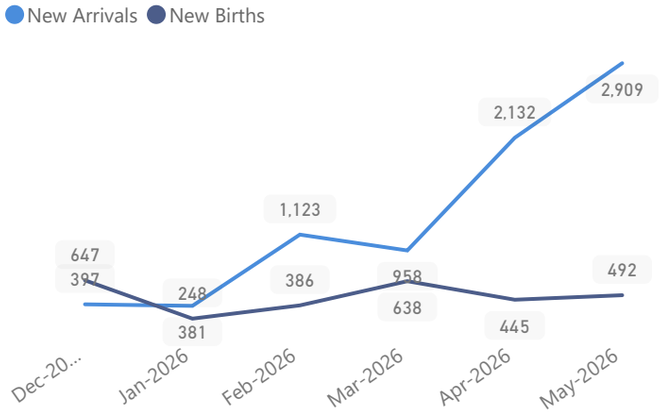

Main Occupations

14% Have occupation

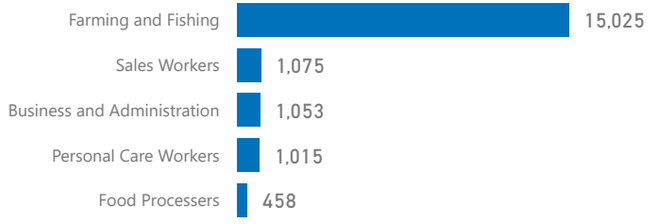

* Age is between 18 - 59 years for Occupation

Main Specific Needs

24,304 16,406

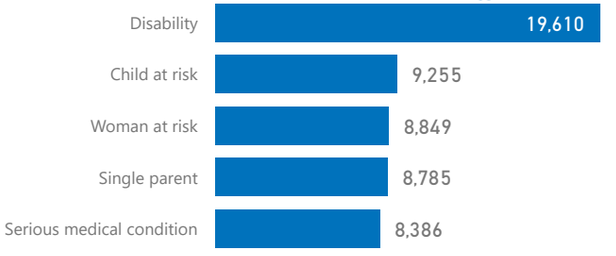

UGANDA- POPULATION DASHBOARD

ANNEX III - SETTLEMENT PROFILES 31-May-2026

Oruchinga

Total Population	Total Refugees
8,248	8,248
Total Households	Total Asylum-Seekers
1,725	0

Women and Children 6,364 — 77 %

Female 4,233 — 51 %

Elderly (60+) 311 — 4 %

Youth (15-24) 1,924 — 23 %

Main Hosting Locations

Zone	HHs	Individuals
Kifunjo	541	2,410
Michinga	428	2,113
Busheka	428	2,053

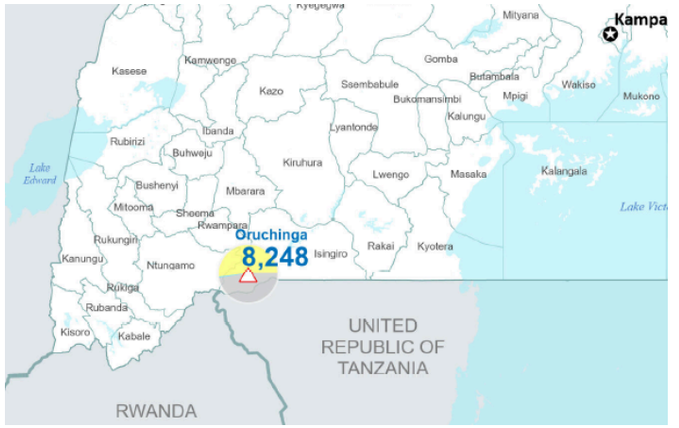

Main Countries of Origin

	Total
DR Congo	4,276
Rwanda	2,190
Burundi	1,714
South Sudan	67

Age & Gender Breakdown

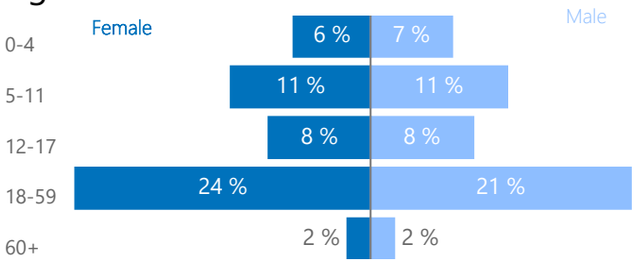

New Registration by Month

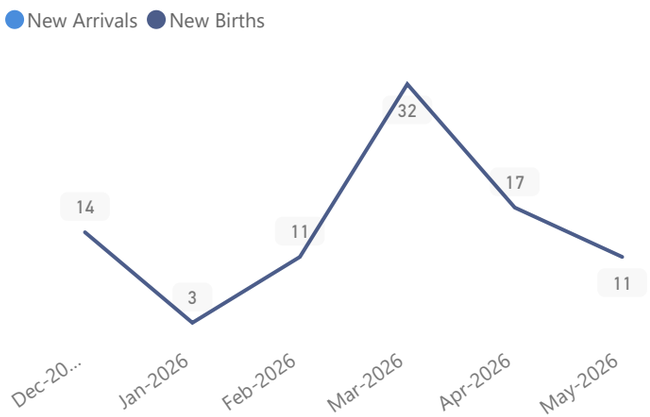

Main Occupations

30% Have occupation

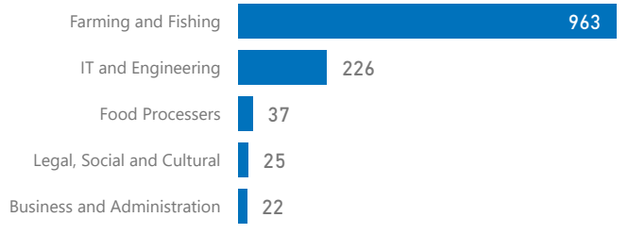

* Age is between 18 - 59 years for Occupation

Main Specific Needs

1,389 993

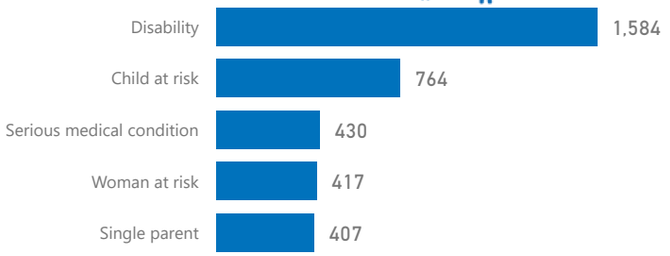

UGANDA- POPULATION DASHBOARD

ANNEX III - SETTLEMENT PROFILES 31-May-2026

Palabek

Total Population	Total Refugees
100,786	96,797
Total Households	Total Asylum-Seekers
21,798	3,989

Women and Children 82,226

82 %

Female 50,956

51 %

Elderly (60+) 1,842

2 %

Youth (15-24) 28,822

29 %

Main Hosting Locations

Zone	HHs	Individuals
Zone 8	5,179	20,232
Zone 6	3,788	18,559
Zone 5B	2,895	13,555
Zone 7	2,245	11,583
Zone 4	1,966	8,963
Zone 5A	1,437	8,209
Zone 3	1,188	6,290
Zone 9	956	4,620
Zone 1	1,057	4,527
Zone 2	1,082	4,235

Main Countries of Origin	Total
South Sudan	100,488
Sudan	245
DR Congo	53

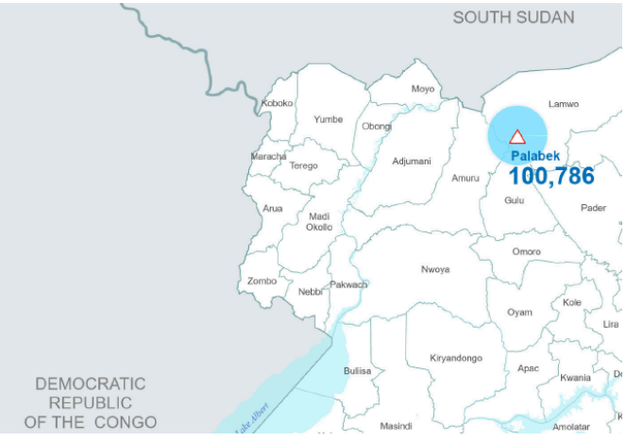

Age & Gender Breakdown

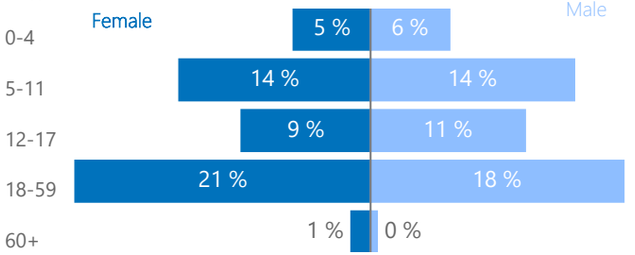

New Registration by Month

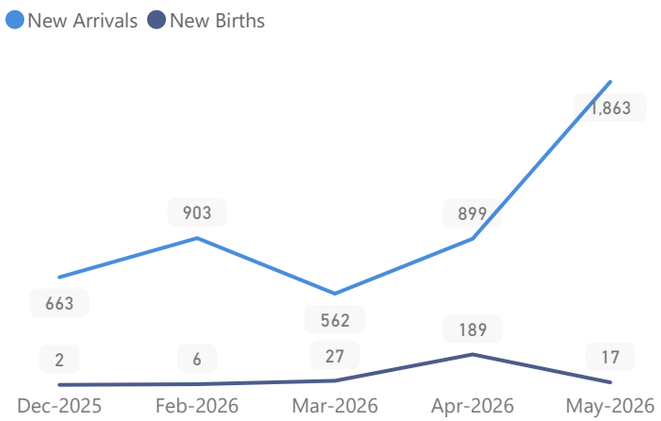

Main Occupations

13% Have occupation

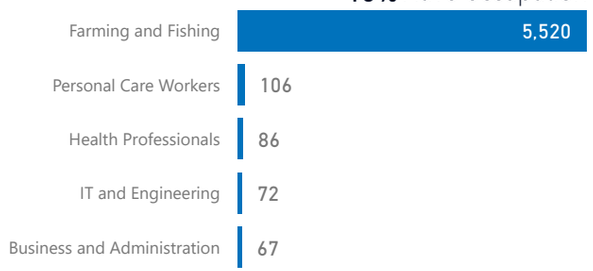

* Age is between 18 - 59 years for Occupation

Main Specific Needs

4,997 2,985

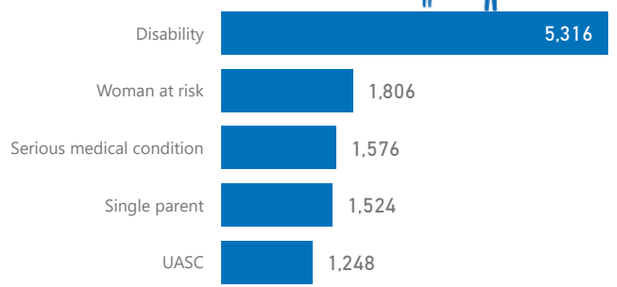

UGANDA- POPULATION DASHBOARD

ANNEX III - SETTLEMENT PROFILES 31-May-2026

Palorinya

Total Population	Total Refugees
144,475	143,650
Total Households	Total Asylum-Seekers
28,931	825

Women and Children 112,072 — 78 %

Female 75,865 — 53 %

Elderly (60+) 6,151 — 4 %

Youth (15-24) 40,383 — 28 %

Main Hosting Locations

Zone	HHs	Individuals
Morobi	9,542	48,045
Dongo West	5,204	25,807
Chinyi	4,363	20,307
Dongo East	3,364	16,591
Basecamp Ibakwe	2,766	15,743
Belemaling	2,116	10,759
Budri	1,574	7,213

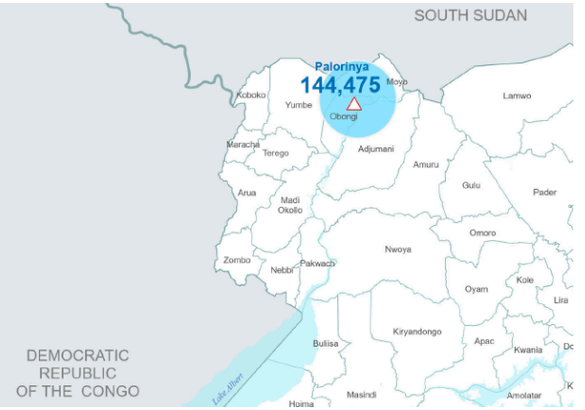

Main Countries of Origin

	Total
South Sudan	144,376
DR Congo	54
Sudan	44
Congo, Republic of the	1

Age & Gender Breakdown

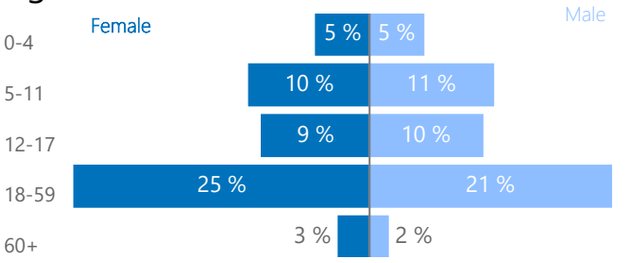

New Registration by Month

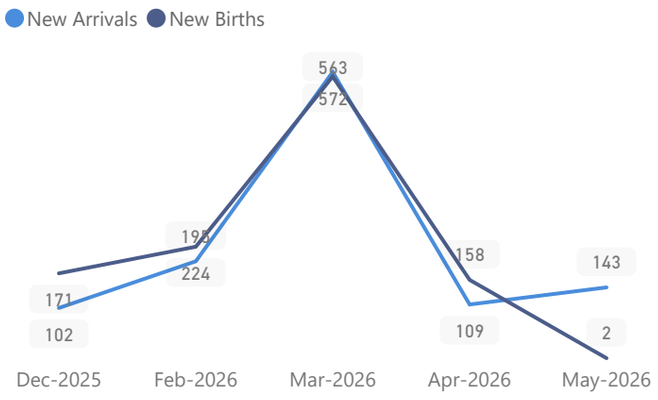

Main Occupations

12% Have occupation

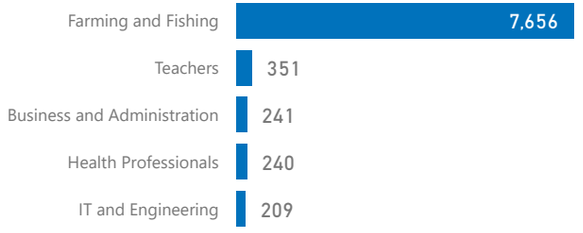

* Age is between 18 - 59 years for Occupation

Main Specific Needs

12,568 6,952

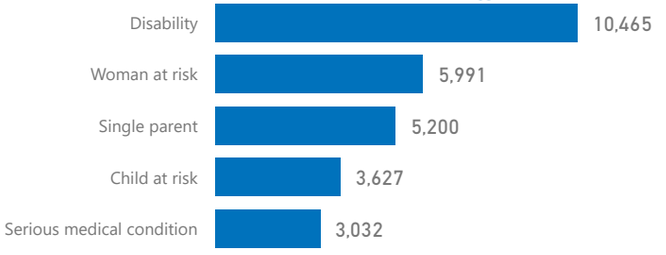

UGANDA- POPULATION DASHBOARD

ANNEX III - SETTLEMENT PROFILES 31-May-2026

Rhino

Total Population	Total Refugees
205,698	202,520
Total Households	Total Asylum-Seekers
41,391	3,178

Women and Children 163,640 — 80 %

Female 104,482 — 51 %

Elderly (60+) 4,214 — 2 %

Youth (15-24) 60,145 — 29 %

Main Hosting Locations

Zone	HHs	Individuals
Zone 7	10,351	52,669
Zone 2	8,926	36,439
Zone 3	6,960	32,351
Zone 6	4,999	27,682
Zone 1	2,395	16,301
Zone 4	2,667	15,717
Zone 5	1,882	14,914
Zone 8	3,207	9,587

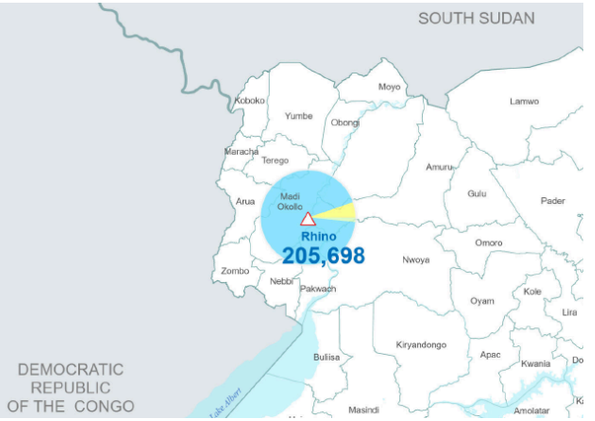

Main Countries of Origin

	Total
South Sudan	191,908
DR Congo	10,752
Sudan	2,921
Rwanda	45

Age & Gender Breakdown

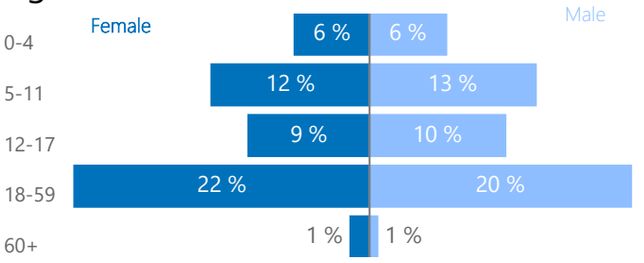

New Registration by Month

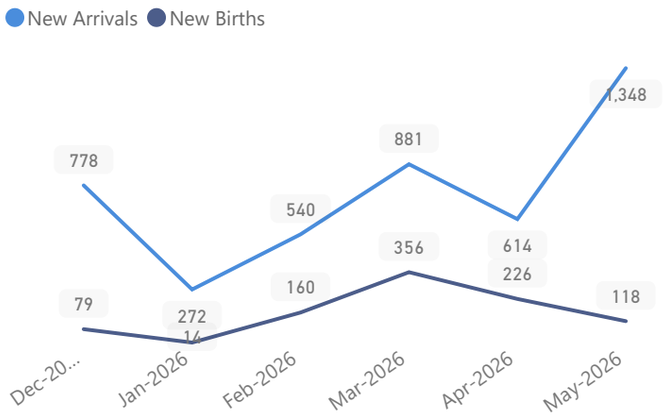

Main Occupations

6% Have occupation

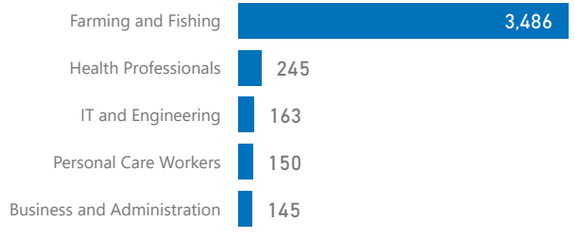

* Age is between 18 - 59 years for Occupation

Main Specific Needs

18,168 12,529

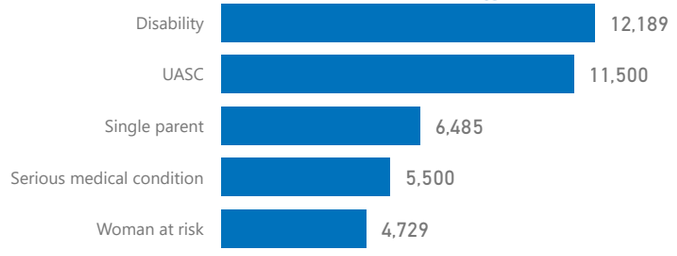

Source: Statistics - OPM (proGres)

Feedback: ugakareg@unhcr.org

Creation date: 01-Jun-2026

UGANDA- POPULATION DASHBOARD

ANNEX III - SETTLEMENT PROFILES 31-May-2026

Rwamwanja

Total Population	Total Refugees
109,155	106,881
Total Households	Total Asylum-Seekers
26,496	2,274

Women and Children 86,672 — 79 %

Female 55,924 — 51 %

Elderly (60+) 3,189 — 3 %

Youth (15-24) 24,010 — 22 %

Main Hosting Locations

Zone	HHs	Individuals
Kyempango	10,999	40,374
Kaihora	3,295	14,242
Ntenungi	3,558	12,996
Mahani	2,398	11,475
Nkoma	1,810	9,242
Base Camp	1,973	8,955
Mahiga	957	4,646
Kikuura	688	3,064
Waijagahe	431	2,260
Buguta	355	1,814

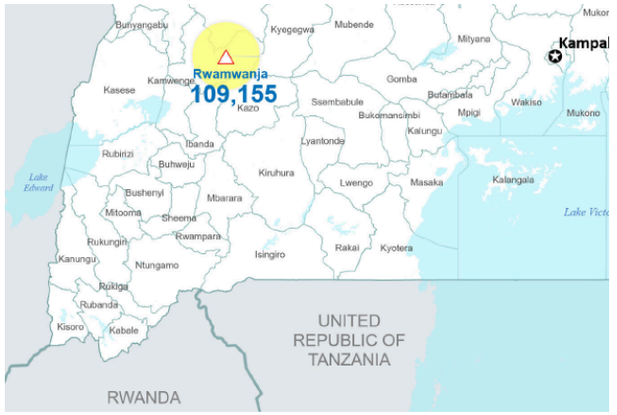

Main Countries of Origin

	Total
DR Congo	108,532
Rwanda	370
South Sudan	169
Burundi	72

Age & Gender Breakdown

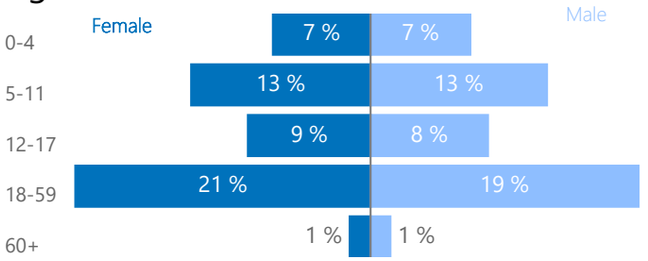

New Registration by Month

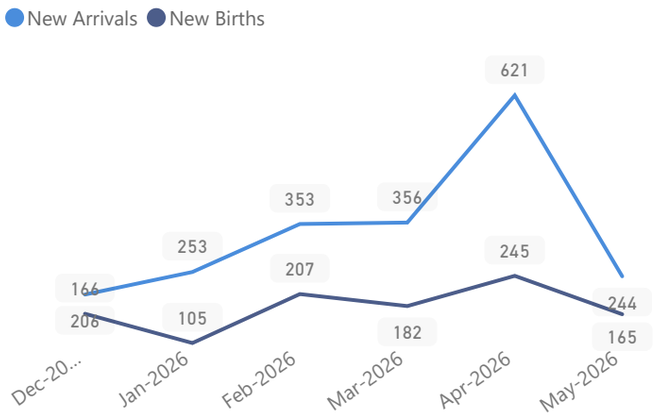

Main Occupations

40% Have occupation

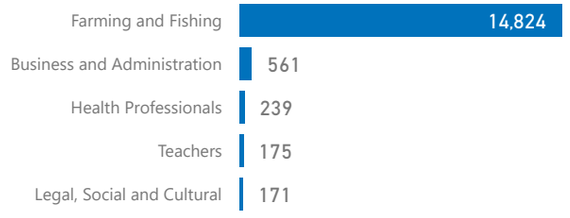

* Age is between 18 - 59 years for Occupation

Main Specific Needs
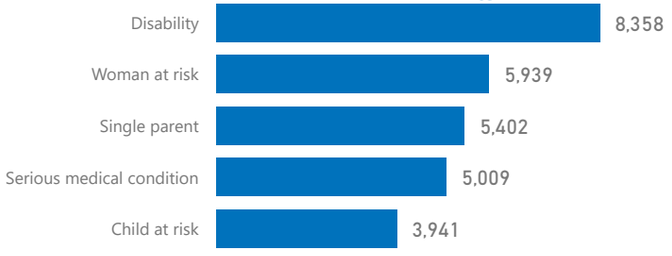
12,381 7,568