MCO CAMEROUN: STATISTIQUES DE REFUGIES ET DEMANDEURS D'ASILE (May 2026)

Cameroon | Congo, Republi... | Equatorial Gui... | Gabon | Sao Tome and ...

Legal Status

- [ ] Asylum Seeker
- [ ] Refugee

Region: All

Departement: All

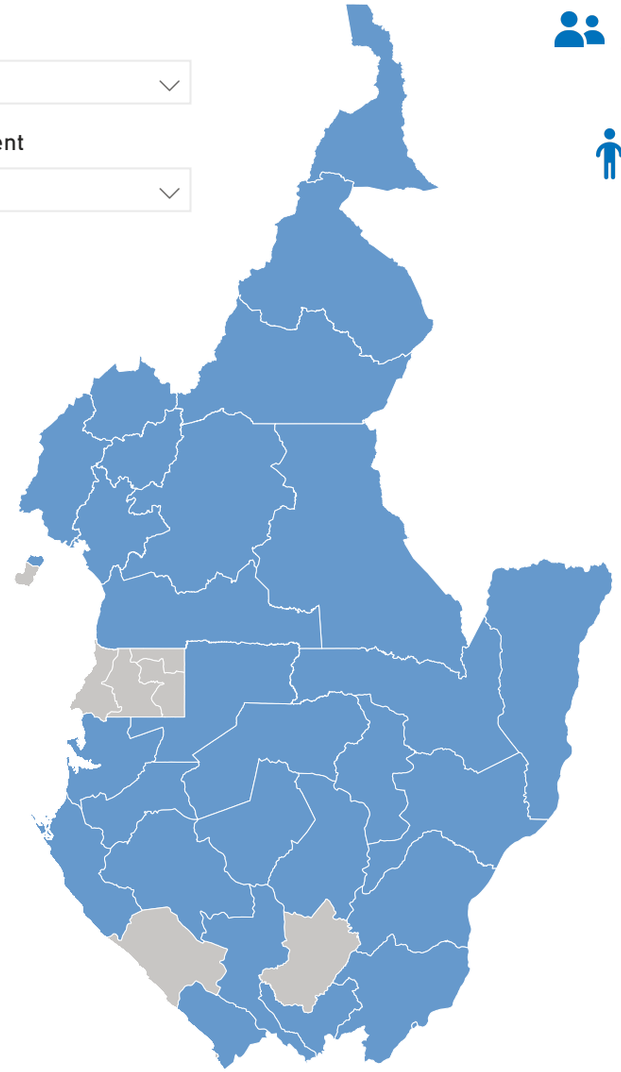

504,222 Population totale

475,236 Réfugiés

28,986 Demandeurs d'Asile

258541 Children

239184 Adults

20902 Elders

Region	00 - 04 years Female	00 - 04 years Male	05 - 11 years Female	05 - 11 years Male	12 - 17 years Female	12 - 17 years Male	18 - 59 years Female	18 - 59 years Male	60+ years Female	60+ years Ma
Ogooue-Maritime						2	3	3	1	
Ouest		3	2	1			4	82		
Plateaux	460	423	1339	1260	1074	1123	2647	2522	300	25
Pointe-Noire	46	55	138	164	148	145	461	1065	14	5
Pool	267	232	661	644	539	588	1993	2386	148	30
Sangha	32	27	124	136	167	140	638	775	22	8
Sangha-Mbaéré		1								
Sud	4	2	5	4	1	1	20	104		
Sud-Ouest	3	4	26	30	76	92	295	987	33	4
Woleu-Ntem								1		
Total	**812**	**747**	**2295**	**2239**	**2005**	**2091**	**6061**	**7925**	**518**	**75**

Education Age

Region	04-05 Years	06-11 Years	12-18 Years	Total
Adamaoua	4098	11863	12776	**28737**
Est	10916	31859	32984	**75759**
Estuaire	1	8	15	**24**
Haut-Ogooue		4	8	**12**
Littoral	702	2614	2628	**5944**
Mai-Ndombe		2	3	**5**
Nord	2569	8807	7426	**18802**
Nord-Ouest		17	35	**52**
Ogooue-Maritime			2	**2**
Ouest		3		**3**
Sud	6	5	4	**15**
Sud-Ouest	3	55	195	**253**
Total	**18295**	**55237**	**56076**	**129608**

Sites / Camp	Female	Male
Mbile Site	4878	4509
Lolo Site	4338	4122
Site du 15 Avril	3941	3614
Borgop Site	3581	3046
Site de Bouemba	3143	2900
Timangolo Site	1879	1768
Ngam Site	1573	1339
Ngarisingo Site	552	554

Repartition par Tranche d'age et par Sexe

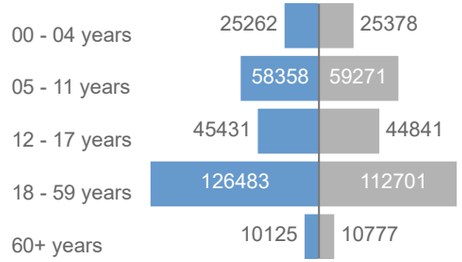

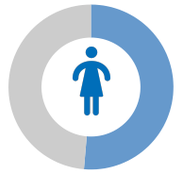

50% Of refugees are women and girls

51% Of refugees are children

Country of Origin	Total
Central African Republic	322585
Nigeria	126964
Democratic Republic of the Congo	31840
Niger	11303
Chad	4410
Rwanda	3678
Sudan	1142
Mali	822
Guinea	381
Burundi	177
Burkina Faso	122
Congo, Republic of the	121
Cameroon	101

Niveau d'étudesID by Education

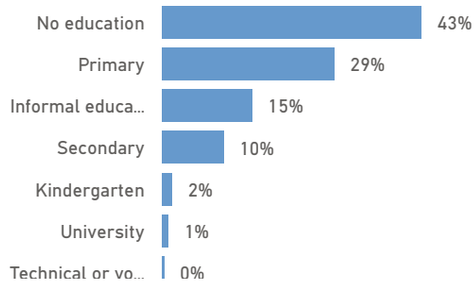

Personnes à Besoin Spécifiques	Female	Male	Total
Child at risk	17698	13637	31
Woman at risk	18076	10	18
Single parent	14893	1331	16
Older person at risk	6995	6150	13
Disability	5732	6455	12
Serious medical condition	6579	5082	11
Unaccompanied or separated child	4160	3427	7
SGBV	2292	115	2
Torture	219	336	5

UNHCR CAMEROON MONTHLY UPDATES

KEY HIGHLIGHTS May 2026

Source des données des réfugiés: Gouvernement du Cameroun avec le support du HCR ::

Contact for more info DIMA Unit Cameroon ***cmr_yaim@unhcr.org***

UNHCR Cameroon needs to support refugees, asylum seekers, and internally displaced persons (IDPs) in the country. This update provides detailed demographic, socio-economic, and educational data, as well as information on persons with specific needs, underscoring the complex and multifaceted nature of the refugee and IDP crisis in Cameroon. The monthly update highlights the demographic diversity, educational and occupational challenges, and specific needs of the displaced populations. The data emphasizes the importance of targeting interventions and creating support mechanisms to address the varied and pressing needs of these vulnerable groups. The Cameroonian government and international organizations must collaborate to provide necessary aid and ensure the well-being of these populations.

Population Overview:

Refugees and Asylum Seekers: Cameroon hosts 412,365 refugees and 20,761 asylum seekers.
Internally Displaced Persons (IDPs): The country has 1,004,257 IDPs, with an additional 790,842 returnees.
Major Countries of Origin: Refugees primarily come from the Central African Republic 286,825 , Nigeria 126,957 , Chad 4,309 , and Niger 11,290.

Demographic Distribution:

A significant portion of the refugees are women and children. Specifically, 52% of the refugee population are women and girls, and 51% are children.
Age Groups: Refugees are categorized into various age groups, with notable populations in the 0-4, 5-11, 12-17, 18-59, and 60+ age ranges.

Education Levels:

The educational attainment of refugees varies, with 46% having no education, 27% having primary education, and smaller percentages having informal, secondary, university, or technical/vocational education.

Occupations:

47% of refugees are engaged in various occupations such as homemakers, traders, drivers, pensioners, maneuvers, and breeders. 17% are students, 14% are unemployed, and 9% are farmers.

Ethnicity and Religion:

Ethnicity: The majority of ethnicities are Peulh 44% , Kanuri 12% .
Religion: The religious makeup includes 74% Muslims, 24% Christians, and 2% others.

Persons with Specific Needs:

Categories: There are several categories of persons with specific needs including children at risk, women at risk, single parents, older persons, unaccompanied or separated children, and persons with disabilities.
Top Concerns: The highest numbers are children at risk of not attending school 26,811 , individuals with vision disabilities 5,143 , and older persons with children 3,215 .

Legal and Marital Status:

Legal Status: Refugees and asylum seekers are categorized based o their arrival years, with significant influxes noted in 2014 and subsequent years. Marital Status: The majority of the refugee population is single 67% , followed by married individuals 25%.

Regional distribution:

The distribution of refugees and IDPs across various regions in Cameroon shows significant numbers in different regions. The East region hosts the largest refugee population with 163,453 individuals. The Far-North has 122,431 refugees, while Adamaoua has 57,295 . The North region accommodates 37,501 refugees, and the Centre has 27,291 . The Littoral region has 23,018 refugees.

Challenges and Needs:

UNHCR MCO in Cameroon grapples with significant challenges in managing and supporting its large refugee and internally displaced populations. Due to increasing global crises, UNHCR Cameroon faces immense strain, with regions like the East and Extreme-Nord hosting 163,453 and 122,431 refugees respectively, the strain on resources is immense. These populations include a high percentage of children and women, requiring specialized services such as education, healthcare, and protection. The diverse educational levels among refugees, ranging from no education to university, indicate a need for comprehensive educational programs. Additionally, significant numbers of refugees are unemployed or engaged in low-income occupations, highlighting the necessity for vocational training and employment opportunities. The presence of vulnerable groups, such as unaccompanied children, single parents, and individuals with disabilities, further underscores the urgent need for targeted humanitarian aid and robust social support systems to address their specific needs and ensure their well-being.

UNHCR CAMEROON IN A GLANCE

May 2026

Central African | Nigeria | IDP Far North | IDP NWSW | Other Refugees

Population Type	Region	Zone	Owning Office
All	All	All	All

2,228,225
Total of Persons we serve

412,365
Refugee

20,761
Asylum Seeker

1,004,257
Internally Displaced

790,842
Returnees IDP

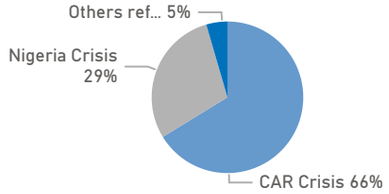

Distribution by crisis

52% Of refugees are women and girls

51% Of refugees are children

57% Of IDPs are children

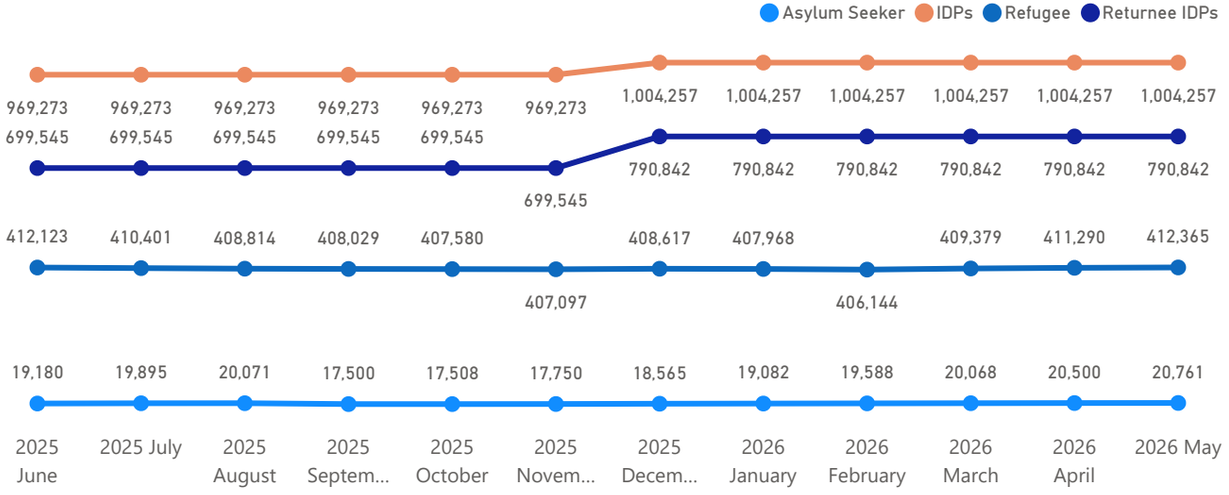

Refugee and Asylum Seeker by Department

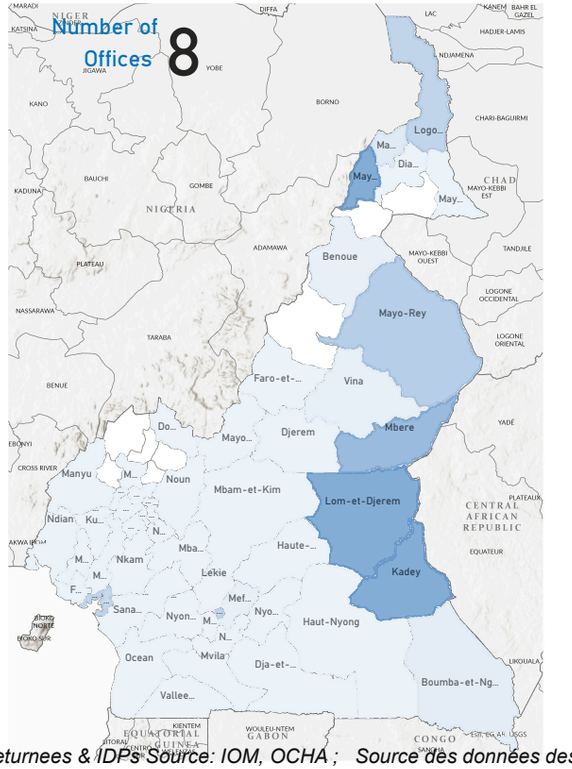

IDPs by Department

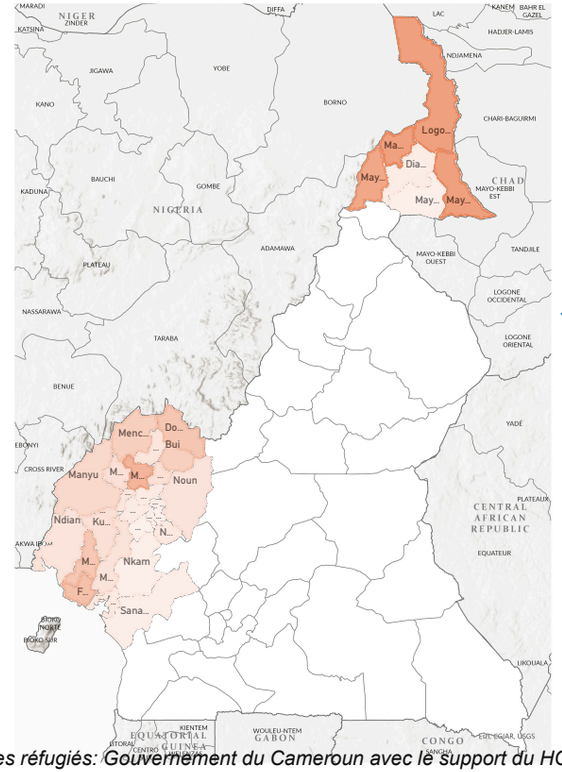

Top 5 countries with refugees and asylum seekers

Central African Repu... 286,825	Niger 11,290
Nigeria 126,957	Rwanda 445
Chad 4,309	Mali 816
Others Nati... 1,899	Soudan 824

Number of years spent in Cameroon

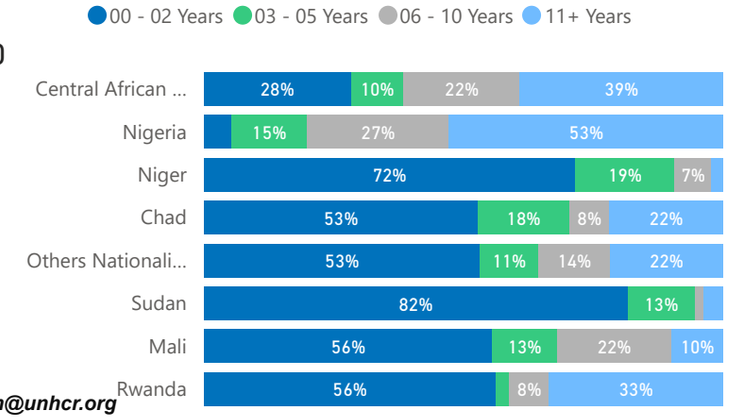

Returnees & IDPs Source: IOM, OCHA ; Source des données des réfugiés: Gouvernement du Cameroun avec le support du HCR :: Contact for more info DIMA Unit Cameroon ***cmr_yaim@unhcr.org***

DEMOGRAPHIC POPULATION IN CAMEROON

May 2026

Central African | Nigeria | Other Refugees

Legal Status: Asylum Seeker | Refugee

Site/Camp: In Site/Camp | Out of Site/Camp

201,693
School age children

Region: All

Commune: All

Zone: All

Owning Office: All

Department: All

Population distribution (gender and age group)

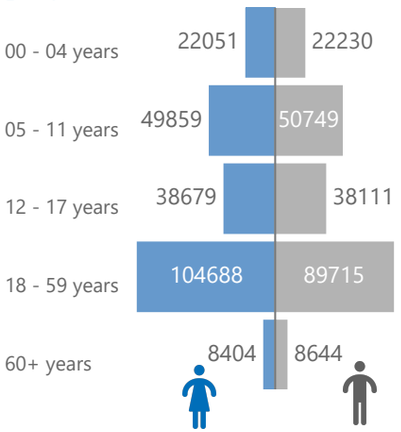

Education Level

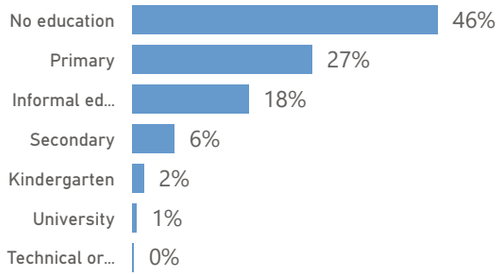

Ethnicity

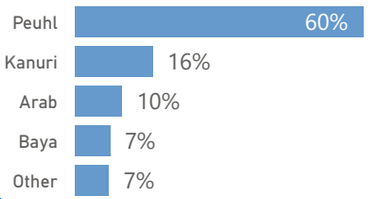

Refugees by age group

Region	00 - 04 years Female	00 - 04 years Male	05 - 11 years Female	05 - 11 years Male	12 - 17 years Female	12 - 17 years Male	18 - 59 years Female	18 - 59 years Male	60+ years Female	60+ years Male	Total
Est	8398	8474	18235	18992	14677	14560	42193	31356	3202	3366	**163453**
Extreme-Nord	7313	7276	15986	15816	12163	11788	27524	19338	2639	2588	**122431**
Adamaoua	2815	2820	6798	7066	5660	5679	14580	9256	1348	1273	**57295**
Nord	1967	2011	5037	5065	3400	3323	9447	5761	800	690	**37501**
Centre	1042	1052	2417	2345	1638	1508	6475	10246	220	348	**27291**
Littoral	496	567	1347	1413	1050	1139	4076	12460	149	321	**23018**
Sud-Ouest	3	4	26	30	76	92	295	987	33	41	**1587**
Nord-Ouest			5	12	11	19	64	76	12	5	**204**
Sud	4	2	4	4	1	1	19	104		11	**150**
Ouest		3	2	1			4	82		1	**93**
Total	**22038**	**22209**	**49857**	**50744**	**38676**	**38109**	**104677**	**89666**	**8403**	**8644**	**433023**

Site/Camp	Female	Male	Total
Minawao Camp	43619	37608	**81227**
Gado Site	8483	7470	**15953**
Mbile Site	4878	4509	**9387**
Lolo Site	4337	4122	**8459**
Borgop Site	3581	3046	**6627**
Timangolo Site	1878	1768	**3646**
Ngam Site	1573	1339	**2912**
Ngarisingo Site	552	554	**1106**
Secteur 2 Bloc 14		1	**1**
Total	**68901**	**60417**	**129318**

Marital Status	Percentage
Single	67.11%
Married	25.17%
Widowed	3.57%
Divorced	1.78%
Common Law Married	0.75%
Separated	0.69%
Unknown	0.57%
Engaged	0.35%
Partnership	0.01%

Year of arrival of refugees

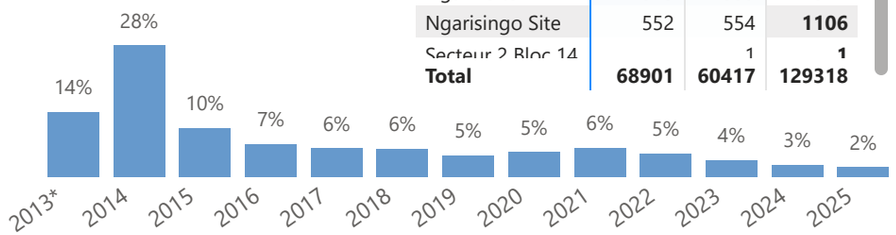

Education Age

Region	04-05 Years Female	04-05 Years Male	06-11 Years Female	06-11 Years Male	12-18 Years Female	12-18 Years Male	Total
Adamaoua	1986	2110	5830	6026	6406	6367	**28725**
Centre	641	652	2080	2032	1880	1751	**9036**
Est	5464	5450	15561	16292	16525	16459	**75751**
Extreme-Nord	4440	4379	13804	13640	13761	13324	**63348**
Littoral	285	358	1197	1230	1187	1435	**5692**
Nord	1252	1317	4416	4391	3766	3659	**18801**
Nord-Ouest			5	12	14	21	**52**
Ouest			2	1			**3**
Sud	2	3	2	3	1	3	**14**
Sud-Ouest		3	26	29	90	105	**253**
Total	**14070**	**14272**	**42923**	**43656**	**43630**	**43124**	**201675**

*Returnees & IDPs Source: IOM, OCHA ; Source des données des réfugiés: Gouvernement du Cameroun avec le support du HCR:: * Arrived before 2013:: Contact for more info DIMA Unit Cameroon* ***cmr_yaim@unhcr.org***

PERSONS WITH SPECIFIC NEEDS IN CAMEROON

May 2026

Source des données des réfugiés: Gouvernement du Cameroun avec le support du HCR ::
Contact for more info DIMA Unit Cameroon ***cmr_yaim@unhcr.org***

Central African | Nigeria | Other Refugees

Owning Office: All

Region: All | Department: All | Commune: All | Zone: All

Areas of Responsibility

Child Protection | General Protection | SGBV

154,827 Person with Specific Needs

Gender

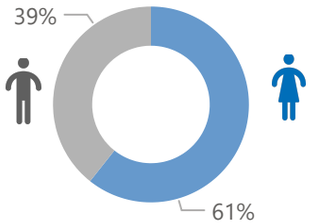

Male | Female

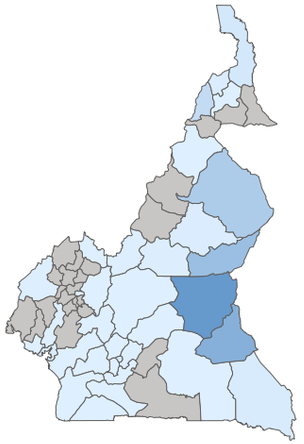

Person with Specific Needs

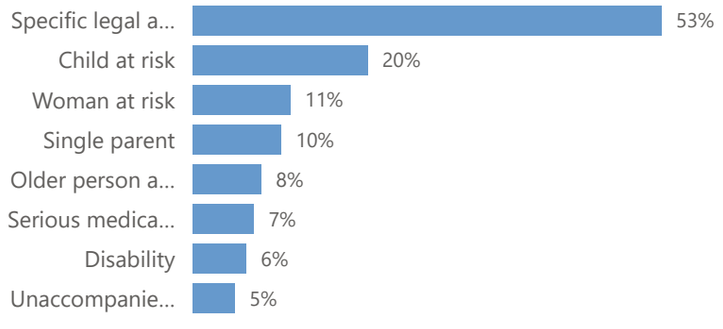

30,345 Child at Risk

SPN Sub Category	# Refugee
Child at risk of not attending school	29150
Child with special education needs	625
Child parent	324
Child spouse	300
Teenage pregnancy	92
Child engaged in other forms of child labour	63
Child carer	61
Child engaged in worst forms of child labour	29
No legal documentation	10
Child associated with armed forces or groups	7

10,632 Serious Medical Condition

SPN Sub Category	# Refugee
Other medical condition	6503
Chronic illness	2514
Malnutrition	639
Difficult pregnancy	550
Critical medical	424
Mental illness	257
Addiction	25
Woman at risk	18
Emotions and behavior	3
Vision	3

2,167 SGBV

SGBV	Refugee
Victim/Survivor of SGBV in country of asylum	822
Threat of forced marriage	531
Victim/Survivor of SGBV in country of origin	302
Survival sex	224
Victim/Survivor of SGBV in country of asylum	202

9,288 Disability

SPN Sub Category	# Refugee
Vision	4046
Hearing	1603
Lower Body Mobility	1476
Emotions and behavior	1298
Communication	834
Upper Body Mobility	424
Physical disability - moderate	157
Visual impairment (including blindness)	70
Remembering and concentrating	49
Mental disability - moderate	47

15,350 Single Parent

(Top 10) Single Parent	# Refugee
Single HR - parent	13916
Single HR - caregiver	902
Single HR - grandparent	640
Woman at risk	13
Single woman at risk	9
Child parent	3
No legal documentation	2
Single older person	2
Child at risk of not attending school	1
Older person with children	1

279 Family Unity

Family Unity Sub-Category	# Refugee
Family reunification required	233
Tracing required	46

11,902 Older at Risk

Older Person at Risk	# Refugee
Older person with children	5792
Older person unable to care for self	4507
Single older person	2139
No legal documentation	2
Woman at risk	2
Single HR - grandparent	1
Single HR - parent	1
Single woman at risk	1

7,309 Unaccompanied or separated child

(Top 6) Unaccompanied or separated child	# Refugee
Separated child	6689
Unaccompanied child	594
Child headed household	42
Child in institutional care	26
Child in foster care	16
No legal documentation	5

16,926 Woman at Risk

(Top 4) Single Parent Sub-Category	# Refugee
Woman at risk	9370
Single woman at risk	3273
Single HR - parent	10
Lactating	4550

SOCIO-ECONOMICS DATA OF REFUGEES IN CAMEROON

May 2026

Source des données des réfugiés: Gouvernement du Cameroun avec le support du HCR :

Contact for more info DIMA Unit Cameroon ***cmr_yaim@unhcr.org***

Central African | Nigeria | Other Refugees

Region: All

Zone: All

Owning Office: All

Male | Female

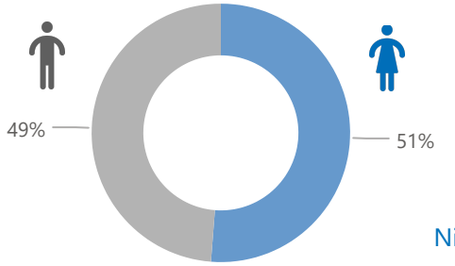

Occupation

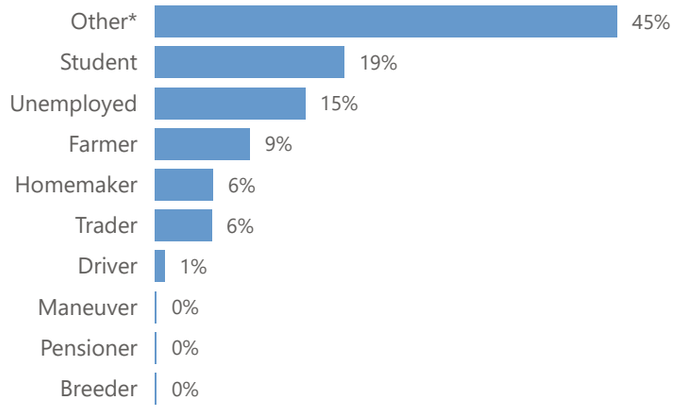

Registration Reason

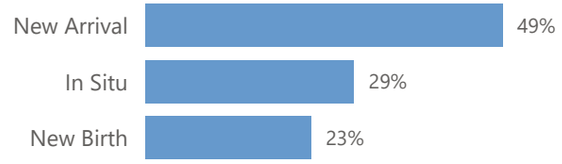

Religion

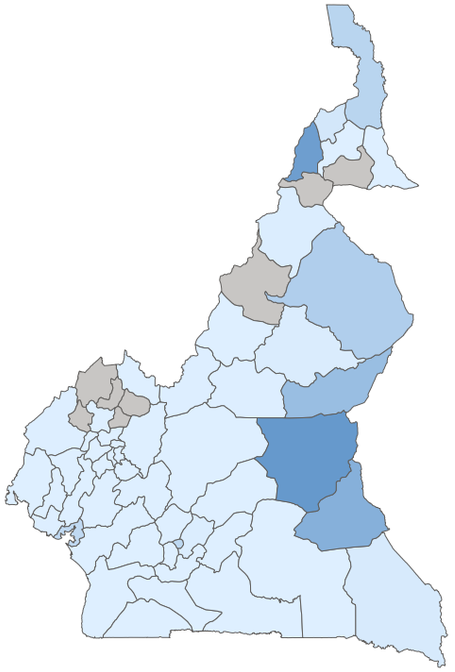

Central African

Occupations	Adamaoua	Centre	Est	Extreme-Nord	Littoral	Nord	Sangha-Mbaér
Other*	17965	9641	58504	9	5626	5839	
Student	15033	4384	30710	1	3566	7458	
Unemployed	7332	2013	34317	1	891	11429	
Farmer	8693	862	13991	1	338	6782	
Homemaker	4083	1233	15294		1020	1719	
Trader	2836	1325	8275	1	1103	1376	
Driver	426	242	2159	1	438	237	
Maneuver	11	21	52		6	2	
Pensioner	12	3	52		3	2	
Breeder	25		11			28	

Nigeria

Occupations	Adamaoua	Centre	Est	Extreme-Nord	Littoral	Nord	**Total**
Other*	295	265	7	93584	53	1131	**95335**
Student	188	37		10910	6	448	**11589**
Farmer	26	5		7892	3	755	**8681**
Homemaker	51	11	2	4519	2	102	**4687**
Trader	34	108	2	2503	20	10	**2677**
Unemployed	171	78	1	2348	11		**2609**
Driver	6	6		510	3		**525**
Pensioner	2			24			**26**
Maneuver				11			**11**
Breeder				9			**9**

Other Nationalities

Occupations	Adamaoua	Centre	Est	Extreme-Nord	Littoral	Nord	**Total**
Other*	55	3491	43	44	5016	47	**8696**
Trader	4	1167	11	9	2492	5	**3688**
Unemployed	31	1023	16	19	1072	85	**2246**
Student	24	1339	11	30	492	23	**1919**
Farmer	2	169	11		795	13	**990**
Homemaker	15	356	5	6	159	15	**556**
Driver		92	1	4	129	2	**228**
Maneuver	1	8			58	2	**69**