UNHCR
The UN Refugee Agency

SUDAN

Eritrean Refugees Overview in Sudan

as of 31 May 2026

Eritrean Refugees and Asylum-seekers

136,823 Individuals

50,675 Households

3 Average Family Size

Population Distribution

83% of population live in camps

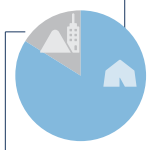

17% of population live out of camps

Persons With Disabilities

2,847

2% of Eritrean registered population are persons with disabilities

* Unaccompanied and Separated Children[1]

472

Despite the ongoing conflict that began in April 2023,Sudan continues to host a substantial number of refugees, totaling 868,075 as of May 2026, Eritrean refugees represent (16%) of this total population.

The conflict has also led to internal displacement, with 273,064 refugees self-relocating within Sudan, primarily moving from Khartoum to other states. In terms of living conditions of the Eritrean refugees, 83% of the refugees are accommodated in camps, while the remaining 17% live outside of these facilities. The refugee population is almost evenly split in terms of gender, with females accounting for 54% and males making up the remaining 46%.

Registration Status

91% **124,960** Individual registration

0.2% **600** Household registration

8% **11,263** Un-registered

Registration Statistics Since 2018

Total Registered 43,426

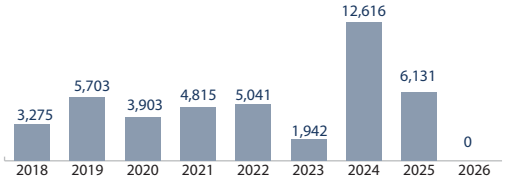

Eritrean Refugees and Asylum-seekers Per State

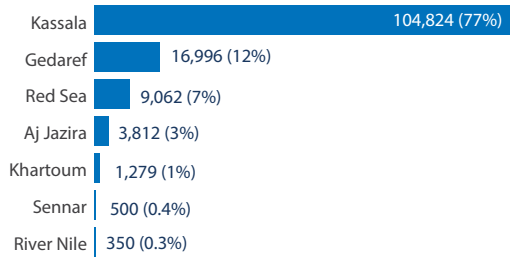

Age-gender Breakdown[2]

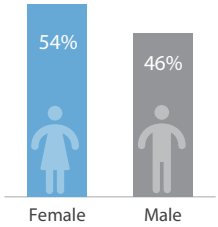

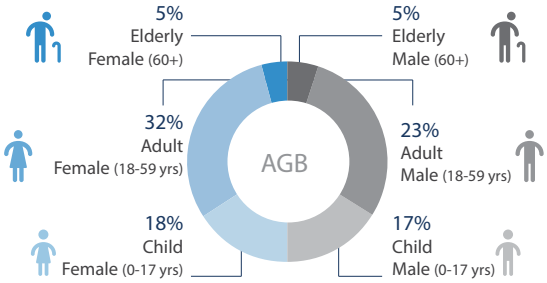

New Arrivals Trends (2018 - 2026)

47,756 Total arrivals since 2018

729 Total arrivals in 2026

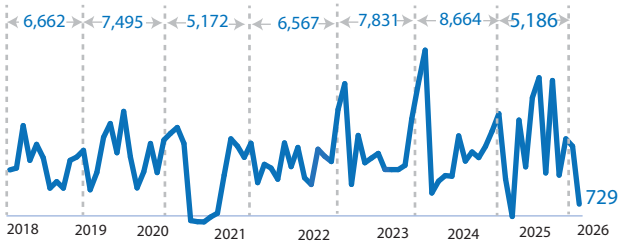

[2]Population distribution statistics are based on registered individuals only.

*[1] Registration team conducted verification/revision exercise of UASC figures, all cases exceed 18 year old been excluded.

Sources: UNHCR, Commission of Refugees (CoR), UNICEF

State	Locality	Refugee Camps	Total Eritrean Refugees
Kassla	Reifi Wad Elhilaiw	Shagarab 1	38,655
		Shagarab 2	13,390
		Shagarab 3	7,944
		Abuda	4,200
	Reifi Khashm Elgirba	Girba	6,792
		Kilo 26	9,484
	Reifi Kassla	Wad Sherife	18,760
Gedaref	Al Fashaga	Um Gargur	14,587
	Mafaza	Tenedba	53
	Galabat Ash-shargiah	Um Rakuba	33
Total		*	113,898

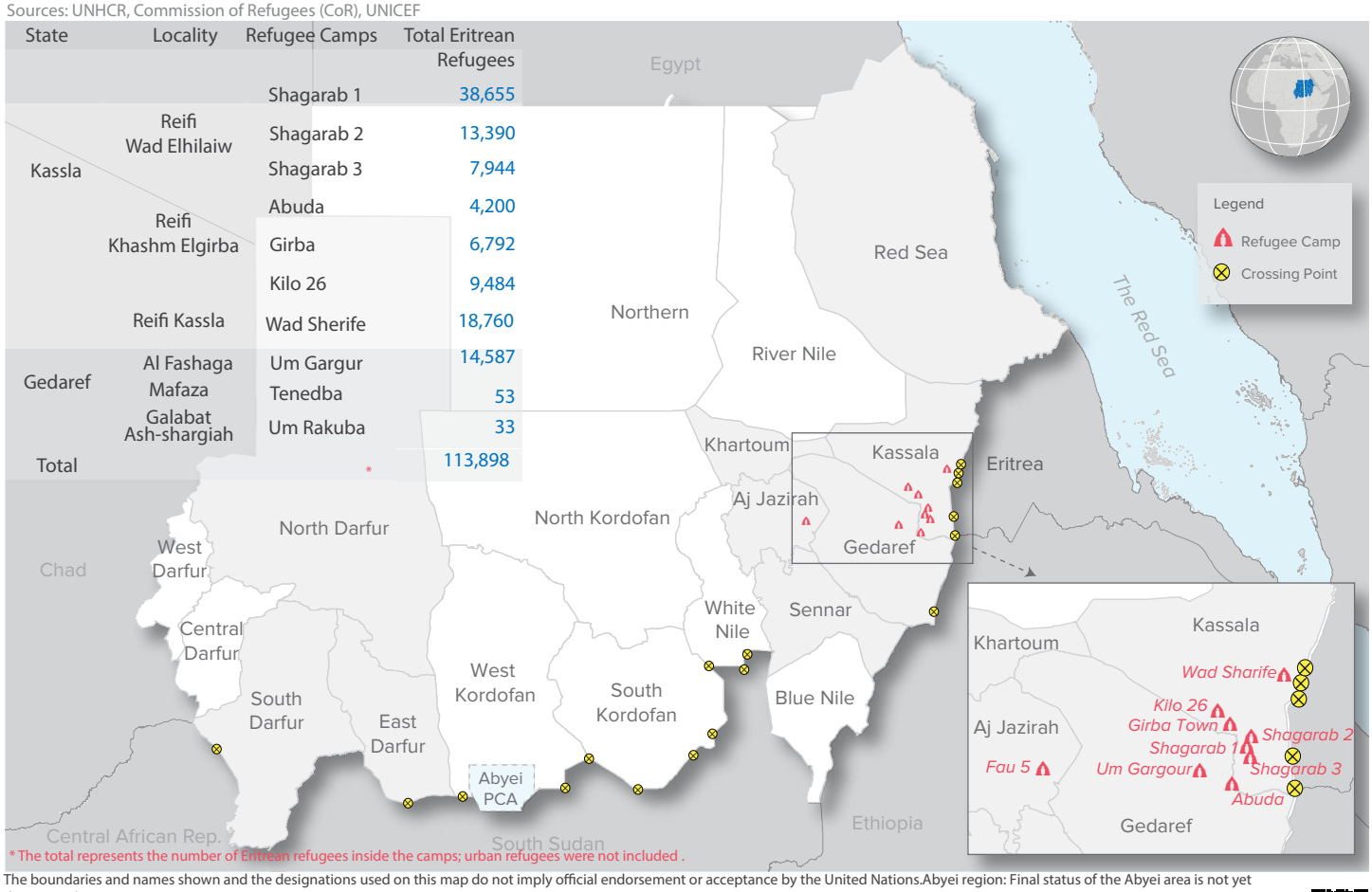

* The total represents the number of Eritrean refugees inside the camps; urban refugees were not included .

The boundaries and names shown and the designations used on this map do not imply official endorsement or acceptance by the United Nations.Abyei region: Final status of the Abyei area is not yet determined.

This document and further information are available on UNHCR Sudan data-portal, please click on the link https://data2.unhcr.org/en/country/sdn, or scan the QR code.

For Feedback Contact: UNHCR - Sudan, Information Management Unit, SUDKHIM@unhcr.org