UNHCR
The UN Refugee Agency

SUDAN

South Sudanese Refugees in Sudan

as of 31 May 2026

South Sudanese Refugees and Asylum-seekers[1]

644,925 Individuals

195,432 Households

3 Average Family Size

Registration Status

469,018 Individual registration

58,463 Household registration

117,444 Un-registered

73% Individual registration

9% Household registration

18% Un-registered

Population Distribution

64% of population live in camps

36% of population live out of camps

Persons with Disabilities

13,018

2% of registered population are persons with disabilities

Unaccompanied and Separated Children

12,051

Monthly Arrival Trends (2016-2026)

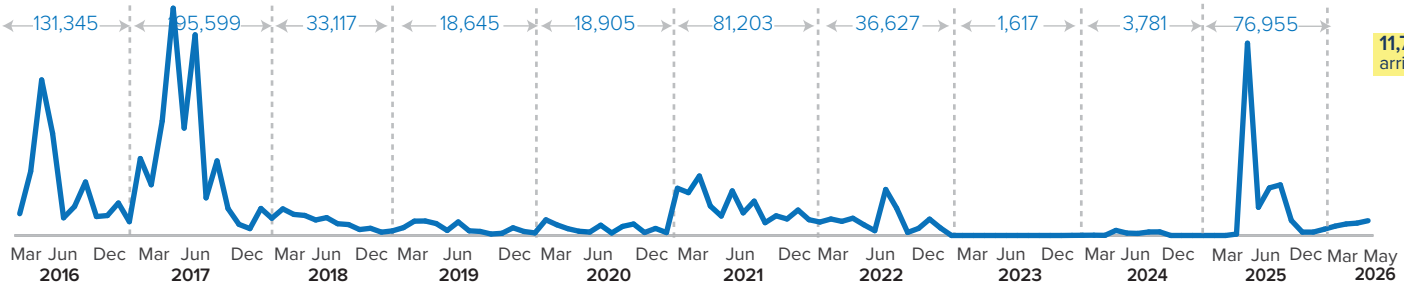

11,777 Total arrivals in 2026

[1] *Total number of refugees is the sum of UNHCR/ Commissioner of Refugees (CoR) registered population and Immigration and Passport Police (IPP) registered & unregistered refugees. Government sources estimate a total of 1.3 million South Sudanese refugees in Sudan; however, these data require verification.*

Age-gender Breakdown[2]

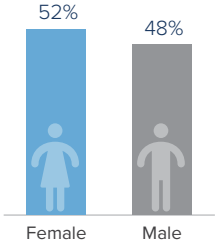

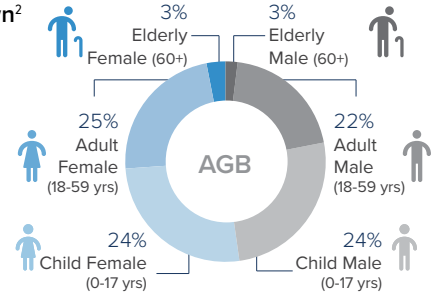

Reproductive- age Women/Girls[2]

58% Females in reproductive-age (13-49 yrs)

Household Distribution[2]

57%

57% Women headed-household

0.33% Children headed-household

School-age Children[2]

41%

29% Primary school age children (6-13 yrs)

12% Secondary school age children (14-17 yrs)

[2] Population distribution statistics are based on registered individuals only

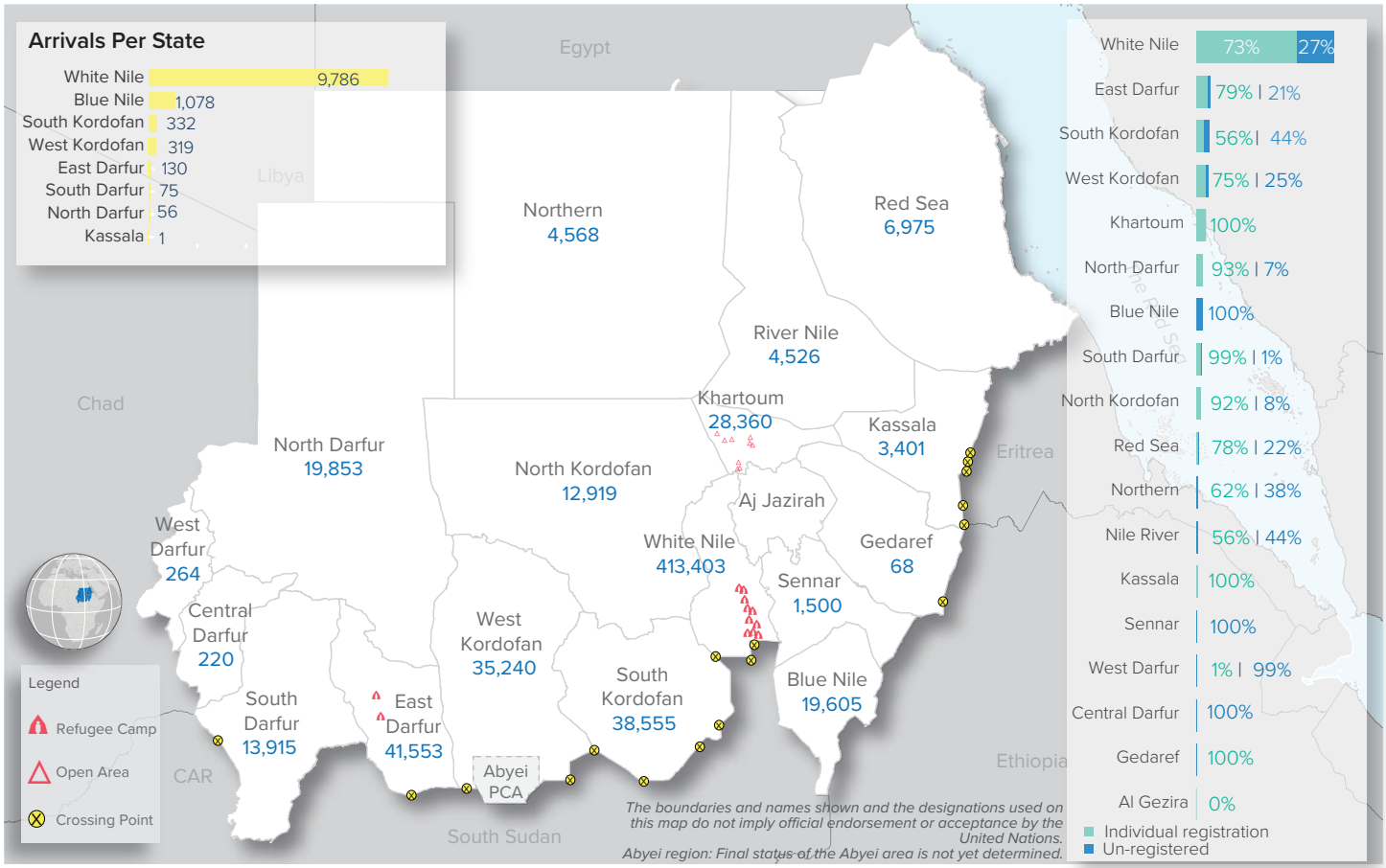

This document and further information are available on UNHCR Sudan data-portal, please click on the link https://data2.unhcr.org/en/country/sdn, or scan the QR code.
For Feedback Contact: UNHCR - Sudan, Information Management Unit, SUDKHIM@unhcr.org