Uganda Country Refugee Response Plan (UCRRP)
Critical Indicator Tracking Matrix - **Nyumanzi Reception Centre**

For the reporting period of: *24/04/2026 - 30/04/2026*

New arrivals

2,035
Arrivals since Jan 2025

128
Arrivals in the last reporting week

Occupancy

24%
The center is operating within capacity, accomodating a population of
244 compared to its capacity of
1,000 individuals

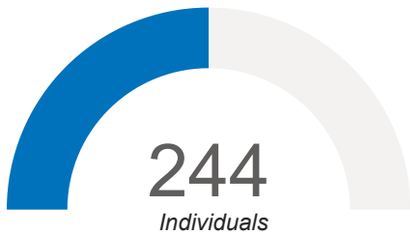

Daily new arrivals

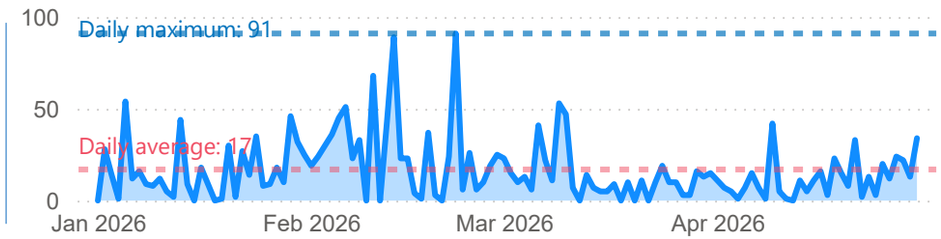

Sector	Indicator	Indicator Description / Standard	Target / Standard	Current status	What is being done - Comments	Status
Food	Food (Kilocalories/Person/Day)	2,100 kilo calories - The 2,100 kilocalories per person per day standard ensures basic energy and nutritional needs are met, typically provided through three balanced meals within the centres.	2,100	2,100	New arrivals at this reception centre are receiving 3 hot meals a day.	Gap: No
Health	% Of Arrivals Medically Screened	100 per cent	100	100	All individuals screened prior to registration. No disease outbreak was reported.	Gap: No
	Crude Mortality Rate	1 death/10000/day	1	0	No death was reported during the week.	Gap: No
	Measles Vaccine Coverage Rate	100 per cent	95	100	59 children were vaccinated against measles. There are adequate vaccines, vaccine supplies and commodities available.	Gap: No
	Skilled Birth Attendance	100 per cent	100	0	No emergency delivery was conducted	Gap: No
	Under Five Mortality Rate	2 deaths/10000/day	2	0	No death was reported during the week.	Gap: No
Nutrition	Global Acute Malnutrition Rate	< 10%	10	17	29 children were screened for malnutrition and 7 of them were found to be malnourished.	Gap: Yes
	Severe Acute Malnutrition Rate	< 2%	2	3	29 children were screened for malnutrition and 3 of them were found to be severely malnourished.	Gap: Yes
Protection	% Of Persons Individually Registered	100 per cent of the new arrivals should be registered in ProGres V4	100	1	Registration activities are progressing smoothly, though currently not at 100%.	Gap: Yes
Shelter	Accomodation Space	3.5 SQM/person (Has holding capacity of 1,000 individuals)	1,000	244	The transit centre is operating within capacity.	Gap: No
WASH	Bathing Facilities	One facility per 50 people	5	64	No gap	Gap: No
	Health Promoters Per Refugees	One for 500	1	6	No gap	Gap: No
	Latrine Coverage	One latrine stance for 20 persons	12	73	No gap	Gap: No
	Water Coverage	Min of 15 litres/person/day	15	148	No gap	Gap: No

Indicates that there's a gap *Indicates that there's no gap*

Uganda Country Refugee Response Plan (UCRRP)
Critical Indicator Tracking Matrix - **Nyakabande Transit Centre**

For the reporting period of: *24/04/2026 - 30/04/2026*

New arrivals

4,566
Arrivals since Jan 2025

814
Arrivals in the last reporting week

Occupancy

19%
The center is operating within capacity, accomodating a population of
275 compared to its capacity of
1,420 individuals

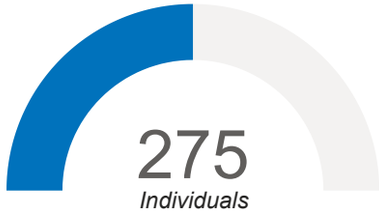

Daily new arrivals

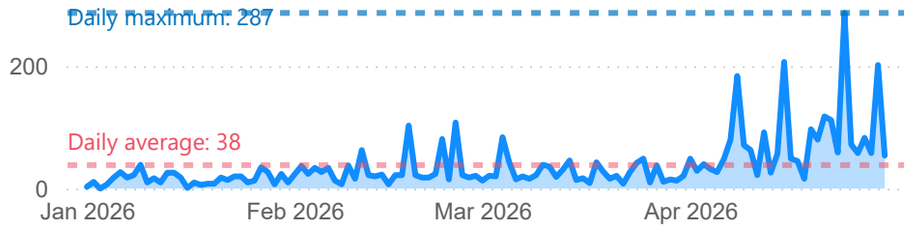

Sector	Indicator	Indicator Description / Standard	Target / Standard	Current status	What is being done - Comments	Status
Food	Food (Kilocalories/Person/Day)	2,100 kilo calories - The 2,100 kilocalories per person per day standard ensures basic energy and nutritional needs are met, typically provided through three balanced meals within the centres.	2,100	2,100	New arrivals at this transit centre are receiving 3 hot meals a day.	
Health	% Of Arrivals Medically Screened	100 per cent	100	100	All individuals screened prior to registration. No disease outbreak was reported.	
	Crude Mortality Rate	1 death/10000/day	1	0	No death was reported this week.	
	Measles Vaccine Coverage Rate	100 per cent	95	100	155 children were vaccinated against measles. There are adequate vaccines, vaccine supplies and commodities available.	
	Skilled Birth Attendance	100 per cent	100	0	No emergency delivery was conducted	
	Under Five Mortality Rate	2 deaths/10000/day	2	0	No death was registered among children under 5 years during the week.	
Nutrition	Global Acute Malnutrition Rate	< 10%	10	16	109 children were screened of whom 17 were identified as moderately malnourished and enrolled in treatment.	
	Severe Acute Malnutrition Rate	< 2%	2	2	109 children were screened for malnutrition and 2 were severely malnourished child was detected.	
Protection	% Of Persons Individually Registered	100 per cent of the new arrivals should be registered in ProGres V4	100	98	Registration activities are progressing smoothly, though currently not at 100%.	
Shelter	Accomodation Space	3.5 SQM/person (Has holding capacity of 1,420 individuals)	1,420	275	The transit centre is operating within capacity.	
WASH	Bathing Facilities	One facility per 50 people	6	23	No gap	
	Health Promoters Per Refugees	One for 500	1	7	No gap	
	Latrine Coverage	One latrine stance for 20 persons	14	95	No gap	
	Water Coverage	Min of 15 litres/person/day	15	80	No gap	

Indicates that there's a gap *Indicates that there's no gap*

Uganda Country Refugee Response Plan (UCRRP)
Critical Indicator Tracking Matrix - **Matanda Transit Centre**

For the reporting period of: *24/04/2026 - 30/04/2026*

New arrivals

263
Arrivals since Jan 2025

13
Arrivals in the last reporting week

Occupancy

13%
The center is operating within capacity, accomodating a population of
120 compared to its capacity of
900 individuals

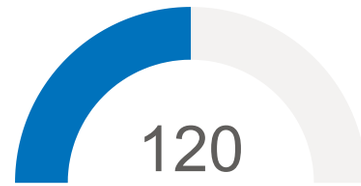

Daily new arrivals

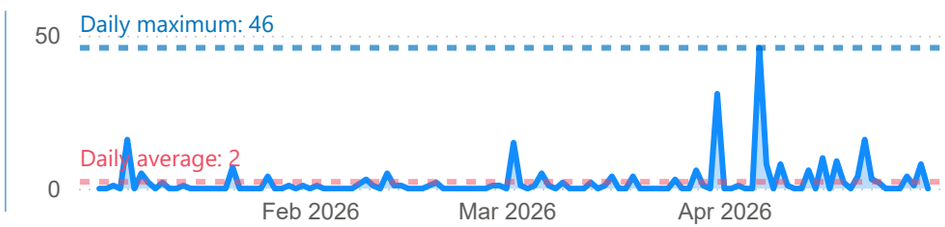

Sector	Indicator	Indicator Description / Standard	Target / Standard	Current status	What is being done - Comments	Status
Food	Food (Kilocalories/Person/Day)	2,100 kilo calories - The 2,100 kilocalories per person per day standard ensures basic energy and nutritional needs are met, typically provided through three balanced meals within the centres.	2,100	2,100	New arrivals at this transit centre are receiving 3 hot meals a day.	
Health	% Of Arrivals Medically Screened	100 per cent	100	100	All individuals screened prior to registration. No disease outbreak was reported.	
	Crude Mortality Rate	1 death/10000/day	1	0	No death was reported during the week.	
	Measles Vaccine Coverage Rate	100 per cent	95	100	7 children were vaccinated against measles.	
	Skilled Birth Attendance	100 per cent	100	0	No emergency delivery was conducted	
	Under Five Mortality Rate	2 deaths/10000/day	2	0	No death was reported during the week.	
Nutrition	Global Acute Malnutrition Rate	< 10%	10	8	12 children were screened for malnutrition and 1 was found malnourished	
	Severe Acute Malnutrition Rate	< 2%	2	0	12 children were screened for malnutrition but none was found severely malnourished	
Protection	% Of Persons Individually Registered	100 per cent of the new arrivals should be registered in ProGres V4	100	11	Registration activities are progressing smoothly, though currently not at 100%.	
Shelter	Accomodation Space	3.5 SQM/person (Has holding capacity of 900 individuals)	900	120	The transit centre is operating within capacity.	
WASH	Bathing Facilities	One facility per 50 people	2	25	No gap	
	Health Promoters Per Refugees	One for 500	1	2	No gap	
	Latrine Coverage	One latrine stance for 20 persons	6	25	No gap	
	Water Coverage	Min of 15 litres/person/day	15	333	No gap	

Indicates that there's a gap *Indicates that there's no gap*

Uganda Country Refugee Response Plan (UCRRP)
Critical Indicator Tracking Matrix - **Kiryandongo Reception Centre**

For the reporting period of: *24/04/2026 - 30/04/2026*

New arrivals

1,119
Arrivals since Jan 2025

15
Arrivals in the last reporting week

Occupancy

96%
The center is operating within capacity, accomodating a population of
501 compared to its capacity of
521 individuals

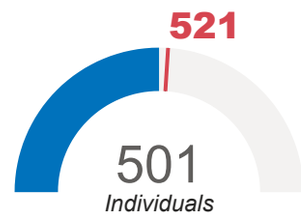

Daily new arrivals

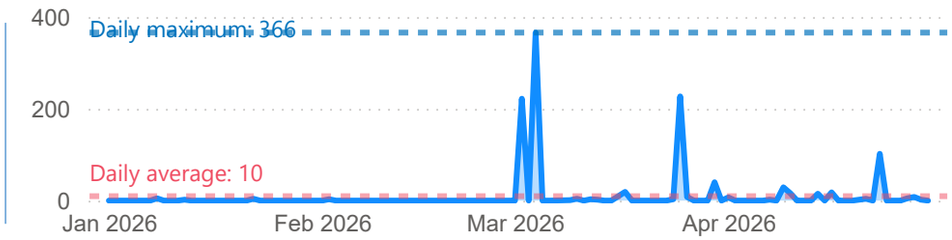

Sector	Indicator	Indicator Description / Standard	Target / Standard	Current status	What is being done - Comments	Status
Food	Food (Kilocalories/Person/Day)	2,100 kilo calories - The 2,100 kilocalories per person per day standard ensures basic energy and nutritional needs are met, typically provided through three balanced meals within the centres.	2,100	2,100	New arrivals at this reception centre are receiving 3 hot meals a day.	
Nutrition	Global Acute Malnutrition Rate	< 10%	10	11	37 children were screened for malnutrition and 4 of them were found to be malnourished.	
	Severe Acute Malnutrition Rate	< 2%	2	0	37 children were screened for malnutrition and none of them was found to be severely malnourished.	
Shelter	Accomodation Space	3.5 SQM/person (Has holding capacity of 300 individuals)	521	501	The reception centre is operating within capacity.	
WASH	Bathing Facilities	One facility per 50 people	10	11	No gap	
	Health Promoters Per Refugees	One for 500	1	2	No gap	
	Latrine Coverage	One latrine stance for 20 persons	25	28	No gap	
	Water Coverage	Min of 15 litres/person/day	15	60	No gap	

Note: *Health indicators are screened at the transit centres and therefore not repeated at the reception centre.*

Indicates that there's a gap *Indicates that there's no gap*

Uganda Country Refugee Response Plan (UCRRP)
Critical Indicator Tracking Matrix - **Lokung Collection Point**

For the reporting period of: *24/04/2026 - 30/04/2026*

New arrivals

3,529
Arrivals since Jan 2025

376
Arrivals in the last reporting week

Occupancy

123%
The center is operating over capacity, accomodating a population of
613 compared to its capacity of
500 individuals

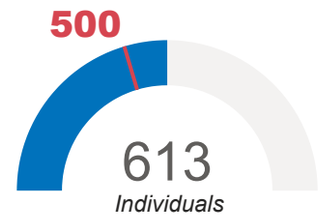

Daily new arrivals

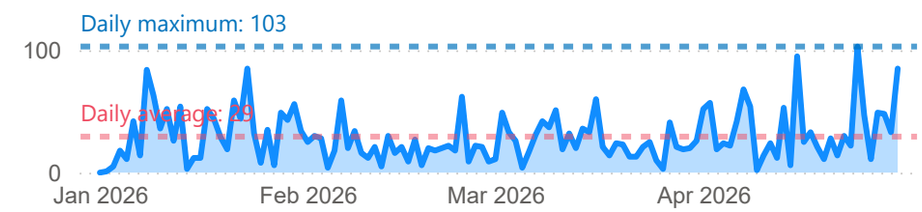

Sector	Indicator	Indicator Description / Standard	Target / Standard	Current status	What is being done - Comments	Status
Food	Food (Kilocalories/Person/Day)	2,100 kilo calories - The 2,100 kilocalories per person per day standard ensures basic energy and nutritional needs are met, typically provided through three balanced meals within the centres.	2,100	2,100	New arrivals at this reception centre are receiving 3 hot meals a day.	Gap
Health	% Of Arrivals Medically Screened	100 per cent	100	100	All individuals screened prior to registration. No disease outbreak was reported.	No gap
	Crude Mortality Rate	1 death/10000/day	1	0	No death was reported during the week among children.	No gap
	Measles Vaccine Coverage Rate	100 per cent	95	100	124 children were vaccinated against measles during the week.	No gap
	Skilled Birth Attendance	100 per cent	100	0	No emergency delivery was conducted	No gap
	Under Five Mortality Rate	2 deaths/10000/day	2	0	No death was reported during the week among children.	No gap
Nutrition	Global Acute Malnutrition Rate	< 10%	10	25	104 children were screened for malnutrition and 21 of them were found to be malnourished.	Gap
	Severe Acute Malnutrition Rate	< 2%	2	6	104 children were screened for malnutrition and 5 of them was found to be severely malnourished.	Gap
Protection	% Of Persons Individually Registered	100 per cent of the new arrivals should be registered in ProGres V4	100	25	Registration activities are progressing smoothly, though currently not at 100%.	Gap
Shelter	Accomodation Space	3.5 SQM/person (Has holding capacity of 430 individuals)	500	613	The collection point is operating at 123% occupancy capacity.	Gap
WASH	Bathing Facilities	One facility per 50 people	12	112	No gap	No gap
	Health Promoters Per Refugees	One for 500	1	4	No gap	No gap
	Latrine Coverage	One latrine stance for 20 persons	31	89	No gap	No gap
	Water Coverage	Min of 15 litres/person/day	15	16	No gap	No gap

Indicates that there's a gap *Indicates that there's no gap*

Uganda Country Refugee Response Plan (UCRRP)
Critical Indicator Tracking Matrix - **Bubukwanga Transit Centre**

For the reporting period of: *24/04/2026 - 30/04/2026*

New arrivals

1,467
Arrivals since Jan 2025

49
Arrivals in the last reporting week

Occupancy

26%
The center is operating within capacity, accomodating a population of
171 compared to its capacity of
650 individuals

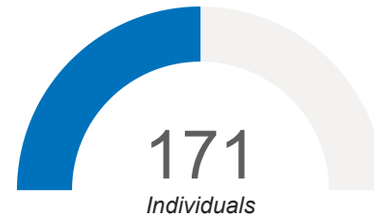

Daily new arrivals

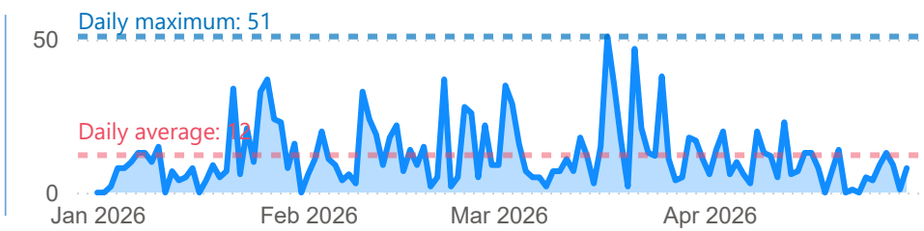

Sector	Indicator	Indicator Description / Standard	Target / Standard	Current status	What is being done - Comments	Status
Food	Food (Kilocalories/Person/Day)	2,100 kilo calories - The 2,100 kilocalories per person per day standard ensures basic energy and nutritional needs are met, typically provided through three balanced meals within the centres.	2,100	2,100	New arrivals at this reception centre are receiving 3 hot meals a day.	Green
Health	% Of Arrivals Medically Screened	100 per cent	100	100	All new arivals were screened medically and no disease of outbreak potential was registered	Green
	Crude Mortality Rate	1 death/10000/day	1	0	No death were reported during the week.	Green
	Measles Vaccine Coverage Rate	100 per cent	95	100	10 children were vaccinated against measles. There is adequate vaccine supply.	Green
	Skilled Birth Attendance	100 per cent	100	0	No emergency delivery was conducted	Green
	Under Five Mortality Rate	2 deaths/10000/day	2	0	No death were reported during the week.	Green
Nutrition	Global Acute Malnutrition Rate	< 10%	10	0	12 children were screened and none was found to be moderateely malnourished.	Green
	Severe Acute Malnutrition Rate	< 2%	2	0	12 children were screened and none was found to be severely malnourished.	Green
Protection	% Of Persons Individually Registered	100 per cent of the new arrivals should be registered in ProGres V4	100	54	Registration activities are progressing smoothly, though currently not at 100%.	Red
Shelter	Accomodation Space	3.5 SQM/person (Has holding capacity of 650 individuals)	650	171	The transit centre is operating within capacity.	Green
WASH	Bathing Facilities	One facility per 50 people	3	25	No gap	Green
	Health Promoters Per Refugees	One for 500	1	157	No gap	Green
	Latrine Coverage	One latrine stance for 20 persons	9	25	No gap	Green
	Water Coverage	Min of 15 litres/person/day	15	158	No gap	Green

Indicates that there's a gap *Indicates that there's no gap*

Indicator data: OPM, partners, UNHCR **Author:** UNHCR Representation in Uganda **Feedback:** ugakaimug@unhcr.org **For more info, please visit:** UCRRP Information Center

Uganda Country Refugee Response Plan (UCRRP)
Critical Indicator Tracking Matrix - **Kabazana Reception Centre**

For the reporting period of: 24/04/2026 - 30/04/2026

New arrivals

4,040
Arrivals since Jan 2025

873
Arrivals in the last reporting week

Occupancy

124%
The center is operating within capacity, accomodating a population of
1,854 compared to its capacity of
1,500 individuals

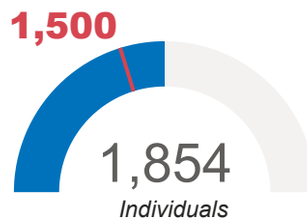

Daily new arrivals

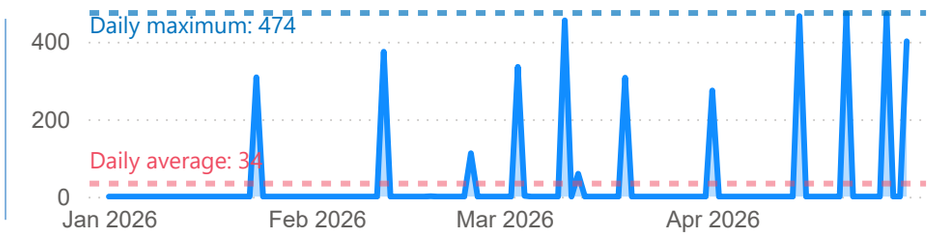

Sector	Indicator	Indicator Description / Standard	Target / Standard	Current status	What is being done - Comments	Status
Food	Food (Kilocalories/Person/Day)	2,100 kilo calories - The 2,100 kilocalories per person per day standard ensures basic energy and nutritional needs are met, typically provided through three balanced meals within the centres.	2,100	2,100	New arrivals at this reception centre are receiving 3 hot meals a day.	
Nutrition	Global Acute Malnutrition Rate	< 10%	10	22	187 children were screened for malnutrition and 41 of them were found to be malnourished.	
	Severe Acute Malnutrition Rate	< 2%	2	3	187 children were screened for malnutrition and 5 of them was found to be severely malnourished.	
Protection	% Of Persons Individually Registered	100 per cent of the new arrivals should be registered in ProGres V4	100	100	Arrivals relocated to Kabazana have already been registered.	
Shelter	Accomodation Space	3.5 SQM/person (Has holding capacity of 1,500 individuals)	1,500	1,854	The reception centre is operating at 124% occupancy capacity.	
WASH	Bathing Facilities	One facility per 50 people	37	62	No gap	
	Health Promoters Per Refugees	One for 500	2	222	No gap	
	Latrine Coverage	One latrine stance for 20 persons	93	36	There's a gap of 57 latrine stances.	
	Water Coverage	Min of 15 litres/person/day	15	9	There's a gap of 11,124 litres of water.	

Note: *Health indicators are screened at the transit centres and therefore not repeated at the reception centre.*

Indicates that there's a gap *Indicates that there's no gap*

Uganda Country Refugee Response Plan (UCRRP)
Critical Indicator Tracking Matrix - **Kagoma Reception Centre**

For the reporting period of: 24/04/2026 - 30/04/2026

New arrivals

572
Arrivals since Jan 2025

29
Arrivals in the last reporting week

Occupancy

44%
The center is operating within capacity, accomodating a population of
543 compared to its capacity of
1,230 individuals

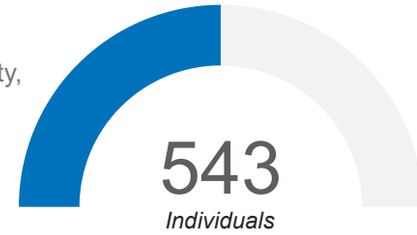

Daily new arrivals

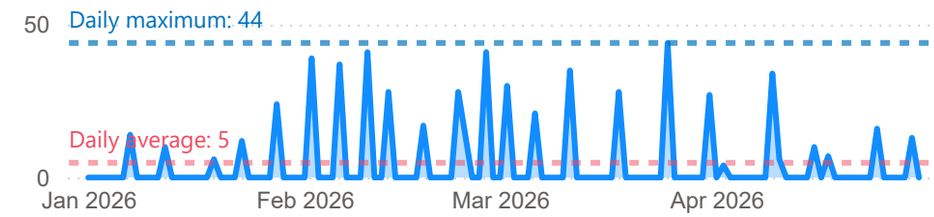

Sector	Indicator	Indicator Description / Standard	Target / Standard	Current status	What is being done - Comments	Status
Food	Food (Kilocalories/Person/Day)	2,100 kilo calories - The 2,100 kilocalories per person per day standard ensures basic energy and nutritional needs are met, typically provided through three balanced meals within the centres.	2,100	2,100	New arrivals at this reception centre are receiving 3 hot meals a day.	Indicates that there's no gap
Nutrition	Global Acute Malnutrition Rate	< 10%	10	5	42 children were screened for malnutrition and 2 of them were found to be malnourished.	Indicates that there's no gap
	Severe Acute Malnutrition Rate	< 2%	2	0	42 children were screened for malnutrition none of them was found to be severely malnourished.	Indicates that there's no gap
Protection	% Of Persons Individually Registered	100 per cent of the new arrivals should be registered in ProGres V4	100	7	Registration activities are progressing smoothly, though currently not at 100%.	Indicates that there's a gap
Shelter	Accomodation Space	3.5 SQM/person (Has holding capacity of 1,230 individuals)	1,230	543	The reception centre is operating within capacity.	Indicates that there's no gap
WASH	Bathing Facilities	One facility per 50 people	11	29	No gap	Indicates that there's no gap
	Health Promoters Per Refugees	One for 500	1	4	No gap	Indicates that there's no gap
	Latrine Coverage	One latrine stance for 20 persons	27	54	No gap	Indicates that there's no gap
	Water Coverage	Min of 15 litres/person/day	15	74	No gap	Indicates that there's no gap

Note: *Health indicators are screened at the transit centres and therefore not repeated at the reception centre.*

Indicates that there's a gap *Indicates that there's no gap*

Uganda Country Refugee Response Plan (UCRRP)
Critical Indicator Tracking Matrix - **Sebagoro Transit Centre**

For the reporting period of: *24/04/2026 - 30/04/2026*

New arrivals

617
Arrivals since Jan 2025

22
Arrivals in the last reporting week

Occupancy

2%
The center is operating within capacity, accomodating a population of
5 compared to its capacity of
300 individuals

Daily new arrivals

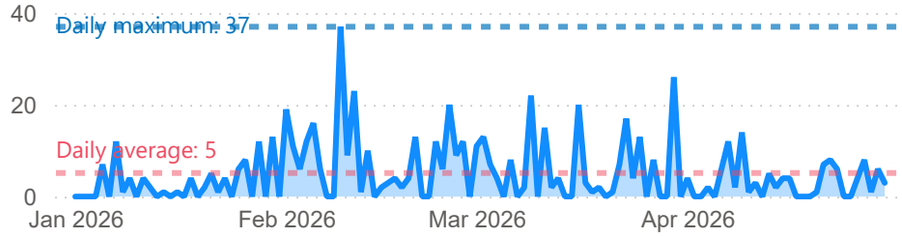

Sector	Indicator	Indicator Description / Standard	Target / Standard	Current status	What is being done - Comments	Status
Food	Food (Kilocalories/Person/Day)	2,100 kilo calories - The 2,100 kilocalories per person per day standard ensures basic energy and nutritional needs are met, typically provided through three balanced meals within the centres.	2,100	2,100	New arrivals at this reception centre are receiving 3 hot meals a day.	
Health	% Of Arrivals Medically Screened	100 per cent	100	100	All individuals screened prior to registration. No disease outbreak was reported.	
	Crude Mortality Rate	1 death/10000/day	1	0	No death was reported during the week.	
	Measles Vaccine Coverage Rate	100 per cent	95	0	No child was vaccinated against measles. There are adequate vaccines, vaccine supplies and commodities available.	
	Skilled Birth Attendance	100 per cent	100	0	No emergency delivery was conducted	
	Under Five Mortality Rate	2 deaths/10000/day	2	0	No death was reported during the week.	
Nutrition	Global Acute Malnutrition Rate	< 10%	10	0	No mass nutrition screening was conducted in the past two weeks.	
	Severe Acute Malnutrition Rate	< 2%	2	0	No mass nutrition screening was conducted in the past two weeks.	
Shelter	Accomodation Space	3.5 SQM/person (Has holding capacity of 300 individuals)	300	5	The transit centre is within capacity.	
WASH	Bathing Facilities	One facility per 50 people	1	10	No gap	
	Health Promoters Per Refugees	One for 500	1	1	No gap	
	Latrine Coverage	One latrine stance for 20 persons	1	7	No gap	
	Water Coverage	Min of 15 litres/person/day	15	1,600	No gap	

Indicates that there's a gap *Indicates that there's no gap*

Uganda Country Refugee Response Plan (UCRRP)
Critical Indicator Tracking Matrix - **Ocea Reception Centre**

For the reporting period of: *24/04/2026 - 30/04/2026*

New arrivals

2,991
Arrivals since Jan 2025

390
Arrivals in the last reporting week

Occupancy

133%
The center is operating over capacity, accomodating a population of
1,131 compared to its capacity of
850 individuals

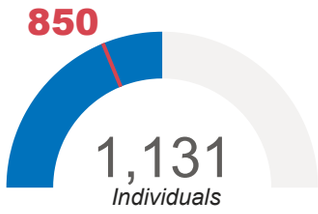

Daily new arrivals

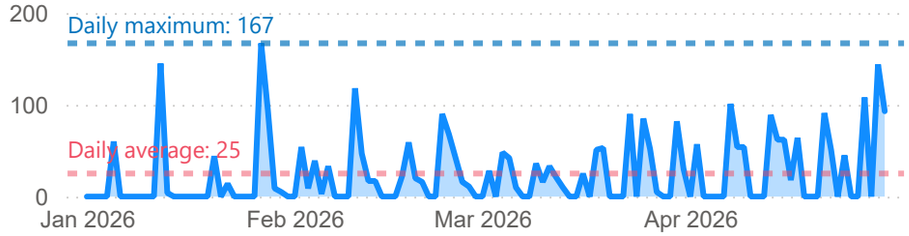

Sector	Indicator	Indicator Description / Standard	Target / Standard	Current status	What is being done - Comments	Status
Food	Food (Kilocalories/Person/Day)	2,100 kilo calories - The 2,100 kilocalories per person per day standard ensures basic energy and nutritional needs are met, typically provided through three balanced meals within the centres.	2,100	2,100	New arrivals at this reception centre are receiving 3 hot meals a day.	
Health	% Of Arrivals Medically Screened	100 per cent	100	100	All individuals screened prior to registration. No disease outbreak was reported.	
	Crude Mortality Rate	1 death/10000/day	1	0	No death was reported during the week.	
	Measles Vaccine Coverage Rate	100 per cent	95	0	No child was vaccinated against measles. There are adequate vaccines, vaccine supplies and commodities available.	
	Skilled Birth Attendance	100 per cent	100	0	No emergency delivery was conducted	
	Under Five Mortality Rate	2 deaths/10000/day	2	0	No death was reported during the week.	
Nutrition	Global Acute Malnutrition Rate	< 10%	10	38	65 children were screened for malnutrition and 17 of them were found to be malnourished.	
	Severe Acute Malnutrition Rate	< 2%	2	11	65 children were screened for malnutrition and 3 of them was found to be severely malnourished.	
Shelter	Accomodation Space	3.5 SQM/person (Has holding capacity of 300 individuals)	850	1,131	The reception centre is operating at 133% operating capacity.	
WASH	Bathing Facilities	One facility per 50 people	23	16	There's a gap of 7 bathing facilities.	
	Health Promoters Per Refugees	One for 500	2	5	No gap	
	Latrine Coverage	One latrine stance for 20 persons	57	33	There's a gap of 24 latrine stances.	
	Water Coverage	Min of 15 litres/person/day	15	18	No gap	

Indicates that there's a gap *Indicates that there's no gap*