Uganda Country Refugee Response Plan (UCRRP)
Critical Indicator Tracking Matrix - **Nyumanzi Reception Centre**

For the reporting period of: *01/05/2026 - 07/05/2026*

New arrivals

2,157
Arrivals since Jan 2025

122
Arrivals in the last reporting week

Occupancy

37%
The center is operating within capacity, accomodating a population of
366 compared to its capacity of
1,000 individuals

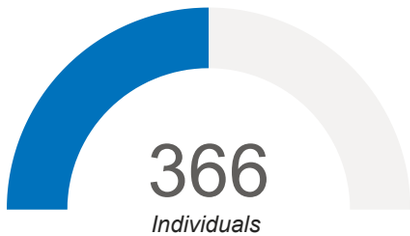

Daily new arrivals

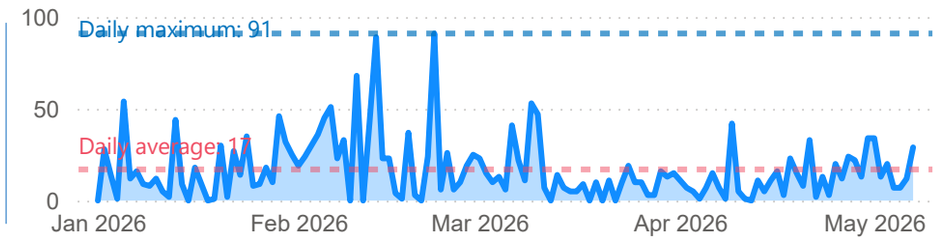

Sector	Indicator	Indicator Description / Standard	Target / Standard	Current status	What is being done - Comments	Status
Food	Food (Kilocalories/Person/Day)	2,100 kilo calories - The 2,100 kilocalories per person per day standard ensures basic energy and nutritional needs are met, typically provided through three balanced meals within the centres.	2,100	2,100	New arrivals at this reception centre are receiving 3 hot meals a day.	Indicates that there's no gap
Health	% Of Arrivals Medically Screened	100 per cent	100	100	All individuals screened prior to registration. No disease outbreak was reported.	Indicates that there's no gap
	Crude Mortality Rate	1 death/10000/day	1	0	No death was reported during the week.	Indicates that there's no gap
	Measles Vaccine Coverage Rate	100 per cent	95	100	59 children were vaccinated against measles. There are adequate vaccines, vaccine supplies and commodities available.	Indicates that there's no gap
	Skilled Birth Attendance	100 per cent	100	0	No emergency delivery was conducted	Indicates that there's no gap
	Under Five Mortality Rate	2 deaths/10000/day	2	0	No death was reported during the week.	Indicates that there's no gap
Nutrition	Global Acute Malnutrition Rate	< 10%	10	17	29 children were screened for malnutrition and 7 of them were found to be malnourished.	Indicates that there's a gap
	Severe Acute Malnutrition Rate	< 2%	2	3	29 children were screened for malnutrition and 3 of them were found to be severely malnourished.	Indicates that there's a gap
Protection	% Of Persons Individually Registered	100 per cent of the new arrivals should be registered in ProGres V4	100	19	Registration activities are progressing smoothly, though currently not at 100%.	Indicates that there's a gap
Shelter	Accomodation Space	3.5 SQM/person (Has holding capacity of 1,000 individuals)	1,000	366	The transit centre is operating within capacity.	Indicates that there's no gap
WASH	Bathing Facilities	One facility per 50 people	5	64	No gap	Indicates that there's no gap
	Health Promoters Per Refugees	One for 500	1	4	No gap	Indicates that there's no gap
	Latrine Coverage	One latrine stance for 20 persons	18	67	No gap	Indicates that there's no gap
	Water Coverage	Min of 15 litres/person/day	15	7	There's a gap of 2,819 litres of water.	Indicates that there's a gap

Indicates that there's a gap *Indicates that there's no gap*

Uganda Country Refugee Response Plan (UCRRP)
Critical Indicator Tracking Matrix - **Nyakabande Transit Centre**

For the reporting period of: *01/05/2026 - 07/05/2026*

New arrivals

5,043
Arrivals since Jan 2025

477
Arrivals in the last reporting week

Occupancy

17%
The center is operating within capacity, accomodating a population of
242 compared to its capacity of
1,420 individuals

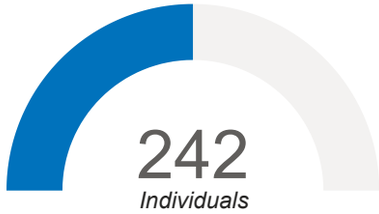

Daily new arrivals

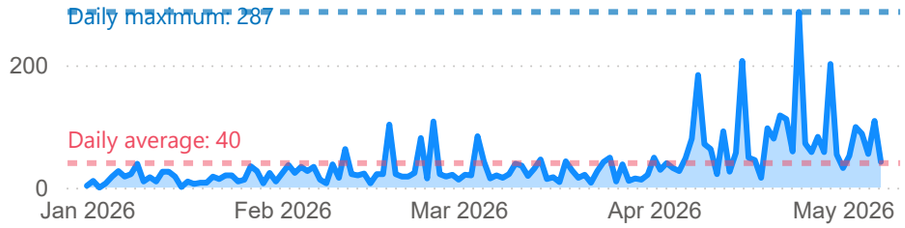

Sector	Indicator	Indicator Description / Standard	Target / Standard	Current status	What is being done - Comments	Status
Food	Food (Kilocalories/Person/Day)	2,100 kilo calories - The 2,100 kilocalories per person per day standard ensures basic energy and nutritional needs are met, typically provided through three balanced meals within the centres.	2,100	2,100	New arrivals at this transit centre are receiving 3 hot meals a day.	Indicates that there's no gap
Health	% Of Arrivals Medically Screened	100 per cent	100	100	All individuals screened prior to registration. No disease outbreak was reported.	Indicates that there's no gap
	Crude Mortality Rate	1 death/10000/day	1	0	No death was reported this week.	Indicates that there's no gap
	Measles Vaccine Coverage Rate	100 per cent	95	100	134 children were vaccinated against measles. There are adequate vaccines, vaccine supplies and commodities available.	Indicates that there's no gap
	Skilled Birth Attendance	100 per cent	100	100	2 emergency deliveries were codnuted among the new arrivals.	Indicates that there's no gap
	Under Five Mortality Rate	2 deaths/10000/day	2	0	No death was registered among children under 5 years during the week.	Indicates that there's no gap
Nutrition	Global Acute Malnutrition Rate	< 10%	10	16	109 children were screened of whom 17 were identified as moderately malnourished and enrolled in treatment.	Indicates that there's a gap
	Severe Acute Malnutrition Rate	< 2%	2	2	109 children were screened for malnutrition and 2 were severely malnourished child was detected.	Indicates that there's no gap
Protection	% Of Persons Individually Registered	100 per cent of the new arrivals should be registered in ProGres V4	100	99	Registration activities are progressing smoothly, though currently not at 100%.	Indicates that there's a gap
Shelter	Accomodation Space	3.5 SQM/person (Has holding capacity of 1,420 individuals)	1,420	242	The transit centre is operating within capacity.	Indicates that there's no gap
WASH	Bathing Facilities	One facility per 50 people	5	23	No gap	Indicates that there's no gap
	Health Promoters Per Refugees	One for 500	1	7	No gap	Indicates that there's no gap
	Latrine Coverage	One latrine stance for 20 persons	12	26	No gap	Indicates that there's no gap
	Water Coverage	Min of 15 litres/person/day	15	65	No gap	Indicates that there's no gap

Indicates that there's a gap *Indicates that there's no gap*

Uganda Country Refugee Response Plan (UCRRP)
Critical Indicator Tracking Matrix - **Matanda Transit Centre**

For the reporting period of: *01/05/2026 - 07/05/2026*

New arrivals

281
Arrivals since Jan 2025

18
Arrivals in the last reporting week

Occupancy

3%
The center is operating within capacity, accomodating a population of

24 compared to its capacity of

900 individuals

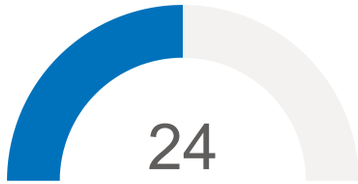

Daily new arrivals

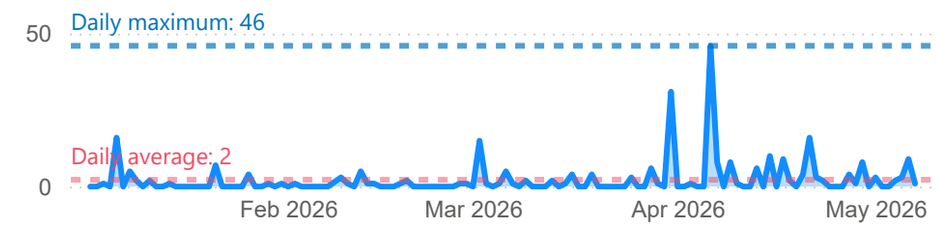

Sector	Indicator	Indicator Description / Standard	Target / Standard	Current status	What is being done - Comments	Status
Food	Food (Kilocalories/Person/Day)	2,100 kilo calories - The 2,100 kilocalories per person per day standard ensures basic energy and nutritional needs are met, typically provided through three balanced meals within the centres.	2,100	2,100	New arrivals at this transit centre are receiving 3 hot meals a day.	
Health	% Of Arrivals Medically Screened	100 per cent	100	100	All individuals screened prior to registration. No disease outbreak was reported.	
	Crude Mortality Rate	1 death/10000/day	1	0	No death was reported during the week.	
	Measles Vaccine Coverage Rate	100 per cent	95	100	8 children were vaccinated against measles.	
	Skilled Birth Attendance	100 per cent	100	0	No emergency delivery was conducted	
	Under Five Mortality Rate	2 deaths/10000/day	2	0	No death was reported during the week.	
Nutrition	Global Acute Malnutrition Rate	< 10%	10	8	12 children were screened for malnutrition and 1 was found malnourished	
	Severe Acute Malnutrition Rate	< 2%	2	0	12 children were screened for malnutrition but none was found severely malnourished	
Protection	% Of Persons Individually Registered	100 per cent of the new arrivals should be registered in ProGres V4	100	0	No registration activities were conducted in the reporting week.	
Shelter	Accomodation Space	3.5 SQM/person (Has holding capacity of 900 individuals)	900	24	The transit centre is operating within capacity.	
WASH	Bathing Facilities	One facility per 50 people	1	25	No gap	
	Health Promoters Per Refugees	One for 500	1	2	No gap	
	Latrine Coverage	One latrine stance for 20 persons	1	39	No gap	
	Water Coverage	Min of 15 litres/person/day	15	185	No gap	

Indicates that there's a gap *Indicates that there's no gap*

Uganda Country Refugee Response Plan (UCRRP)
Critical Indicator Tracking Matrix - **Kiryandongo Reception Centre**

For the reporting period of: *01/05/2026 - 07/05/2026*

New arrivals

1,206
Arrivals since Jan 2025

87
Arrivals in the last reporting week

Occupancy

94%
The center is operating within capacity, accomodating a population of
488 compared to its capacity of
521 individuals

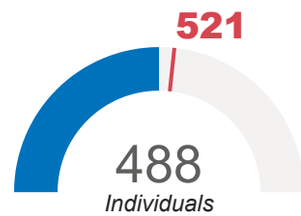

Daily new arrivals

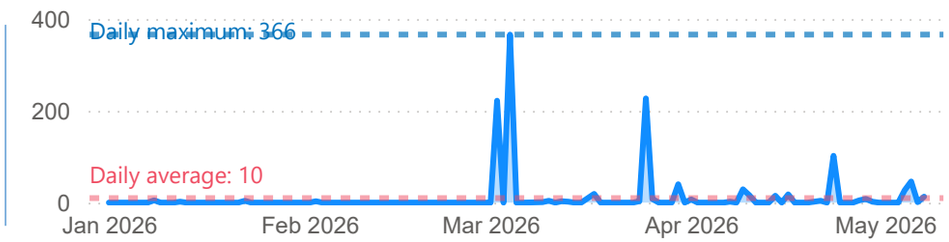

Sector	Indicator	Indicator Description / Standard	Target / Standard	Current status	What is being done - Comments	Status
Food	Food (Kilocalories/Person/Day)	2,100 kilo calories - The 2,100 kilocalories per person per day standard ensures basic energy and nutritional needs are met, typically provided through three balanced meals within the centres.	2,100	2,100	New arrivals at this reception centre are receiving 3 hot meals a day.	
Nutrition	Global Acute Malnutrition Rate	< 10%	10	11	37 children were screened for malnutrition and 4 of them were found to be malnourished.	
	Severe Acute Malnutrition Rate	< 2%	2	0	37 children were screened for malnutrition and none of them was found to be severely malnourished.	
Shelter	Accomodation Space	3.5 SQM/person (Has holding capacity of 300 individuals)	521	488	The reception centre is operating within capacity.	
WASH	Bathing Facilities	One facility per 50 people	10	15	No gap	
	Health Promoters Per Refugees	One for 500	1	0	There's a gap of 1 hygiene promoter.	
	Latrine Coverage	One latrine stance for 20 persons	24	45	No gap	
	Water Coverage	Min of 15 litres/person/day	15	72	No gap	

Note: *Health indicators are screened at the transit centres and therefore not repeated at the reception centre.*

Indicates that there's a gap *Indicates that there's no gap*

Uganda Country Refugee Response Plan (UCRRP)
Critical Indicator Tracking Matrix - **Lokung Collection Point**

For the reporting period of: *01/05/2026 - 07/05/2026*

New arrivals

4,251
Arrivals since Jan 2025

722
Arrivals in the last reporting week

Occupancy

264%
The center is operating over capacity, accomodating a population of
1,321 compared to its capacity of
500 individuals

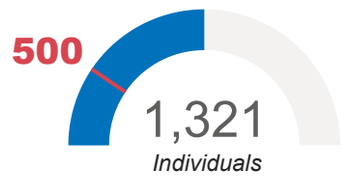

Daily new arrivals

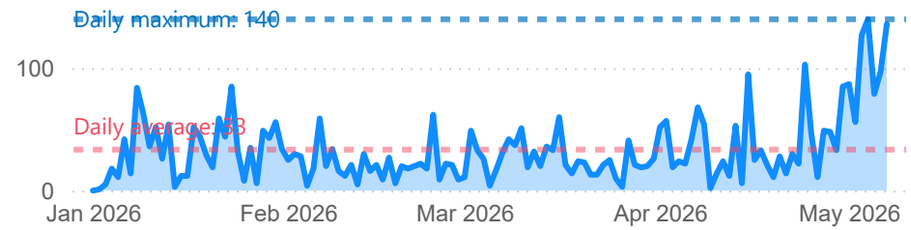

Sector	Indicator	Indicator Description / Standard	Target / Standard	Current status	What is being done - Comments	Status
Food	Food (Kilocalories/Person/Day)	2,100 kilo calories - The 2,100 kilocalories per person per day standard ensures basic energy and nutritional needs are met, typically provided through three balanced meals within the centres.	2,100	2,100	New arrivals at this reception centre are receiving 3 hot meals a day.	
Health	% Of Arrivals Medically Screened	100 per cent	100	100	All individuals screened prior to registration. No disease outbreak was reported.	
	Crude Mortality Rate	1 death/10000/day	1	0	No death was reported during the week among children.	
	Measles Vaccine Coverage Rate	100 per cent	95	100	369 children were vaccinated against measles during the week.	
	Skilled Birth Attendance	100 per cent	100	0	No emergency delivery was conducted	
	Under Five Mortality Rate	2 deaths/10000/day	2	0	No death was reported during the week among children.	
Nutrition	Global Acute Malnutrition Rate	< 10%	10	25	104 children were screened for malnutrition and 21 of them were found to be malnourished.	
	Severe Acute Malnutrition Rate	< 2%	2	6	104 children were screened for malnutrition and 5 of them was found to be severely malnourished.	
Protection	% Of Persons Individually Registered	100 per cent of the new arrivals should be registered in ProGres V4	100	40	Registration activities are progressing smoothly, though currently not at 100%.	
Shelter	Accomodation Space	3.5 SQM/person (Has holding capacity of 430 individuals)	500	1,321	The collection point is operating at 264% occupancy capacity.	
WASH	Bathing Facilities	One facility per 50 people	26	12	There's a gap 14 bathing facilities.	
	Health Promoters Per Refugees	One for 500	3	3	No gap	
	Latrine Coverage	One latrine stance for 20 persons	66	22	There's a gap of 44 latrine stances.	
	Water Coverage	Min of 15 litres/person/day	15	19	No gap	

Indicates that there's a gap *Indicates that there's no gap*

Uganda Country Refugee Response Plan (UCRRP)
Critical Indicator Tracking Matrix - **Bubukwanga Transit Centre**

For the reporting period of: *01/05/2026 - 07/05/2026*

New arrivals

1,515
Arrivals since Jan 2025

48
Arrivals in the last reporting week

Occupancy

34%
The center is operating within capacity, accomodating a population of
219 compared to its capacity of
650 individuals

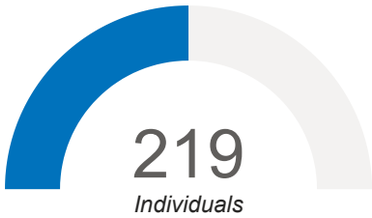

Daily new arrivals

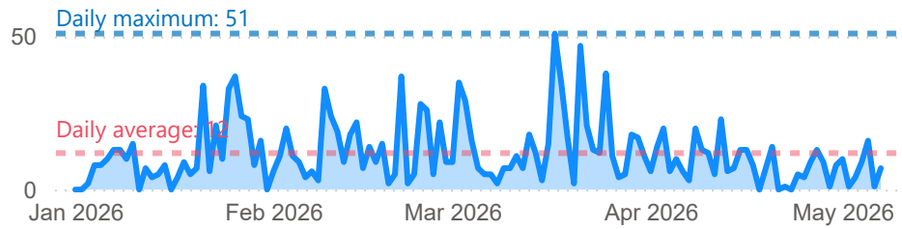

Sector	Indicator	Indicator Description / Standard	Target / Standard	Current status	What is being done - Comments	Status
Food	Food (Kilocalories/Person/Day)	2,100 kilo calories - The 2,100 kilocalories per person per day standard ensures basic energy and nutritional needs are met, typically provided through three balanced meals within the centres.	2,100	2,100	New arrivals at this reception centre are receiving 3 hot meals a day.	
Health	% Of Arrivals Medically Screened	100 per cent	100	100	All new arivals were screened medically and no disease of outbreak potential was registered	
	Crude Mortality Rate	1 death/10000/day	1	0	No death were reported during the week.	
	Measles Vaccine Coverage Rate	100 per cent	95	100	18 children were vaccinated against measles. There is adequate vaccine supply.	
	Skilled Birth Attendance	100 per cent	100	0	No emergency delivery was conducted	
	Under Five Mortality Rate	2 deaths/10000/day	2	0	No death were reported during the week.	
Nutrition	Global Acute Malnutrition Rate	< 10%	10	0	12 children were screened and none was found to be moderateely malnourished.	
	Severe Acute Malnutrition Rate	< 2%	2	0	12 children were screened and none was found to be severely malnourished.	
Protection	% Of Persons Individually Registered	100 per cent of the new arrivals should be registered in ProGres V4	100	54	Registration activities are progressing smoothly, though currently not at 100%.	
Shelter	Accomodation Space	3.5 SQM/person (Has holding capacity of 650 individuals)	650	219	The transit centre is operating within capacity.	
WASH	Bathing Facilities	One facility per 50 people	4	20	No gap	
	Health Promoters Per Refugees	One for 500	1	1	No gap	
	Latrine Coverage	One latrine stance for 20 persons	11	25	No gap	
	Water Coverage	Min of 15 litres/person/day	15	55	No gap	

Indicates that there's a gap *Indicates that there's no gap*

Uganda Country Refugee Response Plan (UCRRP)
Critical Indicator Tracking Matrix - **Kabazana Reception Centre**

For the reporting period of: 01/05/2026 - 07/05/2026

New arrivals

4,615
Arrivals since Jan 2025

575
Arrivals in the last reporting week

Occupancy

162%
The center is operating within capacity, accomodating a population of
2,429 compared to its capacity of
1,500 individuals

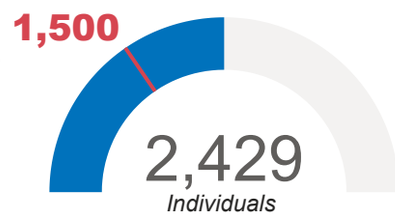

Daily new arrivals

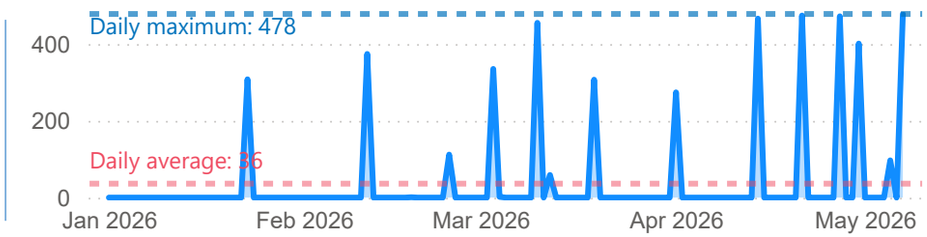

Sector	Indicator	Indicator Description / Standard	Target / Standard	Current status	What is being done - Comments	Status
Food	Food (Kilocalories/Person/Day)	2,100 kilo calories - The 2,100 kilocalories per person per day standard ensures basic energy and nutritional needs are met, typically provided through three balanced meals within the centres.	2,100	2,100	New arrivals at this reception centre are receiving 3 hot meals a day.	
Nutrition	Global Acute Malnutrition Rate	< 10%	10	22	187 children were screened for malnutrition and 41 of them were found to be malnourished.	
	Severe Acute Malnutrition Rate	< 2%	2	3	187 children were screened for malnutrition and 5 of them was found to be severely malnourished.	
Protection	% Of Persons Individually Registered	100 per cent of the new arrivals should be registered in ProGres V4	100	100	Arrivals relocated to Kabazana have already been registered.	
Shelter	Accomodation Space	3.5 SQM/person (Has holding capacity of 1,500 individuals)	1,500	2,429	The reception centre is operating at 162% occupancy capacity.	
WASH	Bathing Facilities	One facility per 50 people	49	55	No gap	
	Health Promoters Per Refugees	One for 500	5	6	No gap	
	Latrine Coverage	One latrine stance for 20 persons	121	34	There's a gap of 87 latrine stances.	
	Water Coverage	Min of 15 litres/person/day	15	54	No gap	

Note: *Health indicators are screened at the transit centres and therefore not repeated at the reception centre.*

Indicates that there's a gap *Indicates that there's no gap*

Uganda Country Refugee Response Plan (UCRRP)
Critical Indicator Tracking Matrix - **Kagoma Reception Centre**

For the reporting period of: 01/05/2026 - 07/05/2026

New arrivals

635
Arrivals since Jan 2025

63
Arrivals in the last reporting week

Occupancy

47%
The center is operating within capacity, accomodating a population of
578 compared to its capacity of
1,230 individuals

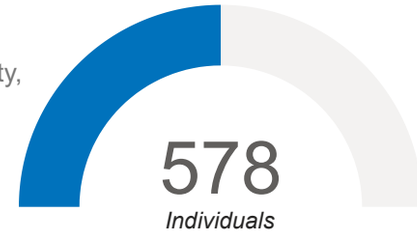

Daily new arrivals

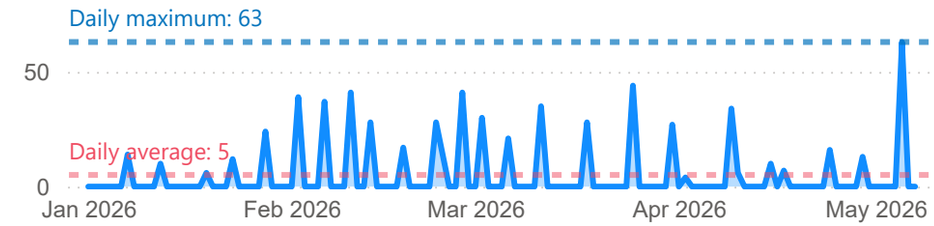

Sector	Indicator	Indicator Description / Standard	Target / Standard	Current status	What is being done - Comments	Status
Food	Food (Kilocalories/Person/Day)	2,100 kilo calories - The 2,100 kilocalories per person per day standard ensures basic energy and nutritional needs are met, typically provided through three balanced meals within the centres.	2,100	2,100	New arrivals at this reception centre are receiving 3 hot meals a day.	
Nutrition	Global Acute Malnutrition Rate	< 10%	10	5	42 children were screened for malnutrition and 2 of them were found to be malnourished.	
	Severe Acute Malnutrition Rate	< 2%	2	0	42 children were screened for malnutrition none of them was found to be severely malnourished.	
Protection	% Of Persons Individually Registered	100 per cent of the new arrivals should be registered in ProGres V4	100	10	Registration activities are progressing smoothly, though currently not at 100%.	
Shelter	Accomodation Space	3.5 SQM/person (Has holding capacity of 1,230 individuals)	1,230	578	The reception centre is operating within capacity.	
WASH	Bathing Facilities	One facility per 50 people	12	29	No gap	
	Health Promoters Per Refugees	One for 500	1	4	No gap	
	Latrine Coverage	One latrine stance for 20 persons	29	54	No gap	
	Water Coverage	Min of 15 litres/person/day	15	190	No gap	

Note: *Health indicators are screened at the transit centres and therefore not repeated at the reception centre.*

Indicates that there's a gap *Indicates that there's no gap*

Uganda Country Refugee Response Plan (UCRRP)
Critical Indicator Tracking Matrix - **Sebagoro Transit Centre**

For the reporting period of: *01/05/2026 - 07/05/2026*

New arrivals

676
Arrivals since Jan 2025

59
Arrivals in the last reporting week

Occupancy

2%
The center is operating within capacity, accomodating a population of
5 compared to its capacity of
300 individuals

Daily new arrivals

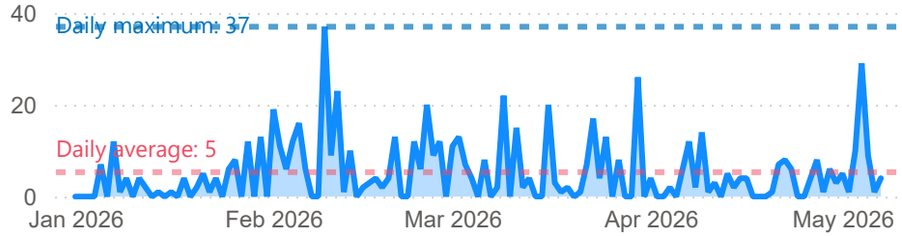

Sector	Indicator	Indicator Description / Standard	Target / Standard	Current status	What is being done - Comments	Status
Food	Food (Kilocalories/Person/Day)	2,100 kilo calories - The 2,100 kilocalories per person per day standard ensures basic energy and nutritional needs are met, typically provided through three balanced meals within the centres.	2,100	2,100	New arrivals at this reception centre are receiving 3 hot meals a day.	
Health	% Of Arrivals Medically Screened	100 per cent	100	100	All individuals screened prior to registration. No disease outbreak was reported.	
	Crude Mortality Rate	1 death/10000/day	1	0	No death was reported during the week.	
	Measles Vaccine Coverage Rate	100 per cent	95	0	No child was vaccinated against measles. There are adequate vaccines, vaccine supplies and commodities available.	
	Skilled Birth Attendance	100 per cent	100	0	No emergency delivery was conducted	
	Under Five Mortality Rate	2 deaths/10000/day	2	0	No death was reported during the week.	
Nutrition	Global Acute Malnutrition Rate	< 10%	10	0	No mass nutrition screening was conducted in the past two weeks.	
	Severe Acute Malnutrition Rate	< 2%	2	0	No mass nutrition screening was conducted in the past two weeks.	
Shelter	Accomodation Space	3.5 SQM/person (Has holding capacity of 300 individuals)	300	5	The transit centre is within capacity.	
WASH	Bathing Facilities	One facility per 50 people	1	10	No gap	
	Health Promoters Per Refugees	One for 500	1	1	No gap	
	Latrine Coverage	One latrine stance for 20 persons	1	8	No gap	
	Water Coverage	Min of 15 litres/person/day	15	400	No gap	

Indicates that there's a gap *Indicates that there's no gap*

Uganda Country Refugee Response Plan (UCRRP)
Critical Indicator Tracking Matrix - **Ocea Reception Centre**

For the reporting period of: *01/05/2026 - 07/05/2026*

New arrivals

3,401
Arrivals since Jan 2025

410
Arrivals in the last reporting week

Occupancy

137%
The center is operating over capacity, accomodating a population of
1,165 compared to its capacity of
850 individuals

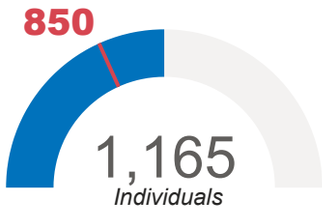

Daily new arrivals

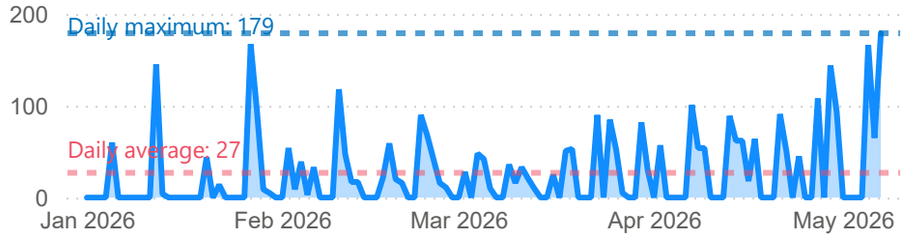

Sector	Indicator	Indicator Description / Standard	Target / Standard	Current status	What is being done - Comments	Status
Food	Food (Kilocalories/Person/Day)	2,100 kilo calories - The 2,100 kilocalories per person per day standard ensures basic energy and nutritional needs are met, typically provided through three balanced meals within the centres.	2,100	2,100	New arrivals at this reception centre are receiving 3 hot meals a day.	
Health	% Of Arrivals Medically Screened	100 per cent	100	100	All individuals screened prior to registration. No disease outbreak was reported.	
	Crude Mortality Rate	1 death/10000/day	1	0	No death was reported during the week.	
	Measles Vaccine Coverage Rate	100 per cent	95	0	No child was vaccinated against measles. There are adequate vaccines, vaccine supplies and commodities available.	
	Skilled Birth Attendance	100 per cent	100	0	No emergency delivery was conducted	
	Under Five Mortality Rate	2 deaths/10000/day	2	0	No death was reported during the week.	
Nutrition	Global Acute Malnutrition Rate	< 10%	10	38	65 children were screened for malnutrition and 17 of them were found to be malnourished.	
	Severe Acute Malnutrition Rate	< 2%	2	11	65 children were screened for malnutrition and 3 of them was found to be severely malnourished.	
Shelter	Accomodation Space	3.5 SQM/person (Has holding capacity of 300 individuals)	850	1,165	The reception centre is operating at 137% operating capacity.	
WASH	Bathing Facilities	One facility per 50 people	23	4	There's a gap of 19 bathing facilities.	
	Health Promoters Per Refugees	One for 500	2	10	No gap	
	Latrine Coverage	One latrine stance for 20 persons	58	30	There's a gap of 28 latrine stances.	
	Water Coverage	Min of 15 litres/person/day	15	20	No gap	

Indicates that there's a gap *Indicates that there's no gap*