Uganda Country Refugee Response Plan (UCRRP)
Critical Indicator Tracking Matrix - **Nyumanzi Reception Centre**

For the reporting period of: *08/05/2026 - 14/05/2026*

New arrivals

2,246
Arrivals since Jan 2025

89
Arrivals in the last reporting week

Occupancy

30%
The center is operating within capacity, accomodating a population of
297 compared to its capacity of
1,000 individuals

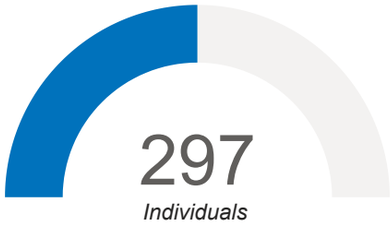

Daily new arrivals

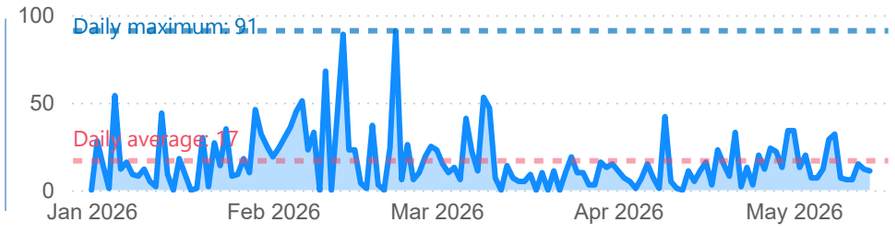

Sector	Indicator	Indicator Description / Standard	Target / Standard	Current status	What is being done - Comments	Status
Food	Food (Kilocalories/Person/Day)	2,100 kilo calories - The 2,100 kilocalories per person per day standard ensures basic energy and nutritional needs are met, typically provided through three balanced meals within the centres.	2,100	2,100	New arrivals at this reception centre are receiving 3 hot meals a day.	Indicates that there's no gap
Health	% Of Arrivals Medically Screened	100 per cent	100	100	All individuals screened prior to registration. No disease outbreak was reported.	Indicates that there's no gap
	Crude Mortality Rate	1 death/10000/day	1	0	No death was reported during the week.	Indicates that there's no gap
	Measles Vaccine Coverage Rate	100 per cent	95	100	44 children were vaccinated against measles. There are adequate vaccines, vaccine supplies and commodities available.	Indicates that there's no gap
	Skilled Birth Attendance	100 per cent	100	0	No emergency delivery was conducted	Indicates that there's no gap
	Under Five Mortality Rate	2 deaths/10000/day	2	0	No death was reported during the week.	Indicates that there's no gap
Nutrition	Global Acute Malnutrition Rate	< 10%	10	6	68 children were screened for malnutrition and 5 of them were found to be malnourished.	Indicates that there's no gap
	Severe Acute Malnutrition Rate	< 2%	2	1	68 children were screened for malnutrition and 1 of them was found to be severely malnourished.	Indicates that there's no gap
Protection	% Of Persons Individually Registered	100 per cent of the new arrivals should be registered in ProGres V4	100	11	Registration activities are progressing smoothly, though currently not at 100%.	Indicates that there's a gap
Shelter	Accomodation Space	3.5 SQM/person (Has holding capacity of 1,000 individuals)	1,000	297	The transit centre is operating within capacity.	Indicates that there's no gap
WASH	Bathing Facilities	One facility per 50 people	6	64	No gap	Indicates that there's no gap
	Health Promoters Per Refugees	One for 500	1	4	No gap	Indicates that there's no gap
	Latrine Coverage	One latrine stance for 20 persons	15	67	No gap	Indicates that there's no gap
	Water Coverage	Min of 15 litres/person/day	15	9	There's a gap of 1,782 litres of water.	Indicates that there's a gap

Indicates that there's a gap *Indicates that there's no gap*

Indicator data: OPM, partners, UNHCR **Author:** UNHCR Representation in Uganda **Feedback:** ugakaimug@unhcr.org **For more info, please visit:** UCRRP Information Center

Uganda Country Refugee Response Plan (UCRRP)
Critical Indicator Tracking Matrix - **Nyakabande Transit Centre**

For the reporting period of: *08/05/2026 - 14/05/2026*

New arrivals

5,365
Arrivals since Jan 2025

322
Arrivals in the last reporting week

Occupancy

10%
The center is operating within capacity, accomodating a population of
135 compared to its capacity of
1,420 individuals

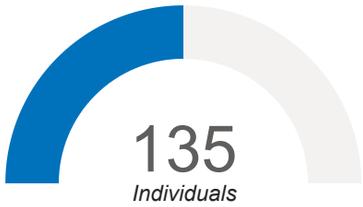

Daily new arrivals

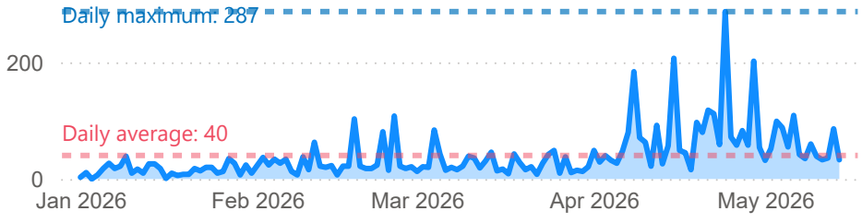

Sector	Indicator	Indicator Description / Standard	Target / Standard	Current status	What is being done - Comments	Status
Food	Food (Kilocalories/Person/Day)	2,100 kilo calories - The 2,100 kilocalories per person per day standard ensures basic energy and nutritional needs are met, typically provided through three balanced meals within the centres.	2,100	2,100	New arrivals at this transit centre are receiving 3 hot meals a day.	🟢
Health	% Of Arrivals Medically Screened	100 per cent	100	100	All individuals screened prior to registration. No disease outbreak was reported.	🟢
	Crude Mortality Rate	1 death/10000/day	1	0	No death was reported this week.	🟢
	Measles Vaccine Coverage Rate	100 per cent	95	100	193 children were vaccinated against measles. There are adequate vaccines, vaccine supplies and commodities available.	🟢
	Skilled Birth Attendance	100 per cent	100	100	1 emergency delivery was codnuted among the new arrivals.	🟢
	Under Five Mortality Rate	2 deaths/10000/day	2	0	No death was registered among children under 5 years during the week.	🟢
Nutrition	Global Acute Malnutrition Rate	< 10%	10	19	37 children were screened of whom 7 were identified as malnourished and enrolled in treatment.	🔴
	Severe Acute Malnutrition Rate	< 2%	2	5	37 children were screened for malnutrition and 2 were severely malnourished child was detected.	🔴
Protection	% Of Persons Individually Registered	100 per cent of the new arrivals should be registered in ProGres V4	100	99	Registration activities are progressing smoothly, though currently not at 100%.	🔴
Shelter	Accomodation Space	3.5 SQM/person (Has holding capacity of 1,420 individuals)	1,420	135	The transit centre is operating within capacity.	🟢
WASH	Bathing Facilities	One facility per 50 people	3	23	No gap	🟢
	Health Promoters Per Refugees	One for 500	1	7	No gap	🟢
	Latrine Coverage	One latrine stance for 20 persons	7	26	No gap	🟢
	Water Coverage	Min of 15 litres/person/day	15	116	No gap	🟢

🔴 *Indicates that there's a gap* 🟢 *Indicates that there's no gap*

Uganda Country Refugee Response Plan (UCRRP)
Critical Indicator Tracking Matrix - **Matanda Transit Centre**

For the reporting period of: 08/05/2026 - 14/05/2026

New arrivals

321
Arrivals since Jan 2025

40
Arrivals in the last reporting week

Occupancy

7%
The center is operating within capacity, accomodating a population of
60 compared to its capacity of
900 individuals

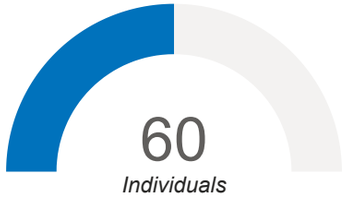

Daily new arrivals

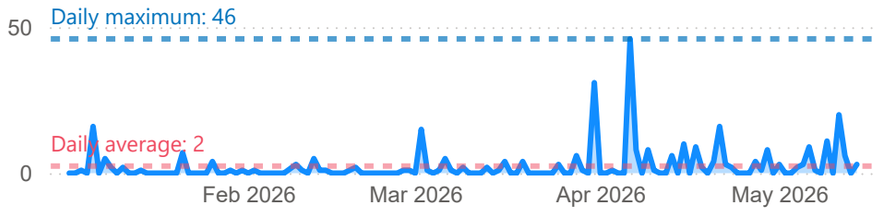

Sector	Indicator	Indicator Description / Standard	Target / Standard	Current status	What is being done - Comments	Status
Food	Food (Kilocalories/Person/Day)	2,100 kilo calories - The 2,100 kilocalories per person per day standard ensures basic energy and nutritional needs are met, typically provided through three balanced meals within the centres.	2,100	2,100	New arrivals at this transit centre are receiving 3 hot meals a day.	Gap: No
Health	% Of Arrivals Medically Screened	100 per cent	100	100	All individuals screened prior to registration. No disease outbreak was reported.	Gap: No
	Crude Mortality Rate	1 death/10000/day	1	0	No death was reported during the week.	Gap: No
	Measles Vaccine Coverage Rate	100 per cent	95	100	20 children were vaccinated against measles.	Gap: No
	Skilled Birth Attendance	100 per cent	100	0	No emergency delivery was conducted	Gap: No
	Under Five Mortality Rate	2 deaths/10000/day	2	0	No death was reported during the week.	Gap: No
Nutrition	Global Acute Malnutrition Rate	< 10%	10	12	26 children were screened for malnutrition and 3 were found to be malnourished	Gap: Yes
	Severe Acute Malnutrition Rate	< 2%	2	4	26 children were screened for malnutrition and 1 was found to be severely malnourished	Gap: Yes
Protection	% Of Persons Individually Registered	100 per cent of the new arrivals should be registered in ProGres V4	100	57	No registration activities were conducted in the reporting week.	Gap: Yes
Shelter	Accomodation Space	3.5 SQM/person (Has holding capacity of 900 individuals)	900	60	The transit centre is operating within capacity.	Gap: No
WASH	Bathing Facilities	One facility per 50 people	1	25	No gap	Gap: No
	Health Promoters Per Refugees	One for 500	1	2	No gap	Gap: No
	Latrine Coverage	One latrine stance for 20 persons	3	39	No gap	Gap: No
	Water Coverage	Min of 15 litres/person/day	15	74	No gap	Gap: No

Indicates that there's a gap *Indicates that there's no gap*

Uganda Country Refugee Response Plan (UCRRP)
Critical Indicator Tracking Matrix - **Kiryandongo Reception Centre**

For the reporting period of: *08/05/2026 - 14/05/2026*

New arrivals

1,449
Arrivals since Jan 2025

243
Arrivals in the last reporting week

Occupancy

130%
The center is operating within capacity, accomodating a population of
679 compared to its capacity of
521 individuals

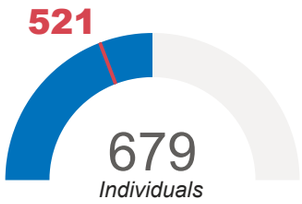

Daily new arrivals

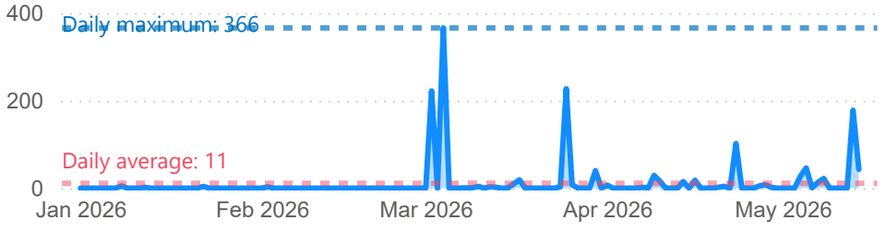

Sector	Indicator	Indicator Description / Standard	Target / Standard	Current status	What is being done - Comments	Status
Food	Food (Kilocalories/Person/Day)	2,100 kilo calories - The 2,100 kilocalories per person per day standard ensures basic energy and nutritional needs are met, typically provided through three balanced meals within the centres.	2,100	2,100	New arrivals at this reception centre are receiving 3 hot meals a day.	
Nutrition	Global Acute Malnutrition Rate	< 10%	10	15	27 children were screened for malnutrition and 4 of them were found to be malnourished.	
	Severe Acute Malnutrition Rate	< 2%	2	4	27 children were screened for malnutrition and one of them was found to be severely malnourished.	
Shelter	Accomodation Space	3.5 SQM/person (Has holding capacity of 300 individuals)	521	679	The reception centre is operating 130% occupancy capacity.	
WASH	Bathing Facilities	One facility per 50 people	14	15	No gap	
	Health Promoters Per Refugees	One for 500	1	0	There are no hygiene promoters at the reception centre.	
	Latrine Coverage	One latrine stance for 20 persons	34	45	No gap	
	Water Coverage	Min of 15 litres/person/day	15	52	No gap	

Note: *Health indicators are screened at the transit centres and therefore not repeated at the reception centre.*

Indicates that there's a gap *Indicates that there's no gap*

Uganda Country Refugee Response Plan (UCRRP)
Critical Indicator Tracking Matrix - **Lokung Collection Point**

For the reporting period of: *08/05/2026 - 14/05/2026*

New arrivals

4,676
Arrivals since Jan 2025

425
Arrivals in the last reporting week

Occupancy

350%
The center is operating over capacity, accomodating a population of
1,748 compared to its capacity of
500 individuals

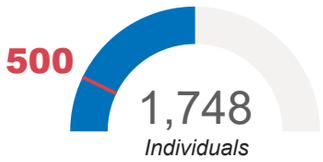

Daily new arrivals

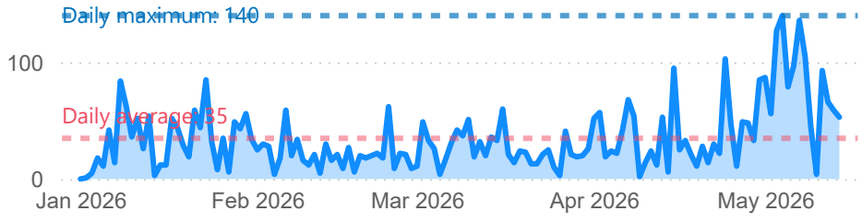

Sector	Indicator	Indicator Description / Standard	Target / Standard	Current status	What is being done - Comments	Status
Food	Food (Kilocalories/Person/Day)	2,100 kilo calories - The 2,100 kilocalories per person per day standard ensures basic energy and nutritional needs are met, typically provided through three balanced meals within the centres.	2,100	2,100	New arrivals at this reception centre are receiving 3 hot meals a day.	Gap: No
Health	% Of Arrivals Medically Screened	100 per cent	100	100	All individuals screened prior to registration. No disease outbreak was reported.	Gap: No
	Crude Mortality Rate	1 death/10000/day	1	0	No death was reported during the week among children.	Gap: No
	Measles Vaccine Coverage Rate	100 per cent	95	100	369 children were vaccinated against measles during the week.	Gap: No
	Skilled Birth Attendance	100 per cent	100	0	No emergency delivery was conducted	Gap: No
	Under Five Mortality Rate	2 deaths/10000/day	2	0	No death was reported during the week among children.	Gap: No
Nutrition	Global Acute Malnutrition Rate	< 10%	10	22	121 children were screened for malnutrition and 26 of them were found to be malnourished.	Gap: Yes
	Severe Acute Malnutrition Rate	< 2%	2	6	121 children were screened for malnutrition and 7of them was found to be severely malnourished.	Gap: Yes
Protection	% Of Persons Individually Registered	100 per cent of the new arrivals should be registered in ProGres V4	100	40	Registration activities are progressing smoothly, though currently not at 100%.	Gap: Yes
Shelter	Accomodation Space	3.5 SQM/person (Has holding capacity of 430 individuals)	500	1,748	The collection point is operating at 350% occupancy capacity.	Gap: Yes
WASH	Bathing Facilities	One facility per 50 people	35	12	There's a gap 23 bathing facilities.	Gap: Yes
	Health Promoters Per Refugees	One for 500	3	3	No gap	Gap: No
	Latrine Coverage	One latrine stance for 20 persons	87	22	There's a gap of 65 latrine stances.	Gap: Yes
	Water Coverage	Min of 15 litres/person/day	15	15	No gap	Gap: No

Indicates that there's a gap *Indicates that there's no gap*

Indicator data: OPM, partners, UNHCR **Author:** UNHCR Representation in Uganda **Feedback:** ugakaimug@unhcr.org **For more info, please visit:** **UCRRP Information Center**

Uganda Country Refugee Response Plan (UCRRP)
Critical Indicator Tracking Matrix - **Bubukwanga Transit Centre**

For the reporting period of: 08/05/2026 - 14/05/2026

New arrivals

1,571
Arrivals since Jan 2025

56
Arrivals in the last reporting week

Occupancy

41%
The center is operating within capacity, accomodating a population of
268 compared to its capacity of
650 individuals

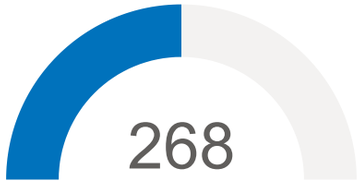

Daily new arrivals

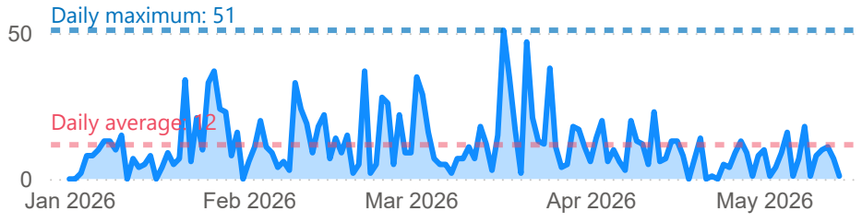

Sector	Indicator	Indicator Description / Standard	Target / Standard	Current status	What is being done - Comments	Status
Food	Food (Kilocalories/Person/Day)	2,100 kilo calories - The 2,100 kilocalories per person per day standard ensures basic energy and nutritional needs are met, typically provided through three balanced meals within the centres.	2,100	2,100	New arrivals at this reception centre are receiving 3 hot meals a day.	🟢
Health	% Of Arrivals Medically Screened	100 per cent	100	100	All new arivals were screened medically and no disease of outbreak potential was registered	🟢
	Crude Mortality Rate	1 death/10000/day	1	0	No death were reported during the week.	🟢
	Measles Vaccine Coverage Rate	100 per cent	95	100	17 children were vaccinated against measles. There is adequate vaccine supply.	🟢
	Skilled Birth Attendance	100 per cent	100	0	No emergency delivery was conducted	🟢
	Under Five Mortality Rate	2 deaths/10000/day	2	0	No death were reported during the week.	🟢
Nutrition	Global Acute Malnutrition Rate	< 10%	10	0	9 children were screened and none was found to be moderately malnourished.	🟢
	Severe Acute Malnutrition Rate	< 2%	2	0	9 children were screened and none was found to be severely malnourished.	🟢
Protection	% Of Persons Individually Registered	100 per cent of the new arrivals should be registered in ProGres V4	100	54	Registration activities are progressing smoothly, though currently not at 100%.	🔴
Shelter	Accomodation Space	3.5 SQM/person (Has holding capacity of 650 individuals)	650	268	The transit centre is operating within capacity.	🟢
WASH	Bathing Facilities	One facility per 50 people	5	20	No gap	🟢
	Health Promoters Per Refugees	One for 500	1	1	No gap	🟢
	Latrine Coverage	One latrine stance for 20 persons	13	25	No gap	🟢
	Water Coverage	Min of 15 litres/person/day	15	45	No gap	🟢

🔴 *Indicates that there's a gap* 🟢 *Indicates that there's no gap*

Uganda Country Refugee Response Plan (UCRRP)
Critical Indicator Tracking Matrix - **Kabazana Reception Centre**

For the reporting period of: *08/05/2026 - 14/05/2026*

New arrivals

4,617
Arrivals since Jan 2025

2
Arrivals in the last reporting week

Occupancy

104%
The center is operating within capacity, accomodating a population of
1,559 compared to its capacity of
1,500 individuals

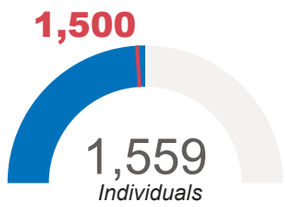

Daily new arrivals

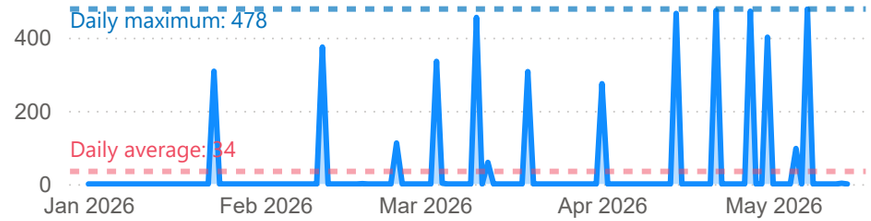

Sector	Indicator	Indicator Description / Standard	Target / Standard	Current status	What is being done - Comments	Status
Food	Food (Kilocalories/Person/Day)	2,100 kilo calories - The 2,100 kilocalories per person per day standard ensures basic energy and nutritional needs are met, typically provided through three balanced meals within the centres.	2,100	2,100	New arrivals at this reception centre are receiving 3 hot meals a day.	🟢
Nutrition	Global Acute Malnutrition Rate	< 10%	10	23	212 children were screened for malnutrition and 49 of them were found to be malnourished.	🔴
	Severe Acute Malnutrition Rate	< 2%	2	2	212 children were screened for malnutrition and 5 of them was found to be severely malnourished.	🟢
Protection	% Of Persons Individually Registered	100 per cent of the new arrivals should be registered in ProGres V4	100	100	Arrivals relocated to Kabazana have already been registered.	🟢
Shelter	Accomodation Space	3.5 SQM/person (Has holding capacity of 1,500 individuals)	1,500	1,559	The reception centre is operating at 104% occupancy capacity.	🔴
WASH	Bathing Facilities	One facility per 50 people	31	55	No gap	🟢
	Health Promoters Per Refugees	One for 500	3	6	No gap	🟢
	Latrine Coverage	One latrine stance for 20 persons	78	34	There's a gap of 44 latrine stances.	🔴
	Water Coverage	Min of 15 litres/person/day	15	83	No gap	🟢

Note: *Health indicators are screened at the transit centres and therefore not repeated at the reception centre.*

🔴 *Indicates that there's a gap* 🟢 *Indicates that there's no gap*

Uganda Country Refugee Response Plan (UCRRP)
Critical Indicator Tracking Matrix - **Kagoma Reception Centre**

For the reporting period of: *08/05/2026 - 14/05/2026*

New arrivals

654
Arrivals since Jan 2025

19
Arrivals in the last reporting week

Occupancy

54%
The center is operating within capacity, accomodating a population of
663 compared to its capacity of
1,230 individuals

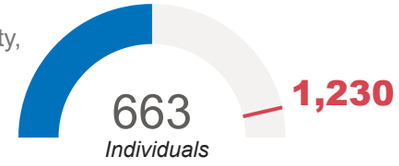

Daily new arrivals

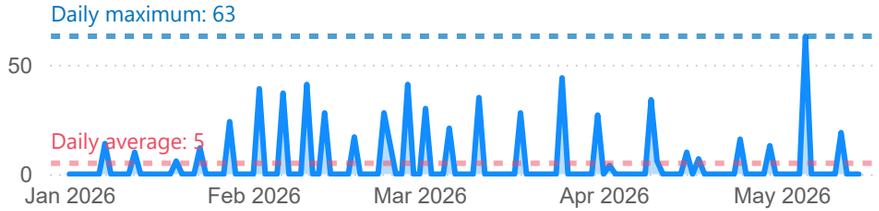

Sector	Indicator	Indicator Description / Standard	Target / Standard	Current status	What is being done - Comments	Status
Food	Food (Kilocalories/Person/Day)	2,100 kilo calories - The 2,100 kilocalories per person per day standard ensures basic energy and nutritional needs are met, typically provided through three balanced meals within the centres.	2,100	2,100	New arrivals at this reception centre are receiving 3 hot meals a day.	
Nutrition	Global Acute Malnutrition Rate	< 10%	10	6	33 children were screened for malnutrition and 2 of them were found to be malnourished.	
	Severe Acute Malnutrition Rate	< 2%	2	0	33 children were screened for malnutrition none of them was found to be severely malnourished.	
Protection	% Of Persons Individually Registered	100 per cent of the new arrivals should be registered in ProGres V4	100	0	No registration activities were conducted in the reporting week.	
Shelter	Accomodation Space	3.5 SQM/person (Has holding capacity of 1,230 individuals)	1,230	663	The reception centre is operating within capacity.	
WASH	Bathing Facilities	One facility per 50 people	13	29	No gap	
	Health Promoters Per Refugees	One for 500	1	4	No gap	
	Latrine Coverage	One latrine stance for 20 persons	33	54	No gap	
	Water Coverage	Min of 15 litres/person/day	15	166	No gap	

Note: *Health indicators are screened at the transit centres and therefore not repeated at the reception centre.*

Indicates that there's a gap *Indicates that there's no gap*

Uganda Country Refugee Response Plan (UCRRP)
Critical Indicator Tracking Matrix - **Sebagoro Transit Centre**

For the reporting period of: 08/05/2026 - 14/05/2026

New arrivals

698
Arrivals since Jan 2025

22
Arrivals in the last reporting week

Occupancy

3%
The center is operating within capacity, accomodating a population of
8 compared to its capacity of
300 individuals

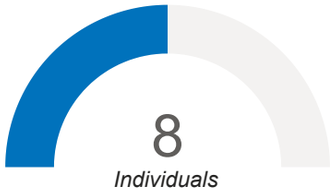

Daily new arrivals

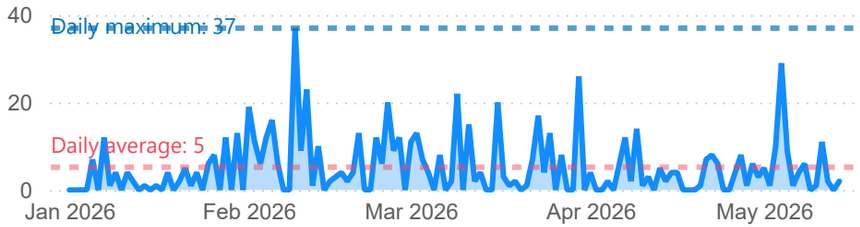

Sector	Indicator	Indicator Description / Standard	Target / Standard	Current status	What is being done - Comments	Status
Food	Food (Kilocalories/Person/Day)	2,100 kilo calories - The 2,100 kilocalories per person per day standard ensures basic energy and nutritional needs are met, typically provided through three balanced meals within the centres.	2,100	2,100	New arrivals at this reception centre are receiving 3 hot meals a day.	●
Health	% Of Arrivals Medically Screened	100 per cent	100	100	All individuals screened prior to registration. No disease outbreak was reported.	●
	Crude Mortality Rate	1 death/10000/day	1	0	No death was reported during the week.	●
	Measles Vaccine Coverage Rate	100 per cent	95	0	No child was vaccinated against measles. There are adequate vaccines, vaccine supplies and commodities available.	●
	Skilled Birth Attendance	100 per cent	100	0	No emergency delivery was conducted	●
	Under Five Mortality Rate	2 deaths/10000/day	2	0	No death was reported during the week.	●
Nutrition	Global Acute Malnutrition Rate	< 10%	10	0	No mass nutrition screening was conducted in the past two weeks.	●
	Severe Acute Malnutrition Rate	< 2%	2	0	No mass nutrition screening was conducted in the past two weeks.	●
Shelter	Accomodation Space	3.5 SQM/person (Has holding capacity of 300 individuals)	300	8	The transit centre is within capacity.	●
WASH	Bathing Facilities	One facility per 50 people	1	10	No gap	●
	Health Promoters Per Refugees	One for 500	1	1	No gap	●
	Latrine Coverage	One latrine stance for 20 persons	1	8	No gap	●
	Water Coverage	Min of 15 litres/person/day	15	250	No gap	●

● *Indicates that there's a gap* ● *Indicates that there's no gap*

Indicator data: OPM, partners, UNHCR **Author:** UNHCR Representation in Uganda **Feedback:** ugakaimug@unhcr.org **For more info, please visit:** **UCRRP Information Center**

Uganda Country Refugee Response Plan (UCRRP)
Critical Indicator Tracking Matrix - **Ocea Reception Centre**

For the reporting period of: 08/05/2026 - 14/05/2026

New arrivals

3,608
Arrivals since Jan 2025

207
Arrivals in the last reporting week

Occupancy

161%
The center is operating over capacity, accomodating a population of
1,372 compared to its capacity of
850 individuals

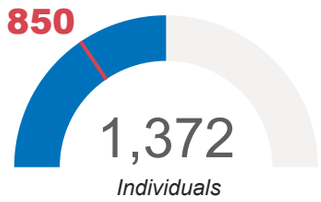

Daily new arrivals

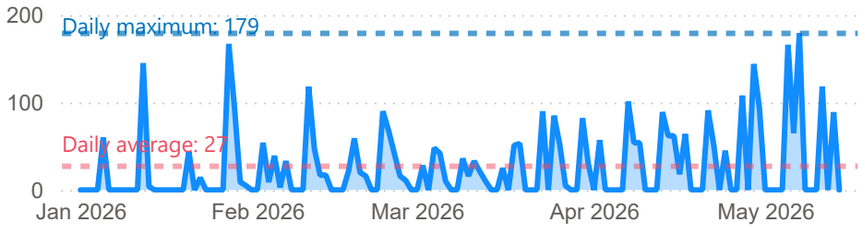

Sector	Indicator	Indicator Description / Standard	Target / Standard	Current status	What is being done - Comments	Status
Food	Food (Kilocalories/Person/Day)	2,100 kilo calories - The 2,100 kilocalories per person per day standard ensures basic energy and nutritional needs are met, typically provided through three balanced meals within the centres.	2,100	2,100	New arrivals at this reception centre are receiving 3 hot meals a day.	
Health	% Of Arrivals Medically Screened	100 per cent	100	100	All individuals screened prior to registration. No disease outbreak was reported.	
	Crude Mortality Rate	1 death/10000/day	1	0	No death was reported during the week.	
	Measles Vaccine Coverage Rate	100 per cent	95	0	No child was vaccinated against measles. There are adequate vaccines, vaccine supplies and commodities available.	
	Skilled Birth Attendance	100 per cent	100	0	No emergency delivery was conducted	
	Under Five Mortality Rate	2 deaths/10000/day	2	0	No death was reported during the week.	
Nutrition	Global Acute Malnutrition Rate	< 10%	10	38	65 children were screened for malnutrition and 17 of them were found to be malnourished.	
	Severe Acute Malnutrition Rate	< 2%	2	11	65 children were screened for malnutrition and 3 of them was found to be severely malnourished.	
Shelter	Accomodation Space	3.5 SQM/person (Has holding capacity of 300 individuals)	850	1,372	The reception centre is operating at 161% operating capacity.	
WASH	Bathing Facilities	One facility per 50 people	27	4	There's a gap of 23 bathing facilities.	
	Health Promoters Per Refugees	One for 500	3	10	No gap	
	Latrine Coverage	One latrine stance for 20 persons	69	30	There's a gap of 39 latrine stances.	
	Water Coverage	Min of 15 litres/person/day	15	17	No gap	

Indicates that there's a gap *Indicates that there's no gap*