Türkiye Economic Empowerment Sector Achievements

as of June 2026

Inter-Agency Coordination Türkiye

Hover on the map to see more details.

12.64K

# of direct beneficiaries reached by the sector

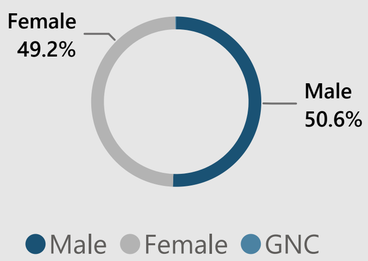

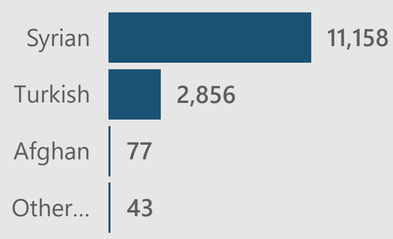

Implementing Agencies

ASAM | DRC | ILO | STL | UNDP

Supporting Agencies

ASAM | DKH | DRC | ILO | STL | TRC | UNDP

TO IMPROVE THE FOOD SECURITY OF SYRIANS UNDER TEMPORARY PROTECTION AND VULNERABLE COMMUNITIES AND PREVENT THEM FROM RESORTING TO FOOD-RELATED NEGATIVE COPING STRATEGIES

3

1.1.1 # of individuals benefitted from food and nutrition education (food consumption, food safety, better diets and healthy eating habits)

3,300

2.5.1 # of individuals provided with support through individual/job counselling, job matching/placement, referral, vocational and entrepreneurship

3

1.2.1 # of individuals provided with support for greenhouse production or/and backyard agriculture production systems

INCREASED SOCIO-ECONOMIC INCLUSION THROUGH JOB CREATION, IMPROVED EMPLOYABILITY AND SYSTEM SUPPORT

53

1.A - Total # of individuals supported with job placement (i.e. people placed into decent jobs)

83% | 15%

61

1.C - Total # of individuals supported with self-employment opportunitites (new businesses establisheded)

77% | 21%

52

1.D - Total # of individuals supported with the obtention of work permit.

14% | 86%

223

2.3.1.a # of individuals completed livelihoods trainings (technical and vocational trainings which can also include soft/language skills)- Non agricultural

96%

8

2.3.3.a # of individuals enrolled in cash for work programmes

38% | 13% | 50%

789

2.3.4.a # of individuals supported with subsidies for employment retention/formalization

52% | 47%

Sources: ActivityInfo **Feedback:** berkin.erol@undp.org, IMTurkey@unhcr.org

The number of beneficiaries reached is calculated by summing indicators selected by the sectors; there may be duplications.

Türkiye Economic Empowerment Sector Achievements

as of December 2025

Inter-Agency Coordination Türkiye

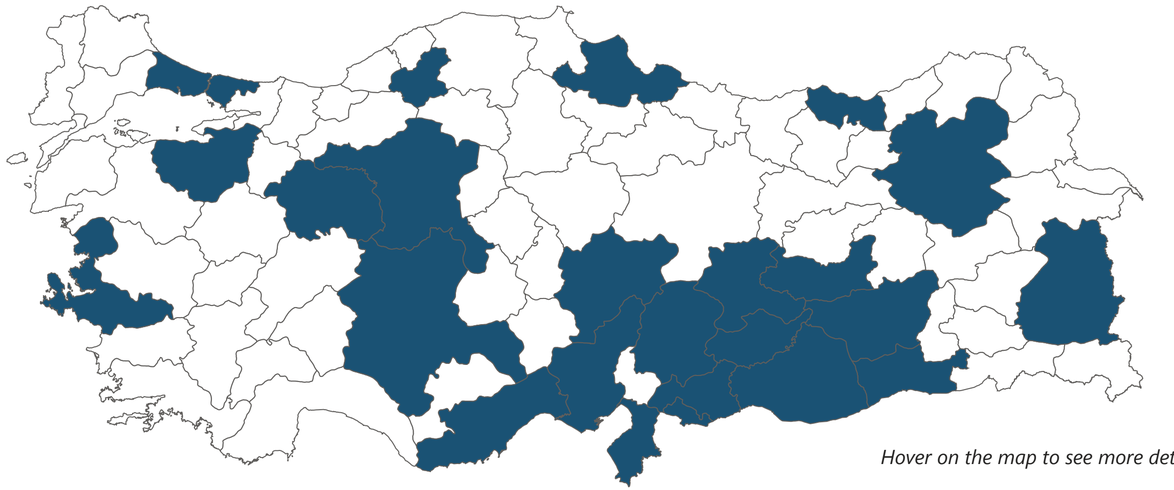

Hover on the map to see more details.

29.45K

# of direct beneficiaries reached by the sector

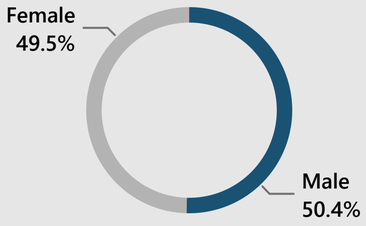

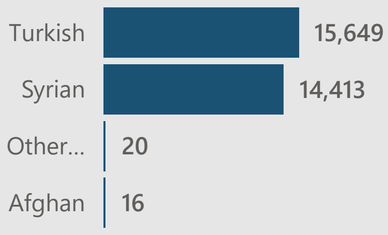

Implementing Agencies

CARE In...	Field Re...	ICMPD	ILO	IOM	SARD	Save th...	STL	UNDP	UNHCR	WFP	World Vi...	Zero Di...

Supporting Agencies

ASAM	DKH	FAO	ICMPD	IOM	Save the Chil...	STL	UNHCR	World Vision ...
CARE Interna...	DRC	HABITAT	ILO	SARD	Solidar Suisse	TRC	WFP	YSYD

TO IMPROVE THE FOOD SECURITY OF SYRIANS UNDER TEMPORARY PROTECTION AND VULNERABLE COMMUNITIES AND PREVENT THEM FROM RESORTING TO FOOD-RELATED NEGATIVE COPING STRATEGIES

1,901

1.1.1 # of individuals benefitted from training program on good food and nutrition agriculture practices (food consumption, food safety, nutrition, cooking demonstration)

11,775

2.5.1 # of individuals provided support with individual counselling, job counselling from strengthened public institutions

100

1.2.3 # of individuals benefitted from greenhouse or/and backyard farming schemes

INCREASED SOCIO-ECONOMIC INCLUSION THROUGH JOB CREATION, IMPROVED EMPLOYABILITY AND SYSTEM SUPPORT

363

1.A - Total # of individuals supported with job placement (i.e. people placed into decent jobs)

Female GNC Male

91% 9%

226

1.C - Total # of individuals supported with self-employment opportunitites (new businesses establisheded)

Female GNC Male

52% 48%

216

1.D - Total # of individuals supported with the obtention of work permit.

Female Male

15% 85%

882

2.3.1.a # of individuals completed livelihoods trainings (technical and vocational trainings which can also include soft/language skills)- Non agricultural

Sources: ActivityInfo **Feedback:** berkin.erol@undp.org, IMTurkey@unhcr.org

The number of beneficiaries reached is calculated by summing indicators selected by the sectors; there may be duplications.