*Children playing at an Early Childhood Development (ECD) center in Bidibidi Refugee Settlement, Yumbe. Uganda is now host to over **one million refugee children** as of 2025.*

*Photo by J. Ssekitondo for the IRC*

# **Uganda Country Refugee Response Plan** (UCRRP) 2026-2030

## *Detailed Planning 2026-2027*

UNHCR
The UN Refugee Agency

## Contents

Executive Summary ..... 3

At a Glance ..... 5

Response Strategy ..... 32

Sector Response Strategies ..... 40

A. Education ..... 40

B: Environment and Energy ..... 45

C: Food Security ..... 50

D: Health and Nutrition ..... 53

E: Livelihoods and Resilience ..... 58

F: Protection ..... 62

G: Shelter, Settlement Planning and Non-Food Items (NFI) ..... 69

H: Water, Sanitation and Hygiene (WASH) ..... 72

ANNEXES ..... 78

# Executive Summary

The Uganda Country Refugee Response Plan (UCRRP) 2026–2030 is a joint five-year framework led by the Office of the Prime Minister (OPM), the Ministry of Local Government (MoLG), and UNHCR, in collaboration with UN agencies, international and national partners. The UCRRP provides a holistic, comprehensive, and integrated response to the needs of refugees, asylum seekers, and host communities by safeguarding Uganda's asylum space and upholding international protection standards; prioritizing urgent, life-saving assistance for the most vulnerable; ensuring access to essential services through strengthened national and local systems and strong humanitarian–development linkages; promoting peaceful coexistence and inclusive livelihood opportunities that foster self-reliance; and supporting access to durable solutions and context-appropriate options that advance long-term inclusion and continuity of services.

Uganda remains Africa's largest refugee host, sheltering over 1.97 million refugees and asylum seekers as of December 2025. The majority come from South Sudan (52.5%), the Democratic Republic of Congo (32.8%), Sudan (4.7%), and several other countries. The country continues to receive a high number of new arrivals seeking asylum, with over 140,000 recorded in 2025. As of June 2025, the South Sudanese population surpassed one million, constituting the majority of the total registered population in the country. Children under the age of 18 comprised 51% of all registered refugees, totalling 1,010,362 individuals. If current trends continue, the refugee population is projected to reach 2.9 million by 2030.

Uganda maintains a progressive refugee policy grounded in the 2006 Refugee Act and 2010 Refugee Regulations, granting refugees freedom of movement, the right to work and run businesses, own property, and access national services. Uganda is globally recognized for promoting peaceful coexistence and integrating refugees within host communities. Refugees and nationals use the same schools and health facilities, and in settlements, refugees receive small plots for housing and cultivation.

Most refugees live in settlements across 12 districts alongside host communities, putting increasing pressure on health, WASH, and education systems. About 8% reside in the capital, Kampala. This large-scale displacement has contributed to economic strain, environmental degradation, and growing humanitarian needs.

The UCRRP has both humanitarian interventions and transition-focused activities toward a sustainable refugee response. The latter build upon the inclusive refugee policy and include supporting refugees' access to national systems and services, while strengthening those systems to absorb additional pressure. The plan is closely aligned with Uganda's National Development Plan IV (2025/26–2030/31), which formally integrates refugees into national development planning and statistics. It also reflects joint commitments under the Global Compact on Refugees (GCR), the Comprehensive Refugee Response Framework

(CRRF), and the UN Sustainable Development Cooperation Framework (UNSDCF) 2026–2030.

The UCRRP 2026–2030 reflects a strategic shift towards greater efficiency and prioritisation in a challenging funding landscape. The number of appealing partners has reduced from 99 in 2025 to 78 in 2026, while the overall resource requirement has decreased from approximately USD 960 million in 2025 to USD 850 million in 2026, despite growing needs. The resource envelope includes transition-focused components, on which UCRRP partners are closely working with development actors and the Government of Uganda to realize commitments made at the 2023 Global Refugee Forum and under Uganda's National Transition Strategy. These activities, once sustainable transition pathways are established and national systems and development actors have the capacity and resources to assume responsibility without compromising continuity of services, can be progressively deprioritized within the humanitarian response.

The streamlining of all activities, including core humanitarian interventions, underscores the need to focus on high-impact interventions and improved coordination. Notably, there has been an increase in the proportion of refugee-led organisations, signalling a positive trend toward enhanced refugee agency, localisation and leadership in addressing their own protection and assistance needs.

Given the growing humanitarian needs and the unpredictability of funding, a prioritization process has been undertaken using a tiered approach to ensure that the most critical, life-saving interventions are addressed first. The strategy (annexed to this document) focuses on providing emergency assistance to new arrivals while maintaining access to essential services for refugees already in settlements. Importantly, this exercise also anchors the response within the longer-term vision of the UCRRP, ensuring that immediate priorities do not compromise strategic objectives.

# At a Glance

## POPULATION PLANNING FIGURES

2026
2027
2.2M

Refugees & Asylum Seekers

| | 2026 | 2027 |
|---|---|---|
| SSD | 1.1M | 1.2M |
| DRC | 727K | 778K |
| SUD | 173K | 216K |
| OTH | 231K | 424K |

Host Community

| | 2026 | 2027 |
|---|---|---|
| Host Community | 503K | 515K |

Host communities in refugee-hosting sub counties.

## IMPACT STATEMENTS

1. Uganda's asylum space is strengthened and unhindered; access to territory is preserved; and international protection standards are upheld, with attention to specific protection needs.
2. Urgent and life-saving needs of refugees and asylum seekers are prioritized and addressed in a timely and targeted manner, ensuring that the most vulnerable are reached first and that basic needs are consistently met across sectors.
3. Refugees and host communities access essential services (e.g., protection, health, education, and water services) through strengthened national and local systems, with a focus on localization and stronger humanitarian–development linkages to ensure continuity and sustainability.
4. Refugees and host communities live together peacefully and actively participate in creating inclusive and sustainable livelihoods opportunities that enhance self-reliance and reduce dependency.
5. Refugees and stateless persons access durable solutions, including voluntary return and third-country options, while promoting local engagement and exploring context-appropriate pathways that support long-term inclusion.

## FINANCIAL REQUIREMENTS

850M 2026
776M 2027

Partner Appeals
**78**
Appealing UN and NGO partners

## REQUIREMENTS BY SECTOR

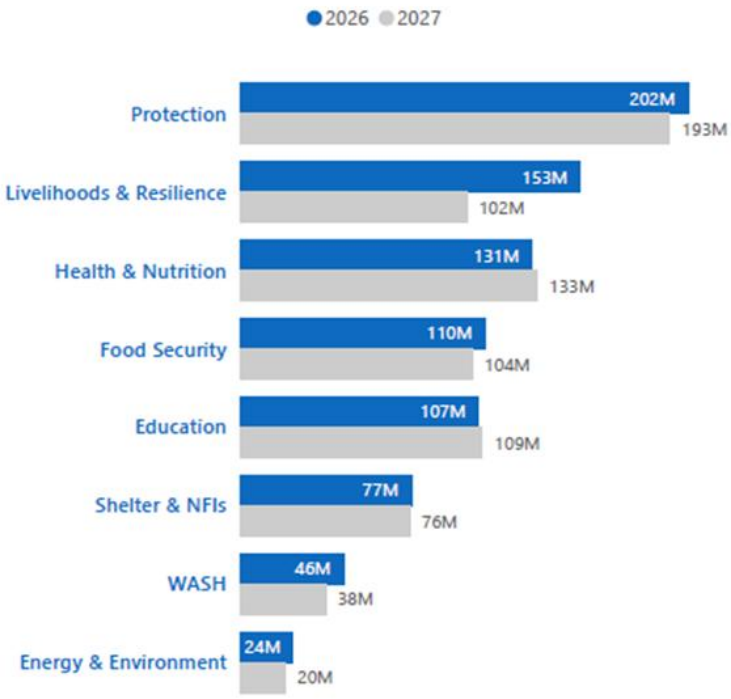


## FUNDING TREND

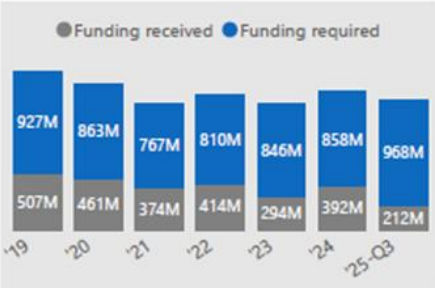

# Situation Analysis

This section presents recent multi-sectoral and multi-source findings on the Uganda Refugee Response. The analysis draws on data from a range of Inter-Agency assessments and field-level workshops conducted in 2025. Key sources include the 2024 Multi-Sector Needs Assessment (MSNA), the 2024 and 2025 Food Security and Nutrition Assessments (FSNA), UNHCR's 2024 Participatory Assessment and 2024 Results Monitoring Survey, the 2024 WASH Knowledge, Attitudes and Practices (KAP) Survey, and other sectoral dashboards and analytical reports available on the Uganda Assessment Registry[1]. Together, these sources provide a comprehensive overview of the refugee response in Uganda, setting the foundation for sectoral prioritization and detailed planning. The Situation Analysis examines Socio-Economic Vulnerability, Access to Services (WASH, education, health, energy, and environment), and Protection Risks, offering a high-level, multi-source perspective on key sectoral gaps.

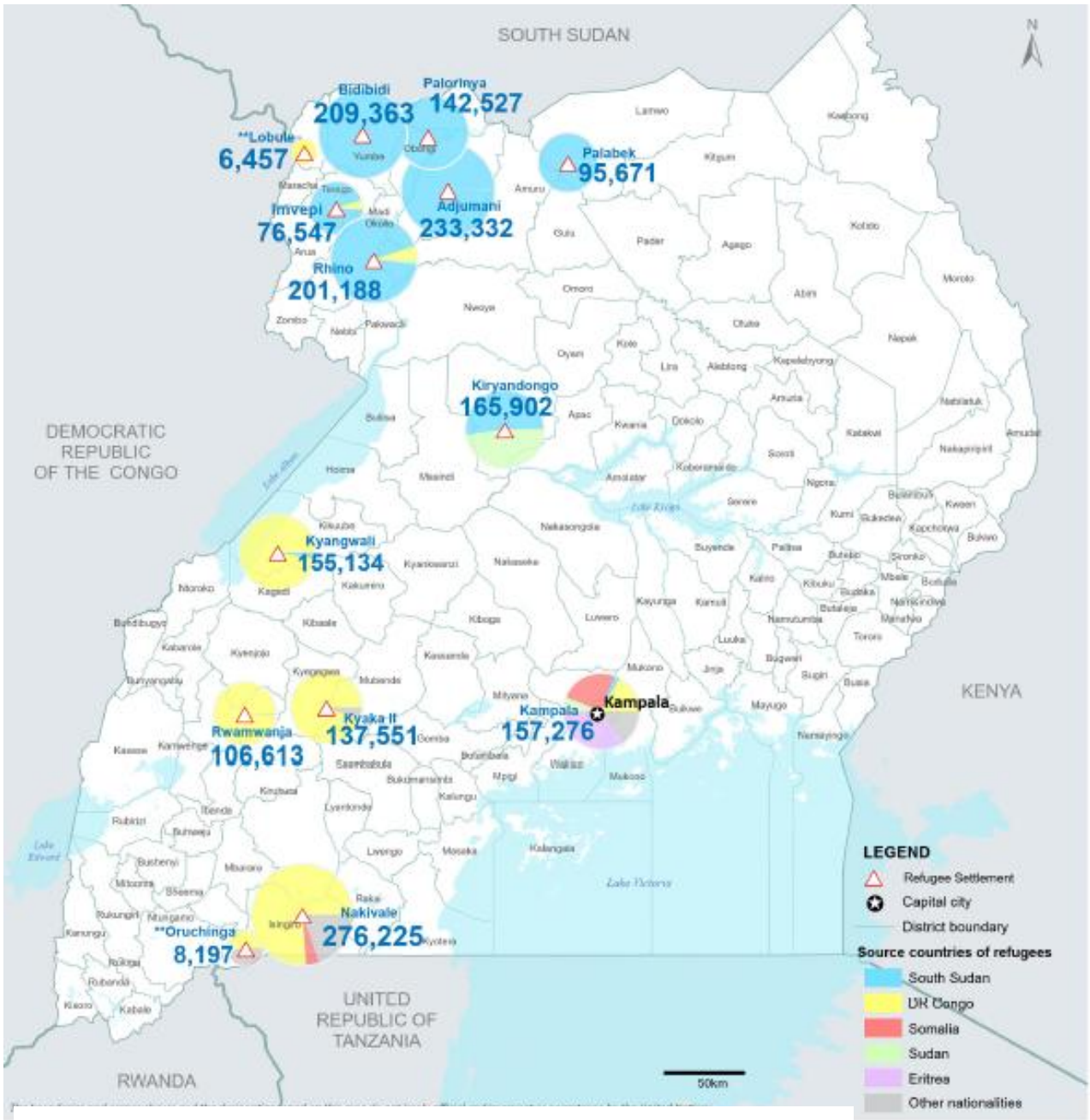


Figure1: Uganda Refugee Statistics Map- December 2025

**Context:** Uganda hosts approximately 1.97 million registered refugees and asylum seekers, mainly from South Sudan, the DRC, and Sudan. Uganda continues to receive new arrivals, with 525,864 recorded since 2022 (236,892 from the DRC, 139,564 from South Sudan, 81,606 from Sudan, and 67,802 from other countries). Over 92% live in 13 settlements located in some of the country's poorest districts, facing challenges such as high temperatures, seasonal flooding, and rapid deforestation, which undermine livelihoods, strain resources, and heighten tensions with host communities. These are also some of the most underserved areas in Uganda, with limited infrastructure and access to roads, electricity, clean water, healthcare, telecommunications, financial services, and markets. About 159,000 refugees (8%) reside in Kampala, primarily from Eritrea, Somalia, Ethiopia, and Sudan, where they face unemployment, inadequate housing, education gaps, gender-based violence (GBV), and discrimination. Uganda's urban refugee policy promotes self-reliance, while refugees requiring humanitarian assistance may access greater support in settlements.

Refugee vulnerability has continued to rise, with 94% of refugees classified as "in need", meaning they struggle to meet basic requirements, compared to 83% of the host population. Nearly one in four refugee households faces acute needs, characterized by severe, overlapping deprivations across multiple essential sectors requiring urgent support. These acute needs are most concentrated in West Nile, particularly in Palorinya, Bidibidi, and Rhino Camp settlements, where households experience significant overlapping, multisectoral gaps: 70% lack adequate shelter, 46% face food insecurity, 41% struggle to access education, and 38% cannot meet basic water and sanitation requirements.

Economic insecurity is widespread. Funding reductions have sharply curtailed General Food Assistance, decreasing coverage from 1.6 million refugees at the start of 2025 to around 630,000. Reduced rations and cash transfers have deepened food insecurity and driven an increase in negative coping mechanisms such as begging, forced marriage, and other high-risk activities. In Arua, 95% of households are classified as highly economically vulnerable. Women, new arrivals, and persons with disabilities remain disproportionately affected, while those in Uganda for six to ten years show greater vulnerability than longer-term residents, indicating that economic resilience develops slowly over time.

Funding cuts have also weakened protection and basic services. Reported gender-based violence and child protection cases have increased by over 30% compared to 2024, compounded by staffing shortages and limited access to survivor-centered care and mental health support. Women and children make up 78% of the refugee population, while 25% are aged 15–24. Mental health concerns are also increasing, including reports of suicidal ideation.

Access to services is declining across key sectors. Primary school enrolment has dropped from 96% in 2020 to 83% in 2025, while secondary enrolment remains critically low at 10%

(6% for girls). The pupil–teacher ratio for primary education has worsened from 77:1 in 2024 to 117:1, with school fees and healthcare costs cited as major barriers. Water coverage remains relatively high—77% for refugees and 66% for hosts—but only one-third of households meet the minimum standard of 20 litres per person per day. In health, service access remains high (94%), though quality has deteriorated due to stockouts, staff shortages, and overburdened facilities, with malnutrition and anaemia again on the rise.

Overall, Uganda's refugee response is under mounting pressure as continued arrivals coincide with declining humanitarian funding and increasing needs among both refugees and host communities. Reduced assistance, deteriorating food security, and growing pressure on already overstretched services are eroding resilience and heightening protection risks. Without sustained humanitarian support alongside greater investment in national and local systems, critical needs will continue to grow, undermining both refugee self-reliance and the capacity of host communities to absorb the impacts of prolonged displacement.

# Socio-Economic Vulnerability

In terms of socio-economic vulnerability, cross-cutting needs persist, and have deteriorated in recent months, with households experiencing overlapping and intersecting challenges across sectors. In 2019, the Vulnerability and Essential Needs Assessment (VENA) found that, as a whole, the refugee population was highly vulnerable, with 91% of refugee households classified as highly economically vulnerable[2]. Based on comparative results from the 2024 Multi-Sector Needs Assessment (MSNA), 90% of refugee households were still classified as highly economically vulnerable five years later, though with notable overriding deteriorations in food security and use of emergency coping strategies. While there was a slight improvement in economic capacity, including in more diversified sources of livelihoods and food, potentially because of livelihoods programming or household initiatives, this was coupled with multiple decreases in rations and more restricted eligibility for General Food Assistance (GFA), resulting in a general worsening of refugee households' situations from 2019 to 2024[3]. [4]

Furthermore, based on data collected for the Uganda Self-Reliance Index (UG-SRI)[5], about a quarter (24%) of refugee households were found to have low self-reliance, with 63%

[2] *For the purposes of this assessment, economic vulnerability was defined using three indicators: economic capacity, high risk coping strategies, and food security.*

[3] *For the purposes of this assessment, economic vulnerability was defined using three indicators: economic capacity, high risk coping strategies, and food security.*

[4] *The Uganda Self-Reliance Index (UG-SRI) is used to measure self-reliance of host community and refugee households through collecting data on seven interconnected sectors: food security and nutrition, health, education, shelter, social cohesion, WASH, and economic capacity.*

[5] *Uganda self-reliance index. "https://reliefweb.int/report/uganda/uganda-self-reliance-index-ug-sri-refugees-and-host-communities-november-2025" November 2025.*

moderately self-reliant and 12% highly self-reliant. High self-reliance was particularly low in the food security and nutrition (0%), health (0%), shelter (1%), and water, sanitation, and hygiene (WASH (0.1%) sectors, suggesting multi-dimensional strategies that cut across sectors are needed.

Into 2025, food security challenges and its resultant effects on nutrition persist in refugee settlements, with the percentage of food insecure households rising slightly from 62% in 2024 to 65% in 2025. Global acute malnutrition (GAM) prevalence has also deteriorated, with GAM prevalence increasing in 9 of 13 settlements since 2024. Following cuts to General Food Assistance (GFA) in May 2025, largely in response to broader cuts experienced in the sector, the risk of food insecurity and its resultant impacts on economic vulnerability will likely continue to heighten[6].

**Employment and Income**

As of 2024, employment challenges in Uganda seem to persist, with the Uganda Bureau of Statistics (UBOS) Uganda National Household Survey estimating that 66% of the working-age Ugandan population is employed. Between refugees and host communities, a smaller proportion of the working age population is working in refugee communities compared to host communities, with 33% in West Nile, 45% in Southwestern, and 23% in Kampala of working age refugees actively working compared to 64% in West Nile, 70% in Southwestern, and 57% in Kampala of host community members. Refugees in settlements generally earn less income than their host community counterparts, with the median cash earnings for employed host community members (about USD 53) twice that of refugees (about USD 26)[7].

As of 2024, the primary income sources for refugee households in settlements were casual or daily labour (62%), humanitarian assistance (49%), loans or support from family and friends (not including remittances) (33%), and income from own production (28%)[8]. Notably, 73% of refugee households in the Southwest compared to 42% of households in West Nile reported humanitarian assistance as a primary source of income in 2024. Although there is heavy reliance on subsistence crop-farming and gardening, it is important to note that income in this sense is expressed in monetary terms and does not necessarily consider agricultural products that are directly consumed by households. The primary income sources for urban refugee HHs in Kampala differed slightly: casual or daily labour (42%), remittances (40%), and loans or support from family and friends (not including remittances) (34%), with only 5% of households selecting humanitarian assistance[9].

---

[6] *WFP. Food Security and Nutrition Assessment (FSNA) 2025.*

[7] *Uganda Bureau of Statistics (UBOS). "Uganda National Household Survey Report 2023/24". May 2025.*

[8] *MSNA 2024*

[9] *REACH, UNHCR. "https://repository.impact-initiatives.org/document/impact/2a2a00a5/REACH_UGA_2024-MSNA-Report_July-2025.pdf" 2025.*

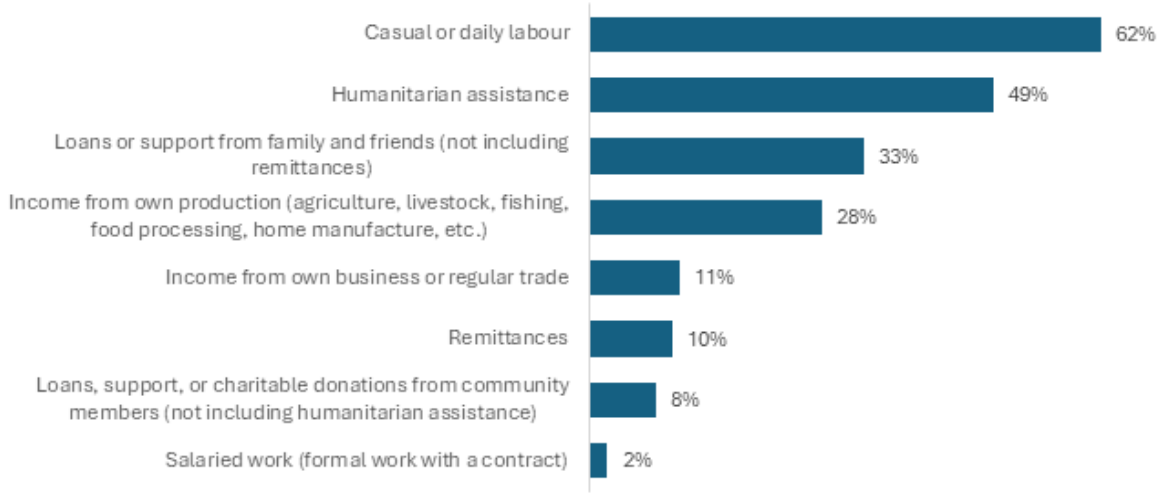


**% of refugee households in settlements by income sources in the 30 days prior to data collection[12]**

The key barriers driving livelihood outcomes across locations and refugee groups are poor or limited access to land, formal financial services, and markets.[13] Access to land remains a major barrier to self-reliance for agriculturally oriented refugee households. In 2025, 74.1% of refugee households in settlements utilized land for agricultural production. On average, refugee households use 0.5 acres for agricultural production, a quarter of the average land utilized for agriculture by host community households (2 acres)[10].

The agricultural sector in many settlements is the primary source of household earnings, either through sale of produce and/or wage labour, making land critical for the earning potential and stability of refugee households. Aside from this, many households also rely on their own production to meet (at least a part of) their food needs, with 56% of refugee households relying on their own production as one of their main sources of food. A higher percentage of households in West Nile settlements (72%) reported relying on their own production as one of their main food sources compared to households in Southwest settlements (42%), making land access particularly critical especially for refugees in West Nile[11] .

**Food Security**

Food security challenges in Uganda stem from irregular and poorly distributed rainfall, high food prices, seasonal crop pests, livestock diseases, and conflicts in neighboring

[10] *WFP. Food Security and Nutrition Assessment (FSNA) 2025.*

[11] REACH, UNHCR. "*https://repository.impact-initiatives.org/document/impact/2a2a00a5/REACH_UGA_2024-MSNA-Report_July-2025.pdf*" 2025.

countries. In addition, food security is tied to economic vulnerability[12]. As noted previously, the 2019 VENA classified 91% of refugee households as highly economically vulnerable, a composite indicator based on economic capacity, high risk coping strategies, and food security (as measured by food consumption)[13]. Five years later, in the 2024 MSNA, 90% of refugee households were still classified as highly economically vulnerable, driven by deteriorating food security and coping strategies, despite slight improvements in economic capacity. These slight improvements in economic capacity, attributed to a decrease in the percentage of households relying on aid and an increase in own production, could indicate an increase in self-reliance from 2019 to 2024. However, this diversification in food sources and resultant slight increase in self-reliance may have come at the cost (and consequence) of deteriorating food security[14].

After the aid sector funding cuts in the first quarter of 2025, the World Food Programme (WFP) began further reductions of GFA rations in March 2025. In May 2025, those receiving aid dropped from 1.6 million to 662,000 to prioritize those refugees faced with the highest risk of food insecurity. Refugees are categorized into least vulnerable (Category 3), moderately vulnerable (Category 2), and most vulnerable (Category 1), with the least vulnerable phased out of assistance, the moderately vulnerable receiving 22% rations, and the most vulnerable receiving 40% rations[15]. With further reductions to GFA, those households that are reliant on assistance may be particularly affected. As of July-September 2024, 51% of refugee households reported that General Food Assistance/In-Kind Food Aid was one of their three primary sources of food – 36% in the Southwest settlements and 67% in the West Nile settlements[16]. With continued cuts to GFA, the economic vulnerability of refugee households may be negatively impacted.

The 2025 Food Security and Nutrition Assessment (FSNA) found that 65% of refugee households in settlements were food insecure, of which 7% are severely food insecure and 58% moderately food insecure. This is a slight increase from 2024, when 62% of refugee households in settlements were found to be food insecure (4.5% severely food insecure and 57.5% moderately food insecure)[17]. The highest proportion of food insecure households were found in Adjumani (21% severely food insecure, 65% moderately food insecure) and Palabek (20% severely food insecure, 60% moderately food insecure). Food insecurity among urban refugees in Kampala was lowest at 9%. When looking at food insecurity differences across female and male headed households, 64% of female headed

[12] *WFP. Analysing the Impact of Prioritisation in Uganda: A Longitudinal Study of Refugees' Food Security, August 2024*

[13] *REACH, UNHCR, WFP "https://repository.impact-initiatives.org/document/impact/377608e5/REACH_UGA_VENA-Report_Oct2020.pdf" October 2020*

[14] *REACH, UNHCR. "https://repository.impact-initiatives.org/document/impact/2a2a00a5/REACH_UGA_2024-MSNA-Report_July-2025.pdf" 2025.*

[15] *WFP. Uganda Country Page. Accessed 25.08.2025*

[16] REACH, UNHCR. "*https://repository.impact-initiatives.org/document/impact/2a2a00a5/REACH_UGA_2024-MSNA-Report_July-2025.pdf*" 2025.

[17] *The Food Security Index is a composite indicator composed of households' Food Consumption Score (FCS), Food Share (food versus overall expenditure, and the Livelihood Coping Strategy Index (LSCI).*

households were food insecure while slightly under half (49%) of male headed households were food insecure[18].

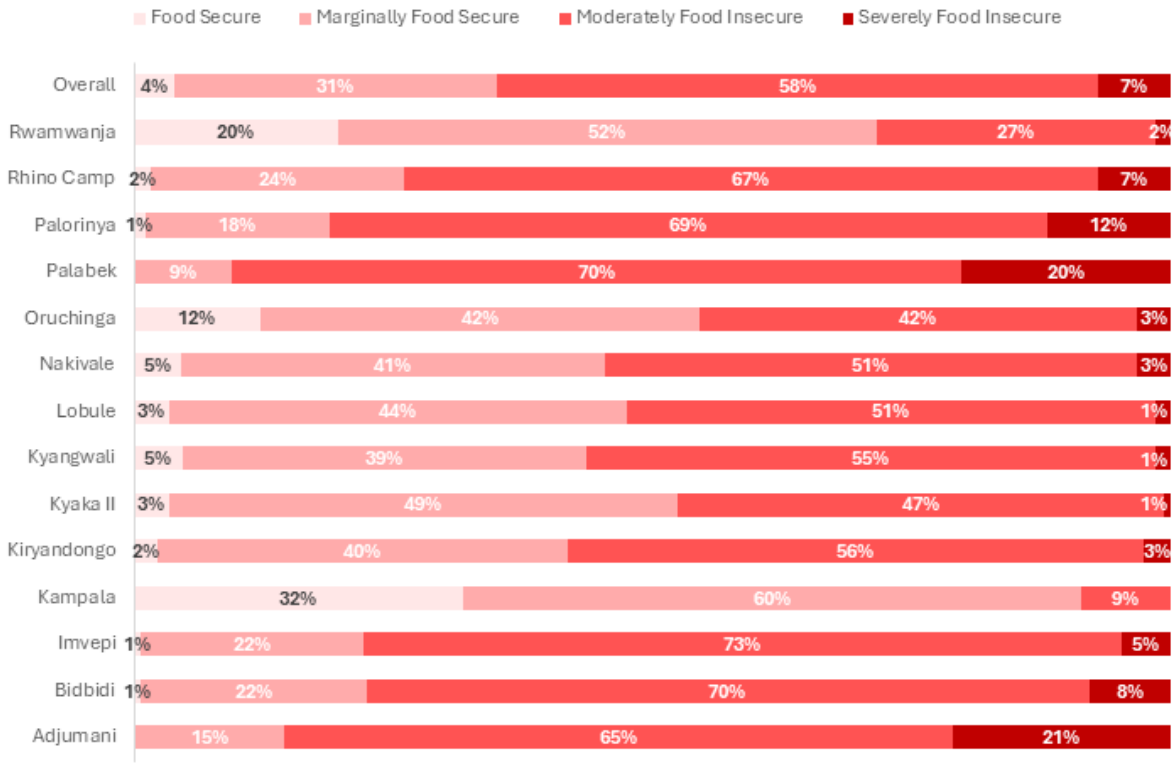


**% of refugee households by final food security classification in 2025, by settlement/area**

From 2020 to 2025, the percentage of households experiencing food insecurity (comprised of both severely and moderately food insecure households) increased from 35% in 2020 to 65% in 2025, with a substantial rise in the percentage of food insecure households from 2020 to 2023 (from 35% to 68%). While the percentage of food insecure households dropped in 2024 to 62%, it has since risen to 65% in 2025, with a slight increase in the percentage of both moderately and severely food insecure households[19].

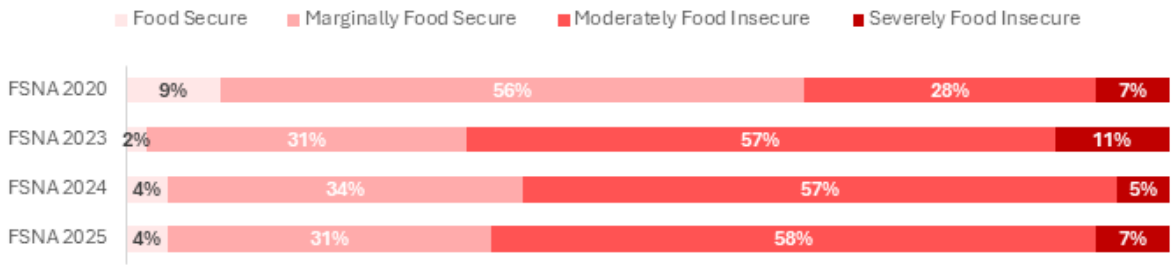


**% of refugee households by final food security classification from 2020-2025**

[18] *WFP. Food Security and Nutrition Assessment (FSNA) 2025.*

[19] *WFP. Food Security and Nutrition Assessment (FSNA) 2025.*

In terms of food consumption scores (FCS) from 2024 to 2025, the percentage of households in settlements with poor food consumption increased from 5% to 15%.[30] Differences were especially pronounced between West Nile and Southwest settlements, with 22% of households in the West Nile having poor consumption versus 3% in the Southwest. From 2020 to 2025, the percentage of households with acceptable food consumption dropped from 67% to 38%. This decrease highlights a drop in the diversity and frequency of food consumption, and, ultimately, a decrease in access to food among refugee households[20].

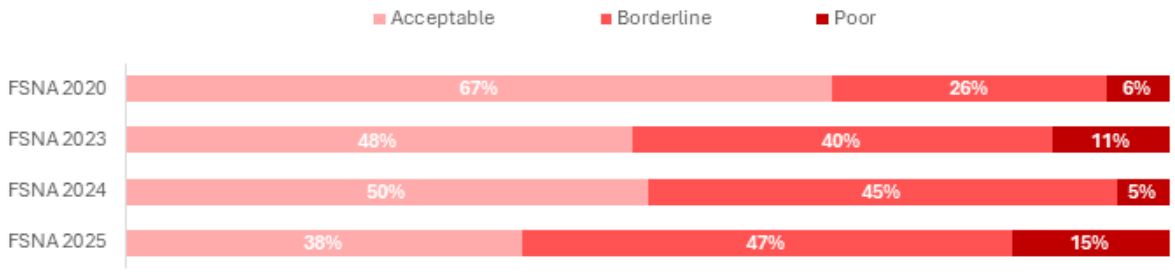


**% of refugee households by food consumption score categories from 2020-2025**

In response to food shortages, households reported relying on less preferred, less expensive food (84%), reducing portion sizes of meals at meal times (72%), reducing the number of meals eaten per day (72%), borrowing food or relying on help from friends or relatives (48%), and restricting consumption by adults in order for young children to eat more (34%)[21] .

In response to a lack of food or money to buy food, 70% of refugee households reported employing a livelihood coping strategy. The strategies most frequently reported include borrowing money (48%), reducing expenses on essential health (26%), spending savings (24%), and withdrawing children from school (22%).[37] The coping strategies employed showcase the intersectoral impacts of food shortages and potential food insecurity, with health and education affected[22].

The combined Global Acute Malnutrition (GAM) prevalence in refugee settlements also increased from 5.4% in 2024 to 7.8% in 2025—both still within the "poor" threshold of 5.9%. GAM rates rose in 12 of 14 refugee locations (including Kampala), with five settlements surpassing the "serious" threshold: Adjumani (10.4%), Bidibidi (13.5%), Palorinya (11.0%), Palabek (10.6%), and Kampala (10.0%) [23].

---

[20] *WFP. Food Security and Nutrition Assessment (FSNA) 2025.*

[21] *WFP. Food Security and Nutrition Assessment (FSNA) 2025.*

[22] *WFP. Food Security and Nutrition Assessment (FSNA) 2025*

[23] *Combined Global Acute Malnutrition (GAM) is determined by combining acute malnutrition by weight-for-height z-scores (WHZ), presence of nutritional oedema, and mid-upper arm circumference (MUAC). Combined GAM, versus GAM by WHZ or MUAC, provides a more nuanced and comprehensive understanding of acute malnutrition within a population.*

### Access to Livelihoods

The most common forms of livelihoods support refugees receive are training and skills development (58%), agricultural inputs (36%), and livestock support (30%). Although there is some support available, refugees still face barriers accessing livelihood support and, ultimately, improving their economic self-reliance. The most reported challenges include limited capital to start businesses (44%), restricted access to land for agriculture (37%), and a lack of employment opportunities (32%)[24].

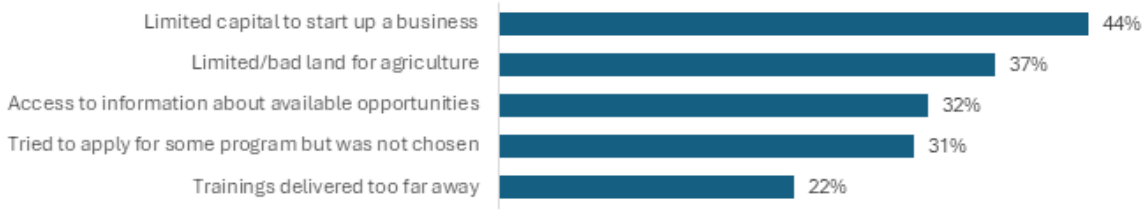


**% of refugee respondents by the top 5 main challenges faced accessing livelihoods support[44]**

Women seem to be disproportionally affected by limited capital, with 58% reporting this as a challenge. Livelihoods challenges are further exacerbated by limited available agricultural land as well as environmental disasters. The 2024 Participatory Assessment included reports of a lack of livelihoods opportunities leading to coping strategies, including drug abuse, survival sex, and some refugees selling rations to meet other basic needs[25].

### Access to Financial Services

Savings can help households cope with income shocks. Over one-third, (35%) of refugee households in settlements and 10% of those living in Kampala reported having savings. Earlier assessments suggest that many refugees save money through Village Savings and Loan Associations (VLSAs) or physically in their homes. A 2024 National Household Survey found that only 7% of refugee respondents surveyed had a formal bank account. There are several barriers to accessing formal financial institutions for refugees in settlements, including their limited presence in settlements and the distance that may be required to reach one, high fees, and perceived complicated registration processes. However, barring more recent data sources, it is possible that many of these households may have used or

[24] *2024 Participatory Assessment*

[25] *2024 Participatory Assessment*

exhausted savings since cuts in General Food Assistance and humanitarian assistance more generally[26].

In terms of access to credit, refugee households reported relying on informal sources, with 45% of refugee households in settlements' relying on VLSAs, followed by relatives and/or friends at 32%[27]. While mechanisms like VSLAs are helpful for organizing communities and supporting households in their efforts to meet their basic needs, they may not be flexible enough to provide the larger investments needed to facilitate some livelihood activities For refugee households in Kampala, the main source of credit was slightly different, with 43% of refugee households relying on relatives and/or friends as their primary source of credit, followed by traders and shopkeepers at 28%[28].

While access to savings can support households during crises, debt, on the other hand, can divert funds from essential needs to debt repayments. In the 2025 FSNA, 57% of refugee households in settlements reported having debt, a slight increase from the reported 54% in the FSNA 2024. Large variations were seen between Southwest settlements and West Nile settlements, with 77% of households reporting debt in the Southwest versus 45% in West Nile. Of refugee households in Kampala, 51% reported having debt, up from 37% in 2024. Among households that borrowed, 47% of refugee households in settlements and 40% of refugee households in Kampala borrowed to buy food, showing a slight increase from 2024 when 43% of those in settlements and 30% of those in Kampala borrowed to buy food[29].

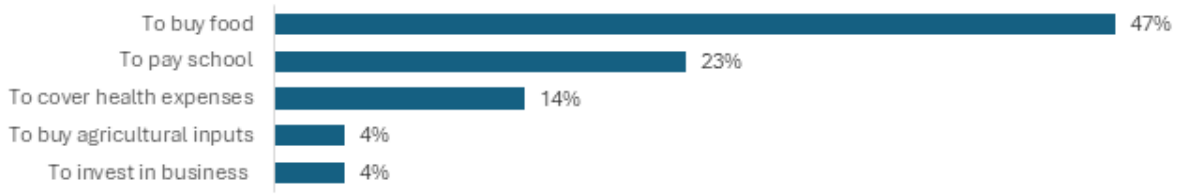


**Top 5 Household Reasons for Borrowing[55]**

# Access to Services

Access to services is impacted by the availability of those services in a settlement or area, the accessibility or ease with which refugees can obtain those services, as well as the acceptability (e.g. comfort) and quality of the services provided. While services may technically be available in settlements, they may not be physically, financially, or administratively accessible, requiring transport or long walks, high expenditures, or

[26] [46] *UNHCR. "2024 Participatory Assessment". 2024-25*

[27] [50] *REACH, U-LEARN, CWG. "Financial Services in the Uganda Refugee Response: An Assessment of User Perspectives".*

[28] *REACH, U-LEARN, LRSWG. "The Realities of Self-Reliance within the Ugandan Refugee Context."*

[29] *WFP. Food Security and Nutrition Assessment (FSNA) 2025*

complex registration processes. In addition to availability and accessibility, services should be acceptable to those who use it. Finally, the quality of services provided, including waiting times and treatment at the point of service, can impact the willingness of individuals to use those services[30].

Challenges related to the availability, accessibility, acceptability, and quality of services persist in settlements and in Kampala for refugees. Regarding access to education, financial accessibility remains a barrier, with the high direct and indirect costs of education influencing school attendance. Furthermore, challenges related to distance to primary and secondary schools, parents' views on the acceptability of school for certain age groups, and quality and capacity of schools persist[31] [32].

Access to WASH services is hindered by availability of water points, physical access constraints, including distance to water points and long waiting times, as well as quality constraints, including poor water pressure. Access to health services is primarily hindered by the quality of services provided at points of care, including the availability of needed drugs and/or treatment and long waiting times, as well as physical access constraints (e.g. long distances to health facilities)[33].

Access to energy resources is affected by poor physical access, requiring individuals to travel long distances, as well as financial accessibility, with more environmentally friendly energy sources and options more expensive than those traditionally used. Finally, the accessibility of information on alternative energy sources or cooking technologies, as well as the acceptability of these to households, influences access and uptake[34].

**Education**

The refugee response continues to face rising demand for education and training opportunities. Between 2023 and 2025, the refugee population aged 3–24 increased by 15% (from 1,015,929 to 1,198,484), while host community children accessing education grew by 3.1% (217,348 to 224,227). Despite this growth, gross enrolment rates (GER) among refugees declined from 41.3% to 35.5%, indicating a significant number of children are Not in Education, Employment, or Training (NEET).

Disaggregated enrolment trends show a decline in pre-primary participation from 45% to 34% and in primary enrolment from 96% to 83% between 2024 and 2025, while secondary

[30] [56] *WFP. Food Security and Nutrition Assessment (FSNA) 2025.*

[31] [57] *UNICEF. "https://gbvguidelines.org/wp/wp-content/uploads/2019/11/AAAQ-framework-Nov-2019-WEB.pdf" 2019.*

[32] *REACH, UNHCR. "https://repository.impact-initiatives.org/document/impact/2a2a00a5/REACH_UGA_2024-MSNA-Report_July-2025.pdf" 2025.*

[33] *UNHCR. "2024 Participatory Assessment". 2024-25*

[34] *REACH, UNHCR. "https://repository.impact-initiatives.org/document/impact/2a2a00a5/REACH_UGA_2024-MSNA-Report_July-2025.pdf"* 2025.

enrolment rose slightly from 9% to 10%. Engagement in tertiary education and training increased significantly, from 2,208 to 7,780 during the same period. Refugee secondary enrolment, however, remains far below the national average of over 25%, with Net Enrolment Rates at 58% for primary and under 5% for secondary. Gender disparities persist: girls represent 47% of primary enrolment compared to 53% for boys, and only 33% of secondary enrolment compared to 67% for boys, highlighting low transition rates from primary to secondary school. Regionally, non-attendance is higher in the Southwest (25%) than in West Nile (15%). In Kampala, over one-third (35%) of refugee households report school-age children out of school, followed by Nakivale (28%) and Kyangwali (27%).

Reductions in global education funding have severely affected the provision of teachers, instructional materials, infrastructure, scholarships, child safeguarding, and bridging programs. Education for refugees and host communities in settlement areas relies heavily on humanitarian support for recurrent costs. With continued funding cuts, the sector's gains are at risk. Of 136 government schools supporting 273,301 learners (197,180 refugees), 92 community schools—serving 119,431 learners (102,714 refugees) and entirely dependent on humanitarian funding—are at risk of closure. These trends underscore the urgent need for sustainable models of education provision for the response.

In the 2024 MSNA, the education sector emerged as the sector with the third highest percentage of households in need, affecting 41% of refugee households. The primary barriers to school attendance reported by respondents are shown below[35].

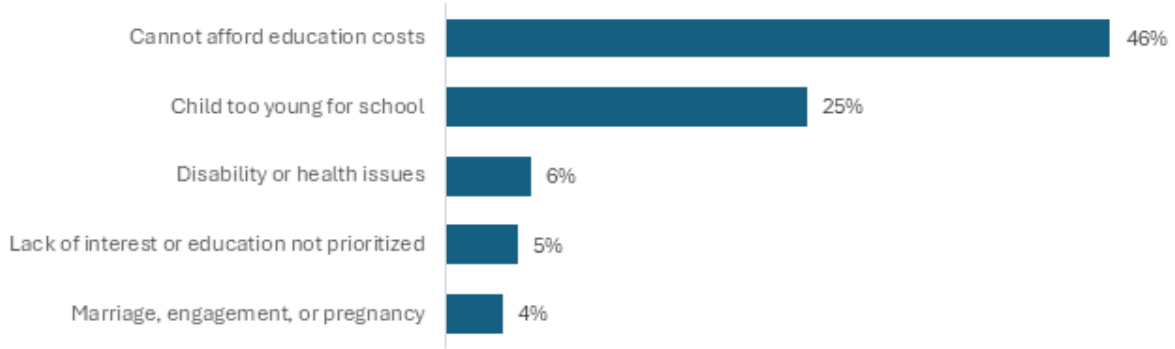


**% of school-aged children (3-18) who were reported to have not attended school at any time during the 2023-2024 school year, by main reason for non-attendance**

The primary barrier reported by respondents was financial constraints related to the ability to afford the direct costs of education, including tuition, supplies, uniforms, and transportation[36]. While primary school is supposed to be provided free of charge, parents are often expected to contribute towards teachers' salaries and school infrastructure. As

[35] *Ministry of Education and Sports. Education Management Information System. 2024.*

[36] *REACH, UNHCR. "https://repository.impact-initiatives.org/document/impact/2a2a00a5/REACH_UGA_2024-MSNA-Report_July-2025.pdf"* 2025.

noted previously, 22% of refugee households assessed in the 2025 FSNA reported withdrawing children from school in response to lack of food or lack of money to buy food, suggesting food shortages can impact children's enrollment.

Distance to schools further limits access. Data from the Individual Profiling Exercise (IPE, 2021) found that 61% of households take more than 30 minutes to reach a primary school, with 21% needing over an hour. For secondary school, 75% of households travel more than 30 minutes, and 43% more than an hour[37]. Findings from the 2024 Participatory Assessment indicate that in Palorinya, the absence of a secondary school in the Iboa Basecamp Zone discourages attendance due to the long distance to the nearest facility.

The child being too young was the second most frequently reported main reason for a child not attending school in the 2023/2024 school year[38]. Parental perceptions of age and school were also found to be an important factor in school attendance in the Uganda National Household Survey 2024. Among refugee households with children 6-12 years, 10% in West Nile, 13% in Southwest, and 20% in Kampala reported their child had never attended school, and 31% of these households noted that the primary reason their children did not attend was because the parents believed the children were too young. Children being too young, as a barrier, may be related to a difference in curricula across countries of origin, given Uganda's emphasis on Early Childhood Development, which may not have similarities in key countries of origin.

There also remain supply-side barriers affecting access to education for refugees, with increasing numbers of refugees putting pressure on already strained schools. There is insufficient infrastructure and insufficient teachers to accommodate the number of learners in settlements[39]. According to a 2025 gap analysis by the Ministry of Education and Sports, the average pupil-to-teacher ratio (PTR) in primary schools reached 117:1 in refugee-hosting areas, with some settlements, such as Adjumani, Imvepi, Kyangwali, and Rhino Camp, exceeding 150:1. In comparison, the average PTR in non-refugee-hosting schools was 74:1. This represents a 50% increase from the 77:1 recorded in 2024.

Other challenges include curriculum mismatches, particularly for Sudanese learners who arrive having studied different subjects or learning sequences, making it difficult to place them in appropriate grades. Language barriers also affect children from Arabic-speaking and Francophone countries, who often struggle to follow lessons taught in English. Many learners also lack documentation of prior schooling, which frequently results in grade repetition even when their learning level is higher. Overcrowded classrooms remain a

[37] *REACH, UNHCR. "https://repository.impact-initiatives.org/document/impact/2a2a00a5/REACH_UGA_2024-MSNA-Report_July-2025.pdf"* 2025.

[38] *UNHCR. "IPE". 2021-2.*

[39] [68] *Uganda Bureau of Statistics (UBOS). "Uganda National Household Survey Report 2023/24". May 2025.*

major constraint, with Pupil–Classroom Ratios (PCR) standing at 69:1 for pre-primary, 123:1 for primary (up from 119:1), and 87:1 for secondary, well above national standards of 25:1 for pre-primary and 53:1 for primary and secondary. Teachers have reported that classrooms are so overcrowded that they cannot even move around to reach students at the back. Severe shortages of instructional materials further undermine learning quality. In addition, limited WASH facilities in many schools, household domestic responsibilities, sickness, and negative parental attitudes toward education continue to reduce attendance, particularly for girls. These systemic gaps not only affect learning outcomes but also reduce children's likelihood of remaining in school.

**WASH**

Based on results from the 2024 MSNA, 38% of refugee households were considered to be in need of support in the WASH sector, with 41% of households in the Southwest reporting compared to 35% of households in West Nile. In Kampala, 47% of refugee households reported needing WASH support. These WASH needs were driven by limited access to safely managed drinking water sources, water quantity, poor access to improved and private sanitation facilities, and poor access to hand washing facilities[40].

The sphere standard for safe water supply is 20 liters per day. However, as of July 2025, 10 of the 13 settlements did not meet this standard, with average liters per day ranging from 22 in Palabek-Adjumani to 7 in Nakivale. As of 2025, 94.6% of refugee HHs in settlements accessed protected sources of water, with 55.8% relying on public taps or standpipes and 3446% on boreholes. At the regional level, a lower percentage of refugee households in the Southwest accessed protected water sources (87%) compared with households in the West Nile (99%)[41].

[40] *Ministry of Education and Sports. "Second Education Response Plan for Refugees and Host Communities in Uganda. 2021/2022-2024/25*

[41] [72] *Sphere Handbook: Water Supply, Sanitation, and Hygiene Promotion. Chapter: Water Supply. 2018.*

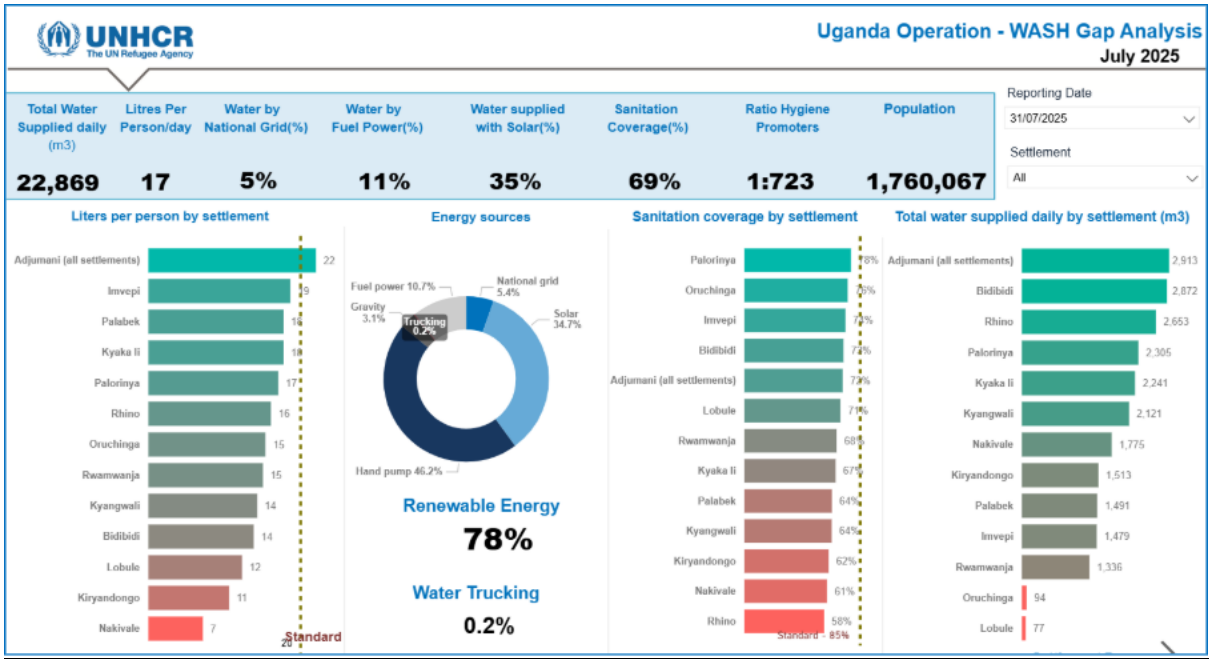


Some of the challenges associated with accessing water that were reported in the 2024 Participatory Assessment include long queues at water sources (56%), low water pressure at sources/low quality/boreholes in bad state (49%), water fees too high (33%), and no clean water within 30 minutes of the house (33%). In addition, participants mentioned the challenges associated with overpopulation and high-water demand, which puts a significant strain on water points[42].

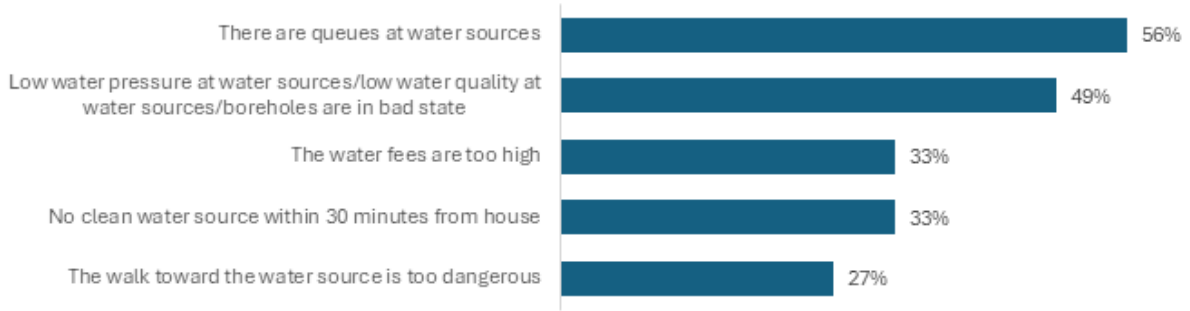


**Top 5 reported barriers and challenges in accessing water faced by refugees[74]**

Access and quality issues were also reported the 2025 FSNA, in which 1 in 5 refugee households reported not being satisfied with their current water source, citing irregular supply (29%), bad quality (20%), and long waiting times in queues (20%). The issue of bad water quality was reported more frequently in Southwestern settlements, with 34% noting they were not satisfied because of bad quality compared to 7% of households in West Nile settlements[43]. The irregular maintenance of water systems, reduced funding, and a growing refugee population, combined with prolonged dry seasons, can put increased

[42] *UNHCR, WASH WG. WASH Gap Analysis Dashboard. Accessed 03.09.2025*

[43] [75] *UNHCR. "2024 Participatory Assessment". 2024-25*

strain on water points, contributing to breakdowns, long queues, low water pressure, and higher maintenance costs.

Related to distance to water points, the 2025 FSNA found that 3 in 4 refugee households in settlements can access a water point within 30 minutes. However, regional differences exist between West Nile and Southwest, with 83.2% of households in West Nile versus 63.4% of households in the Southwest able to access a water point within 30 minutes. The highest average time recorded to a water point was observed in Nakivale at a little over 47 minutes, with less than 50% of households able to access a water point within 30 minutes.

Aside from access to water, the sanitation and hygiene situation in Uganda is critical, with 48.1% of nationals and 60.4% of refugees found to be using unimproved toilet facilities (anything other than flush/flush-pour to sewer/septic tank/VIP/pit-slab or composting toilets). As of July 2025, no settlement met the 85% sanitation coverage standard. In addition, 83% of refugee households reported they do not have access to hand washing facilities. The 2025 FSNA observed handwashing facilities in assessed households, finding only 5% of households had functional handwashing facilities (with water and soap available) within the household[44].

**Health and Nutrition**

Access to health care for refugees in Uganda remains high, with 95% reporting access in 2024, though nearly half experience long waiting times. Key health indicators remain within acceptable levels: crude mortality rate is 0.05 deaths per 1,000 people, under-five mortality is 0.08 per 1,000, maternal mortality is 16.5 per 100,000 live births, and neonatal mortality slightly increased from 3.9 to 4.1 per 1,000. Attendance for antenatal care in the first trimester is 51%, skilled birth attendance is 98%, and postnatal care coverage is 67%. The most common illnesses among refugees are malaria (23%) and upper respiratory infections (13%).

Nutrition outcomes have worsened in 2025. Global Acute Malnutrition (GAM) among children increased from 5.4% in 2024 to 7.8%, with boys more affected (8.4%) than girls (7.2%). Child anemia also rose from 30.8% to 42.5%. Settlements in West Nile hosting South Sudanese refugees reported higher GAM rates, averaging 9.4%, while those in the Southwest hosting Congolese refugees had a lower rate of 4.8%. The highest rates were observed in Bidibidi (13.5%), followed by Adjumani (11.4%), Palorinya (11%), and Palabek (10.6%). Anemia among pregnant women remains critical at 42.9%, and child stunting is high in the Southwest at 42%. Dietary diversity is a concern, with only 14% of children meeting the recommended minimum, down from 26.6% in 2024. Immunization coverage

[44] *WFP. Food Security and Nutrition Assessment (FSNA) 2025.*

remains strong—measles (96.7%), OPV3 (91.7%), DPT3 (90.6%), and vitamin A supplementation (91.7%)—though deworming coverage declined from 78.8% to 68.4%.

The refugee response successfully managed disease outbreaks in 2025, including 91 cholera cases, 232 measles cases, and 74 mpox cases. According to the 2024 MSNA, nearly half of refugee households reported a healthcare need in the preceding three months, with higher needs among persons with disabilities (75%) and those over 60 years old (80%). Common healthcare needs included treatment for acute illness (75%), preventative consultations (20%), and diagnostic tests (15%)[81]. About 13% of those needing care were unable to access it, rising to 22% for persons with disabilities and 19% for older adults[45]. Settlement-level analysis showed Kampala with the highest proportion of unmet healthcare needs, by far at 42%, among refugee, followed by Palorinya at 21% and Rhino camp at 20%. Kampala also exhibited the widest gap between population groups, with refugees experiencing nearly four times the unmet needs compared to 11% from host communities.

Challenges in accessing healthcare include unavailability or unaffordability of medicines (57%), long waiting times (48%), difficulty reaching facilities due to distance or transport (38%), language barriers (35%), and poor treatment by staff (25%). These findings are consistent across multiple assessments, including the Uganda National Household Survey and FSNA 2025.[84,85,86]

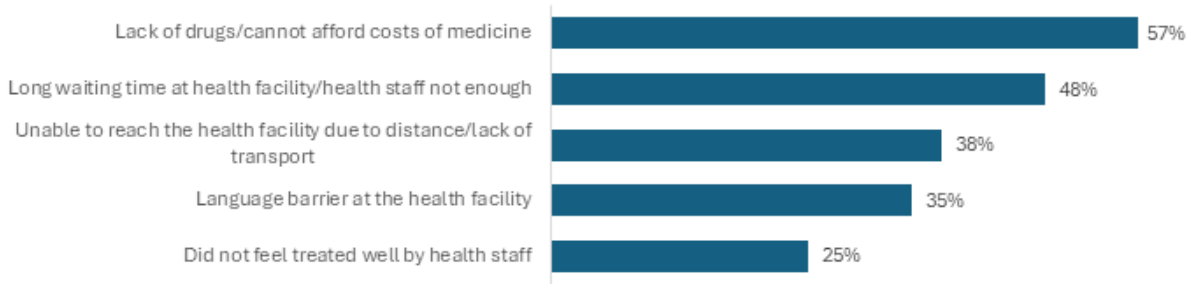


**Top 5 challenges and barriers refugees faced when accessing health services[87]**

In terms of transport and distance to health facilities, 92% of refugee households assessed in the 2024 MSNA reported walking as their primary mode of transportation to health facilities. 46% of households needed less than 30 minutes to reach the nearest facility, with 25% needing more than an hour[46]. The extended travel time, particularly on foot, creates disproportionate challenges for vulnerable populations like people with disability, pregnant women, the elderly or children who have fallen sick. According to key informants from West Nile during the MSNA assessment, *"the health center is very far from the community, and children and vulnerable people like the elderly find it hard to seek medical care when they need it. Some of them end up dead because they cannot go to the hospital."*

[45] *WFP. Food Security and Nutrition Assessment (FSNA) 2025.*

[46] *WFP. Food Security and Nutrition Assessment (FSNA) 2025.*

The 2025 FSNA revealed that lack of medicines, reported amongst 70%, of responders as the major challenge to accessing health care. 45% of the respondents also highlighted long waiting times at the facilities and about 14% indicated that they could not access required investigations at the health facilities attended.

**Energy and Environment**

Uganda's rate of forest loss is among the highest in the world, with forest cover diminishing from 24% in 1990 to 12% in 2021, with an estimated 73,000 hectares lost annually[47]. This forest loss is largely driven and accelerated by agriculture, human settlement, and firewood harvesting. Refugees and host communities are heavily reliant on biomass fuels for cooking, with 77% of refugee households and 88% of host community households using wood as their primary energy source, followed by charcoal (22% of refugee households and 11% of host households)[48]. This high demand for biomass fuels drives repeated extraction, contributing to deforestation over time.

In addition to the environmental consequences of deforestation, including loss of biodiversity and soil erosion, it also poses consequences to those who rely on it. With a decrease in the amount of wood available, those responsible for collecting it, who tend to be women and girls, need to travel further and devote additional time to collecting wood. In the 2024 Participatory Assessment, refugees noted several challenges related to accessing these energy sources, including long distances to collection areas (54%), a scarcity of wood within settlements (51%), and safety concerns during collection (35%). The increased time spent collecting wood not only poses safety risks, but it also takes time away from other activities, including livelihoods and education. While briquettes could be a reliable alternative cooking fuel to either wood or charcoal, adoption remains limited due to limited awareness and cost, as well as real or perceived quality issues[49].

In terms of cooking technology, 63% of refugee households in settlements reporting using a traditional three stone stove, with 27% using an improved cookstove[50]. Low adoption of cookstoves could be related to misconceptions on the fuel types that are supported by improved cookstoves and their availability in settlements[51]. Additionally, 59% of refugee respondents in the 2024 Participatory Assessment reported that the affordability of improved cookstoves was a challenge to accessing more sustainable and environmentally friendly energy sources.

---

[47] *NEMA (2024). The National State of Environment Report 2024*

[48] *IFC, "https://www.ifc.org/content/dam/ifc/doc/2025/energy-access-baseline-study-in-uganda-s-refugee-hosting-areas.pdf" 2025.*

[49] *National Environment Management Authority. "National State of the Environment Report 2024". 2024.*

[50] *UNHCR. "2024 Participatory Assessment". 2024-25*

[51] *REACH, U-LEARN, WorkGreEEN. "Energy Practices in Ugandan Settlements Amid Environmental Challenges". April 2024*

Refugee households also noted challenges accessing more sustainable, environmentally friendly energy sources. Barriers to these other sources included the affordability of solar panels (75%), the affordability of improved cookstoves (59%), and the affordability of briquettes (39%). There also remained lingering uncertainties as to the quality of available solar panels and information on where to purchase these environmentally friendly options[52].

**Shelter, Settlement and Non-Food Items (NFI)**

Findings from the 2024 MSNA highlight shelter as one of the most pressing needs among refugees and host communities in Uganda. An estimated 70% of refugee households are in need of shelter support—the highest level of need across all sectors. Among host communities, the proportion stands at 40%, while in Kampala, shelter needs are reported among 24% of refugees and 29% of host community members. Despite the huge need, the Shelter, settlement and NFI has consistently been the least funded with less than 5% of its projected resource requirements being provided in the last 3 years.

The quality of existing shelter structures remains inadequate, with 65% of refugees and 25% of host community members living in semi-permanent structures made of grass and bricks, exposing them to harsh weather conditions and safety risks. The 2024 Participatory Assessment report indicates that Refugees face persistent challenges in improving their shelters due to limited access to construction materials (60%), high costs of supplies (55%), and frequent weather-related damage (38%). These constraints are compounded by limited physical capacity, inadequate humanitarian assistance, and logistical difficulties in transporting materials from markets to settlements (Participatory Assessment, 2024).

To cope with these challenges, refugees rely heavily on market purchases (56%), social networks (51%), and natural resource collection (50%). Shelter construction and maintenance are primarily sustained through family labour (67%) and community cooperation (52%), reflecting strong community resilience despite limited external support. Some households also resort to borrowing money or seeking assistance from organizations to meet their shelter needs (Participatory Assessment 2024).

The 2024 Participatory Assessment revealed that shelter-related needs vary significantly across Uganda's refugee-hosting regions, reflecting both geographic and demographic disparities. In the North, persons with specific needs (PSNs) face major barriers, including limited support for repairs and assistive devices, long distances to services, and insufficient consultation in programming. Overall, the Q3 sectoral dashboard for shelter, settlement, and NFI shows that only 575 PSNs received shelter support. Community

[52] *REACH, U-LEARN, WorkGreEEN. "Energy Practices in Ugandan Settlements Amid Environmental Challenges". April 2024*

structures, such as Refugee Welfare Committees (RWCs)—composed of elected refugee leaders—and religious leaders are considered vital for promoting fairness and inclusion. In West Nile, satisfaction with shelter support is generally high, particularly in Bidibidi and Lobule, where agencies are responsive. However, PSNs still encounter discrimination, language barriers, and delays in accessing support. In Kampala's urban context, perceptions of humanitarian sensitivity are generally positive, but low awareness of available services and complaint mechanisms among minorities and PSNs limits access to shelter assistance. While communities heavily rely on religious leaders and elders, both physical and systemic barriers continue to restrict support.

# Protection

Refugees in Uganda face multiple protection risks driven by poverty, limited access to services and livelihoods, and environmental degradation. Cuts in food assistance have intensified vulnerabilities and increased reliance on harmful coping mechanisms, particularly among women, children, and persons with specific needs. While social cohesion with host communities is generally positive, tensions persist over scarce resources. Barriers to information—due to language, literacy, and limited mobile or internet access—further hinder protection.

Women and children constitute the majority of the refugee population, with 52% under 18, and high rates of disability and medical conditions amplify risks. Children face significant protection concerns, including psychological distress, child labor, and gender-based violence (GBV). Mental health has deteriorated, with 263 suicide-related incidents reported in 2024, including 34 deaths. GBV prevalence reached 34.7%, with 80% of survivors being women and girls.

**Access to asylum procedures including reception, registration, and refugee status determination (RSD)**

Uganda faces a large-scale, protracted refugee crisis, with an average of over 130,000 new asylum seekers registered annually. This sustained influx has overwhelmed the Refugee Status Determination (RSD) process, creating a backlog of approximately 40,000 cases. Limited resources for Refugee Eligibility Committee (REC) sessions have extended the average waiting time to 389 days, well above the statutory 90-day limit, leaving asylum seekers in prolonged uncertainty.

Reception conditions at key entry points, including Kiryandongo, Nyakabande, and Nyumanzi, have deteriorated due to overcrowding, insufficient water and sanitation, and other protection risks. Registration for Eritrean, Ethiopian, and Somali nationals has been

suspended due to security concerns and reports of fraudulent claims, resulting in arrests and detention.

Operational challenges—including insufficient registration equipment (computers, biometric devices, and fingerprint scanners), unreliable internet and power connectivity, limited staff capacity, and delays in transportation for relocation to settlements—further restrict timely access to territory and settlements. During the peak of the 2025 DRC emergency, nearly $2,000 per week was required for transportation alone, highlighting the financial and operational strain on the response. These gaps underscore the urgent need for investment in reception infrastructure, RSD capacity, and logistical support to ensure safe and dignified asylum.

In addition to refugees, Uganda hosts a population of stateless persons who face unique protection risks due to lack of nationality, identity documentation, and access to basic services. The Uganda Bureau of Statistics included these communities in the 2024 national census, identifying 10,284 individuals from the Bagabu, Bakingwe, Benet, and Maragoli communities not mentioned in Schedule 3 of the Constitution, which lists communities automatically recognized as citizens by birth. Stateless individuals are often excluded from social services, education, and livelihood opportunities, and face heightened vulnerability to exploitation and abuse. Efforts to identify, register, and provide legal assistance to stateless persons remain limited, underscoring the need for targeted interventions to ensure their inclusion in national systems and protection frameworks.

**Child Protection**

Children make up the largest age group among refugees in Uganda, representing 52% of the population as of September 2025. Child protection risks remain high, including child labour, gender-based violence, and family separation. The 2024 MSNA reports that 6% of refugee households and 7% of host households have at least one child not living with their family, while UNHCR's refugee registration and case management system identifies 57,000 children in need of individualized support.

Service delivery is severely constrained by staffing shortages, with caseworker-to-child ratios averaging 1:199 and reaching 1:295 in West Nile—far above the global standard of 1:25. Unaccompanied and separated children (UASC) are among the most vulnerable, facing heightened psychosocial distress and limited access to family tracing and reunification. Currently, nearly 50,000 UASC require foster care, and numbers continue to rise. Underfunding has led to reductions in food assistance and foster family support by 40%, leaving households unable to provide for children. As families face food insecurity, some parents abandon children in search of livelihoods, while foster families struggle to cope, increasing risks of neglect, violence, exploitation, trafficking, and early marriage.

Gaps in support disproportionately affect girls, children with disabilities, and unaccompanied and separated children (UASC), who face elevated risks of exploitation,

neglect, and abuse. Limited access to specialized services, insufficient caseworkers, and overcrowded facilities—combined with discriminatory attitudes and harmful practices—further weaken protection mechanisms and reduce the ability to respond effectively. Strengthening case management systems, expanding community-based protection, and investing in trained personnel are critical to safeguarding children's rights to safety, dignity, and development. With disability affecting 3.6% of women and 3.0% of men, inclusive programming is essential.

**Gender Based Violence (GBV)**

Women and children make up the majority of Uganda's refugee population and are highly vulnerable to GBV. In 2024, 4,103 GBV incidents were reported, though services have been reduced due to a 56% drop in caseworkers since 2023. Common forms of GBV include psychosocial/emotional abuse (34%), denial of resources (26%), and physical assault (21%). Domestic violence remains widespread in both refugee settlements and host communities, driven by economic stress, substance abuse, harmful cultural norms, and limited access to land and food. Adolescent girls are particularly at risk of early marriage and teenage pregnancy. Between January and June 2025, GBV incidents rose by approximately 35%, with 80% of survivors being women and girls.

Critical service gaps persist in Uganda's refugee response. Nationally, the caseworker-to-survivor ratio stands at 1:38, with some settlements reaching 1:85—far exceeding the global standard of 1:20. Limited confidential spaces, long travel distances, and restricted access to legal and mental health support further hinder survivor-centered care. Community-led initiatives provide some support but operate with minimal resources and without formal structures. These gaps are especially acute in Nakivale, where 66% of reported GBV incidents involve rape. Most cases are reported after two weeks, and only 2% of survivors receive the necessary clinical care within 72 hours, highlighting the urgent need to expand access to essential services for women and girls.

**Persons with specific needs (PSN)**

Across the refugee response, 14% of the registered population are identified as having some form of specific needs. The 2024 PA identified disability as a significant vulnerability factor with 9% of refugee households being headed by persons with disabilities compared to 5% in host communities. Moreover, 24% of refugee households have at least one member with a disability, double the proportion observed in host communities (12%). The prevalence is particularly pronounced in Kyaka, Rwamwanja, and Palorinya settlements, which report the highest percentages of households with members living with disabilities.

Despite these needs, 2024 witnessed a 49% reduction in the number of persons with specific needs (PSNs) who received direct support. At the same time, there was a 57%

increase in interventions aimed at addressing systemic barriers to inclusion, reflecting a shift in approach, moving from individualized assistance toward broader structural measures designed to enhance accessibility, participation, and resilience within refugee and host communities. However, the data highlights persistent protection risks. Refugee households continue to bear a disproportionate burden of disability-related vulnerabilities, with gaps in targeted support undermining their capacity to cope.

**Mental Health and Psychosocial Support (MPHSS)**

Mental health and psychosocial support (MHPSS) remain a key concern for both refugees and host communities. According to the 2024 MSNA, 68% of refugee households reported having at least one member experiencing an MHPSS-related issue, compared to 46% of households in host communities. Overall, close to 7 out of every 10 refugee households report having a family member with a mental health concern.

According to the National Suicide Tracking Dashboard (October 2025), the main drivers of mental health challenges and suicidal ideation include family conflict, lack of basic needs, financial stress, substance abuse, domestic violence, and pre-existing mental illness. These pressures are exacerbated by the limited availability of MHPSS services. Access barriers are significant: 42% of respondents in the 2024 MSNA reported feeling ashamed to seek support due to stigma, 25% cited language difficulties at MHPSS facilities, and 23% said services were simply not available in their communities. Additional obstacles include long waiting times (20%), lack of appropriate treatment (19%), and financial constraints, particularly transport and medical costs.

The gravity of the situation is underscored by a 31% increase in reported suicide incidents compared to 2023, with family disagreements emerging as the leading trigger and hanging by rope the most common method. Men accounted for 81% of completed suicides, while women accounted for 19%. Of the total deaths, 37 involved refugees and 6 were nationals. Bidibidi, Palabek, and Palorinya recorded the highest number of suicide cases in 2025 (National Suicide Tracking Dashboard, October 2025). In addition, data from the We-Link/FRRM dashboards shows no significant change in MHPSS-related distress calls over the last three years—274 calls in 2024, compared with 272 in 2023 and 275 in 2022. This stability in call volume suggests that mental health needs remain persistent and are not being adequately addressed despite ongoing interventions.

**Social Cohesion/Peaceful coexistence**

Tensions between refugees and host communities, as well as within refugee groups, persist across settlements in Uganda. Between January 2021 and May 2025, 2,645 incidents were reported in five tracked settlements, resulting in 293 fatalities and 4,548

injuries (Conflict dashboards interactive version). While most incidents lead to injuries rather than deaths, settlements such as Palabek (33%) and Adjumani (20%) recorded higher fatality proportions, partly due to smaller incident counts amplifying severe cases.

The 2024 Participatory Assessment identifies resource scarcity as the leading driver of conflict, particularly disputes over land (60%), firewood (49%), and grazing or crop areas (42%). Competition for shelter materials, cultural misunderstandings, and unequal access to services further heighten tensions. Recent reductions in food rations have added pressure, with 55% of respondents reporting worsening relations between refugees and host communities. Settlement-level data shows even sharper deterioration: Palabek (85%), Bidibidi (81%), and Lobule (78%) reported the highest levels in the north, while Oruchinga (74%) recorded the highest in the Southwest. These patterns highlight the need for inclusive resource management and conflict-sensitive programming to prevent escalation and support peaceful coexistence.

Despite challenges, cooperation between refugees and host communities remains evident. Only 38% of refugee households reported no knowledge or involvement in local government, while others were occasionally or actively engaged, and many expressed willingness to cooperate on communal issues such as food or water shortages.

**Physical safety and access to justice**

Refugees and asylum-seekers in Uganda face significant barriers to accessing legal and justice services. Challenges reported in the 2024 Participatory Assessment include delayed responses, language barriers, discrimination, and long distances to service points. Many refugees also lack adequate legal information and representation. A portion of respondents noted fees for accessing certain services, highlighting gaps in equitable access. These findings point to the need for strengthened accountability, outreach, and inclusive justice mechanisms.

*Figure 6: The main challenges that refugees and asylum-seekers face in accessing legal services and justice systems, and courts*

Perceptions of safety vary across settlements. Respondents in Kiryandongo rated safety poorly (86%), while Palabek reported more positive perceptions, with mixed results in Adjumani and Palorinya. Common concerns include break-ins, physical violence, robbery, and gender-based violence (GBV), often linked to poverty, hunger, substance abuse, youth idleness, and ethnic tensions. In the West Nile and Southwest, insecurity is particularly noted at night due to limited security coverage and poor lighting. Settlements such as Kyaka II, Nakivale, and Oruchinga report thefts, community violence, and delayed law enforcement response, with only 12% of respondents rating safety as "Very Good" and 41% as "Poor" or "Very Poor." Vulnerable groups—particularly women, girls, and persons with disabilities—face heightened risks due to unsafe housing and social exclusion. In urban Kampala, refugees encounter systemic barriers to justice, including limited legal representation and delays in case resolution. Poverty, unemployment, and substance abuse are consistently cited as underlying contributors to insecurity across locations.

Community capacities play a critical role in enhancing safety and access to justice. In settlements such as Palorinya, collaborative initiatives between communities and local law enforcement promote crime prevention, trust-building, and order through annual community policing drives. Community-based security structures, including neighborhood watch teams, paralegals, and committees, engage actively in identifying and addressing safety concerns. Traditional mechanisms, such as mediation by community leaders and elders, continue to resolve minor disputes effectively. Training programs for paralegals and leaders have strengthened case identification, management, and referral skills, while growing awareness of reporting channels has improved access to legal remedies and reinforced community-based protection.

**Access to information and feedback mechanisms**

The 2024 Participatory Assessment indicates that most refugees and host community members feel consulted by aid agencies, with 78% reporting their opinions are considered and 73% noting that minority voices are included. About 70% believe vulnerable groups—such as persons with disabilities, older persons, women, and ethnic or religious

minorities—are informed about available services, and 73% know how to provide suggestions or complaints. However, awareness varies by location, from 40% in Adjumani to 91% in Bidibidi and 84% in Imvepi. Barriers include long distances, discrimination, and language differences.

*Figure 13: The support mechanisms exist in the community to support other minorities in your community to face problems/issues that affect their well-being*

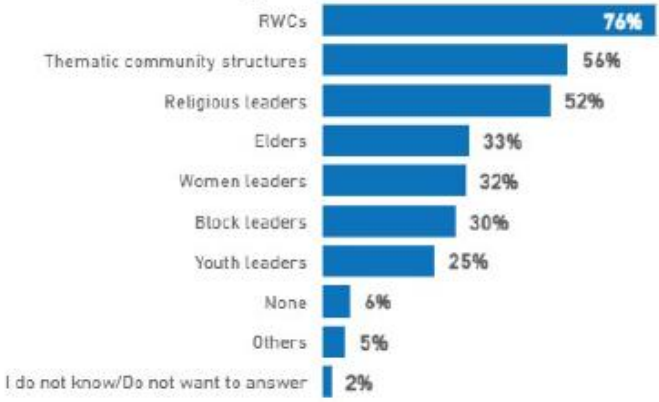


While 52% of refugees are aware of community feedback mechanisms (CFMs), usage and satisfaction are limited. Complaint and suggestion boxes (58%) and the Inter-Agency helpline (68%) are the most recognized, while digital channels such as SMS and email are rarely known (5% and 1%). Among those who used CFMs in the past six months, 53% reported dissatisfaction, mainly due to lack of response. Preferences for feedback vary; face-to-face engagement is favoured in West Nile and Southwest, whereas Kampala residents prefer protection desks and show slightly higher openness to digital options.

Figure 40 - % of respondents per preferred way of providing feedback about aid and aid workers behavior, per region

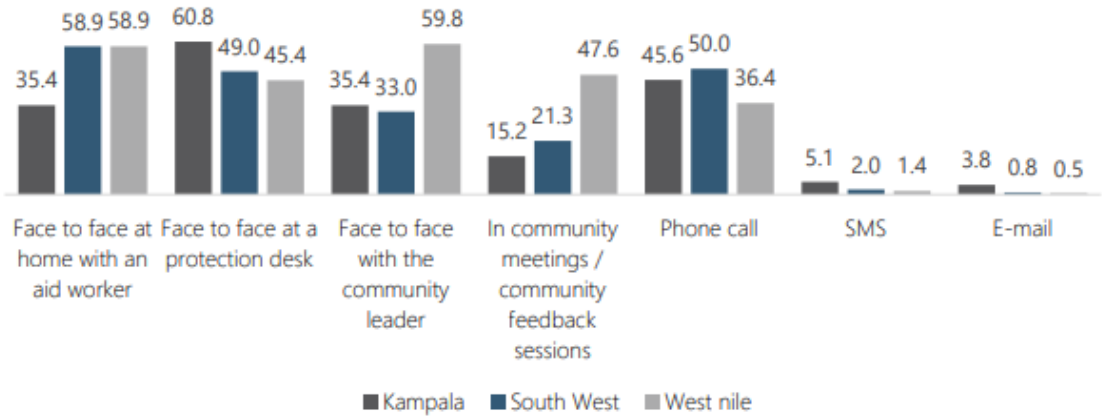

# Response Strategy

## Strategic Objectives

The Uganda Country Refugee Response Plan (UCRRP) is a joint plan between the Government of Uganda (GoU) through the Office of the Prime Minister (OPM) and the Ministry of Local Government (MoLG), the UN High Commissioner for Refugees (UNHCR), national and international partners, who come together to deliver an integrated and mutually reinforcing humanitarian and transition plan in support of refugees and host communities. The UCRRP promotes the strategic priorities identified by the GOU and partners, with interventions aligned to national policies and strategies, responding to evolving needs and seeking to complement and build on other international assistance programs in the country. The response plan focuses on humanitarian assistance to refugees and host communities, and also seeks to expand investments, partnerships, and delivery models towards longer-term development strategies.

The vision of the Uganda 2026-2027 UCRRP is a coordinated, accountable, inclusive and sustainable refugee response for socio-economic transformation of refugee and host communities. This vision will be guided by the following impact statements.

1. *Uganda's asylum space is strengthened and unhindered; access to territory is preserved; and international protection standards are upheld, with attention to specific protection needs.*
2. *Urgent and life-saving needs of refugees and asylum seekers are prioritized and addressed in a timely and targeted manner, ensuring that the most vulnerable are reached first and that basic needs are consistently met across sectors.*
3. *Refugees and host communities access essential services (e.g., protection, health, education, and water services) through strengthened national and local systems, with a focus on localization and stronger humanitarian–development linkages to ensure continuity and sustainability.*
4. *Refugees and host communities live together peacefully and actively participate in creating inclusive and sustainable livelihoods opportunities that enhance self-reliance and reduce dependency.*
5. *Refugees and stateless persons access durable solutions, including voluntary return and third-country options, while promoting local engagement and exploring context-appropriate pathways that support long-term inclusion.*

## Population Planning Figures

As of 31 December 2025, the registered refugee and asylum seeker population in Uganda stood at 1,971,983 persons. The projected planning figure for 2026 is 2.2 million, based on assumptions of 159,000 new arrivals, 43,000 new births, and a reduction of 8,600 linked to returns, deaths, and resettlement. For 2027, the planning figure is projected at 2.39 million, assuming 47,000 new arrivals, 46,000 new births, and a decrease of 17,000 due to deaths, returns, and resettlement.

The host community population is projected at 3.3 million in 2026 and 5.8 3.4 million in 2027, of which 513,281 in 2026 and 525,596 in 2027 will be targeted for assistance.

## Priorities

The planning priorities were developed following consultation with Refugee Response partners in four situation analysis workshops that were conducted with field-level experts in Arua, Adjumani and Mbarara and at the national level in Kampala. Using the situation analysis as a guide, several key inter-sector priorities were identified.

- Safeguard essential protection services and support to high-risk groups.
- Preserve minimum health, WASH, and education services despite cuts.
- Invest heavily in livelihoods and self-reliance to reduce dependency.
- Improve data quality, availability, and settlement-level analysis.

- Address environmental degradation and scale climate-smart energy/land solutions.
- Strengthen coordination, government engagement, and integration into national systems.
- Advance localization with proper capacity building, resources, and realistic expectations.
- Preserve social cohesion and manage tensions as pressures on land and services grow.

## Strategic Assumptions

The planning assumptions were developed through a participatory process involving government institutions, UN agencies, international and national NGOs, and refugee representatives. In addition to the key assumptions outlined below, each sector strategy includes an analysis of sector-level assumptions, risks, and corresponding mitigating measures within their respective theories of change.

## Context

- Funding will continue to decline or remain significantly constrained.
- Food assistance cuts will persist and continue driving protection risks.
- Instability in the region will continue and population numbers will remain high with ongoing new arrivals.
- Services will remain overstretched, and quality will remain below standards in several sectors.
- Climate-related shocks (drought, flooding) will continue to affect settlements.
- Localization will accelerate—but without proper resourcing, it risks failure.
- District and national systems will need to absorb more responsibility.
- Social tensions may rise under increasing pressure on land, resources, and services.
- Urban migration will increase, but services in urban areas will not expand at a similar rate.

## Governance

The Government of Uganda retains national leadership of the response, while the international community reaffirms its commitment to support and strengthen the capacity of national and local institutions, as well as national and local humanitarian actors. Response actors prioritize linkages and complementarity with longer-term development plans in line with the Global Compact on Refugees (GCR) and the Sustainable Development Goals (SDGs), enabling a gradual shift toward more sustainable service delivery through national systems.

Partnerships with development actors and civil society organizations facilitate complementary approaches. Political will supports the pursuit of necessary reforms and the further development of capacities in key government-led areas, including registration,

refugee status determination (RSD), security, and social services. The private sector is actively engaged in planned programs.

## Alignment with Planning Frameworks

The Government of Uganda has been implementing the Comprehensive Refugee Response Framework (CRRF) since 2017 and the Global Compact on Refugees (GCR) since 2018, embracing initiatives, mechanisms and poli-cies that address the shared needs of refugee and host communities. Application of the CRRF in Uganda places a strong focus on self-reliance of refugees and host communities and strengthening local service delivery for both. During the Global Refugee Forum in December 2023 in Geneva, the Government of Uganda pledged that over the next four years it would transition key services (heath, education and WASH), strengthen action on climate change; enhance resilience and self-reliance; advance localization of the response; and pursue durable solutions[53].

To align the humanitarian response to government sectoral priorities and policies, comprehensive sector response plans have been developed under the respective Line Ministries. These enable Uganda to clearly highlight where the international community may usefully channel long-term support for a comprehensive and people-centered response in its refugee-hosting districts, while providing humanitarian interventions in the medium-term. They include the Education Response Plan for Refugees and Host Communities (ERP II), the Health Sector Integrated Refugee Response Plan (HSIRRP II), the Water and Environment Sector Refugee Response Plan (WESRRP II) and the Jobs and Livelihoods Integrated Response Plan (JLIRP) and the Sustainable Energy Refugee Response Plan (SERRP).

The Government of Uganda has included refugees in national and district development planning. Under the National Development Plan IV (2025/26–2029/30), refugees are explicitly included. This is also the case in national planning and national statistics, including through their incorporation into both the Uganda National Household Survey (UNHS) 2023/2024 and the national census. This is the second time refugees have been included in a national household survey, and the first time they have been captured through a representative sample across three strata: Southwest, North/West Nile, and Kampala.

The District Development Plans (DDPs) for the refugee-hosting districts also include the refugee population in the settlements, thus taking into consideration the needs of the entire population in the district to inform area-based interventions by development actors. This improves the alignment of humanitarian and development investments.

## Cross-Cutting Considerations

*53 Pledges by the Government of Uganda 2023 https://data.unhcr.org/en/documents/details/105686*

## ACCOUNTABILITY TO AFFECTED POPULATIONS (AAP)

To realize the vision of a response that is coordinated, accountable, inclusive and sustainable, accountability to all forcibly displaced and stateless people will be strengthened across the ref-ugee response through meaningful participation of com-munities, with due attention to age, gender, and diversity considerations. The key will be to make sure that refu-gee leaders can effectively represent their community in discussions with authorities, that there is meaningful communication with refugees about their rights and ser-vices, and that refugees are able to give feedback to partners about what is working well and what can be improved - feedback that is then acted upon to improve the quality of the response. The aim is to achieve women representing 50 % in leadership structures. Refugee-led organizations (RLOs) in relevant planning, coordination, and decision-making fora to ensure meaning-ful participation of refugees and strengthen localized approaches. All sectors and all partners in the response are committed to consistently capture refugee and community feedback to improve the design and adapt programs; to share accessible, relevant, and timely information with communities; and to ensure that communities can influence the decisions that affect their lives at all stages of the program life cycle.

## CLIMATE ACTION AND ENVIRONMENTAL SUSTAINABILITY

Climate action will be integrated across all sector strategies to address the environmental pressures and climate-related risks affecting refugee-hosting areas. Partners will prioritize sustainable natural resource management, climate-smart livelihoods, and environmentally responsible programming, including reforestation, renewable energy solutions, and climate-resilient infrastructure. Climate risk analysis and environmental impact considerations will be embedded in planning, implementation, and monitoring to ensure that programs reduce vulnerability, build community resilience, and contribute to long-term environmental sustainability. Collaboration with district authorities, line ministries, and community structures will be essential to advancing a coordinated and sustainable approach to climate action.

## GENDER-BASED VIOLENCE (GBV)

Sectors will ensure that GBV prevention, risk mitigation and response is effectively mainstreamed throughout all activities. As such, sectors and partners will assess and mitigate the potential GBV risks of planned actions, and make the concerns and experience of women, girls, men and boys integral to the design, implementation, monitoring, and evaluation of their programs.

## LOCALIZATION

Localization will be strengthened across the response by ensuring that refugee-led organizations (RLOs), community-based organizations (CBOs), and district authorities have a meaningful role in planning, coordination, and decision-making processes. Efforts will focus on expanding the leadership, voice, and influence of local actors, reinforcing

their technical and financial capacities, and supporting equitable partnerships based on transparency, complementarity, and shared accountability. Strengthening localized approaches will contribute to more sustainable, community-driven solutions and increase the effectiveness and relevance of the refugee response.

PEACEFUL CO-EXISTENCE

Conflict sensitivity is being enhanced across the response through conflict analysis and mapping, early identification of tensions, and building the capacity of actors in the refugee response to mainstream conflict sensitivity throughout the sector plans and programs. Furthermore, communities are being empowered to prevent and respond to conflict through support to structures of community dialogue, capacity-building of youth and other community members to resolve tensions peacefully, community-led initiatives to address drivers of conflict, and activities to bring together refugee and host communities to enhance social cohesion.

PERSONS WITH SPECIFIC NEEDS (PSN)

Aiding and providing support to PSNs is a priority for all sectors. The sectors will ensure that quality age, gender, and diversity (AGD) disaggregated data is continuously collected and analyzed for programming and monitoring purposes; that barriers to PSNs' participation and access to services are systematically identified and addressed; and that PSNs and their representatives at community level are empowered to participate in decision-making processes.

PROTECTION FROM SEXUAL EXPLOITATION AND ABUSE (PSEA)

All partners remain committed to upholding the highest standards of Protection from Sexual Exploitation and Abuse. PSEA will be mainstreamed across all sectors through clear reporting pathways, confidential and survivor-centred response mechanisms, mandatory training for all personnel, and strong coordination with community structures. Efforts will focus on increasing awareness among refugees and host communities about their rights, available complaint channels, and the expected conduct of humanitarian workers. Strengthening safe and accessible reporting mechanisms, coupled with timely follow-up and accountability, remains central to maintaining trust and safeguarding affected populations.

HARMONIZING CASH AND VOUCHER ASSISTANCE

Cash-based assistance continues to be a priority across the refugee response, with partners committed to delivering humanitarian aid through cash modalities wherever feasible and harmonizing approaches to ensure efficiency, dignity, and inclusion. The Uganda Cash Working Group (CWG) launched its Harmonized Cash Approach (HCA) for 2024–2026, positioning cash as the preferred method for assistance across sectors and promoting financial inclusion and self-reliance for refugees. The HCA is structured around

improving access to and the quality of financial services for refugees, using humanitarian cash assistance as a pathway to financial inclusion, and harmonizing cash interventions to achieve greater efficiency. Digital delivery mechanisms, including mobile money and agency banking, are prioritized to enhance accessibility, timeliness, and discretion. Refugees are supported with financial literacy training and inclusive access to mobile and banking platforms, with attention to gender, age, and diversity considerations.

PREPAREDNESS AND RESPONSE TO NATURAL AND MAN-MADE DISASTER

The Uganda Country Refugee Response Plan (UCRRP) 2026–2030 adopts an Inter-Agency approach to emergencies, including climate-related risks, natural disasters, and potential increases in refugee inflows, ensuring a coordinated action across humanitarian and development actors to strengthen resilience and response capacity. Annual Contingency Planning will be conducted to identify emerging risks and define mitigation and response measures. Risks will be categorized as high, moderate, or low, enabling prioritization of resources and actions. These plans will include district-level preparedness activities, coordination mechanisms, and simulation exercises to test readiness. This integrated approach ensures that preparedness and response are sustainable, proactive, and aligned with national disaster risk management frameworks.

## Partnership and Coordination

The UCRRP promotes the strategic priorities identified by the Government of Uganda and Partners, with interventions aligned with national policies and strategies. It seeks to complement other frameworks and international assistance in the country. Uganda's refugee response is co-led by UNHCR and the Department of Refugees within the OPM.

The multi-stakeholder and whole-of-society refugee response is coordinated under the leadership of the Comprehensive Refugee Response Framework (CRRF) Steering Group, the main policy and decision-making body for the implementation of the CRRF. The Steering Group (CRRF SG) is co-led by the OPM and the Ministry of Local Government in a national arrangement for the fulfilment of GCR commitments. Its membership includes government departments and agencies, local authorities, development and humanitarian donors, UN Agencies, NGOs, the private sector, and international financial actors. The CRRF SG also involves the participation of affected populations, with five Ugandan nationals and two refugees representing their communities.

The Refugee Engagement Forum and the District Engagement Forum in Kampala are events that bring together refugee leaders from all settlements and representatives of refugee-hosting districts ahead of the CRRF SG meetings to provide communities with a platform that amplifies their voices and ensure timely report of issues to the CRRF SG.

In the lead up to the December 2023 Global Refugee Forum (GRF), 11 UN Agencies in Uganda came forward to renew and strengthen their commitments to the refugee response through the UN Common Pledge 2.0. While UNHCR works closely with the

Resident Coordinator (RC) and Resident Coordinator's Office (RCO) in the implementation of this UNCT Common Pledge/commitments, the RC will continue to provide strategic leadership, with support of the RCO, for enhancing UN joint advocacy on refugee inclusion and for ensuring UN Agencies' accountability to their specific commitments which align with the Government's pledges at the GRF.

Under the umbrella of the CRRF, OPM and UNHCR lead the coordination of refugee interventions. Operational coordination takes place at several levels:

- Leadership level: co-led by the Uganda Government (OPM), Ministry of Local Government (MoLG), and UNHCR;
- Inter-Agency level (UN and development partner operational focal points, NGO country directors): co-led by the Uganda Government (OPM and MoLG) and UNHCR;
- Inter-Sector Working Group [54], (Sector Leads, INGO and NNGO focal points);
- Technical sector level: co-led by Government, UN, and NGO partners for each sector;
- District/settlement level (Inter-Agency and sector structures): OPM, DLGs, and UNHCR co-chair.

Under the overall leadership of OPM, the role of Line Ministries and district authorities in the coordination of the refugee response will be further strengthened in 2026-2030. The UCRRP Education, Health & Nutrition, WASH, Livelihoods & Resilience, and Protection sector working groups, Child Protection and PSN sub-sectors are co-chaired by Line Ministries. This ensures that interven-tions for refugees and in refugee-hosting areas are in line with national sector policies and guidelines.

## Response Monitoring and Evaluation (M&E)

Reinforced and objective M&E is critical for improving both effectiveness and accountability. All sector log frames have undergone technical review, with revisions made based on sector strategies to strengthen results logic, indicators, and measurement methodologies.

Efforts have been made to clarify impact measurement and the causal linkages from sector outcomes to overall impact. These causal relationships are detailed in each sector strategy and will guide assessments of the response by partners.

New activities have been incorporated into sector log frames to capture accountability to affected populations, assess beneficiary engagement, address the needs of persons with

*54 The Inter-Sector Working Group (ISWG) at the national level provides a platform for sectors to work together to jointly deliver an effective and efficient response line with objectives and priorities of the Uganda operation and the Comprehensive Refugee Response Framework (CRRF) for Uganda.*

specific needs (PSNs), support mental health and psychosocial services (MHPSS), and promote peaceful coexistence.

M&E is managed at the sector level. Individual implementing partners are responsible for reporting progress and resources against sector strategies and results frameworks using ActivityInfo. Sector leads review and prepare periodic monitoring and progress reports in coordination with their working groups.

At the inter-sector level, the Inter-Sector Working Group (ISWG) monitors progress against impact statements. The Assessment Technical Working Group (ATWG) facilitates joint assessments, harmonizes and streamlines data collection by partners, and provides technical support to ensure assessments in Uganda are conducted efficiently and appropriately.

*Recently arrived Congolese refugees fleeing violence in eastern DRC, at the Nyakabande transit centre in southwest Uganda, in March 2025, which was operating at six times its initial capacity. © UNHCR/Yonna Tukundane*

# Sector Response Strategies

## A. Education

***Learning Through Play:*** *Children engage in playful learning activities in Bidibidi Settlement. ©Plan International Uganda*

## Overall Sector Strategy

The objective of the UCRRP Education Sector Strategy is that, by 2030, refugees in Uganda are fully integrated into the national education system, with a strong focus on data inclusion through the Education Management Information System (EMIS) and equitable access to public schools. This strategy is guided by the leadership of the Ministry of Education and Sports (MoES) and aligns with the aspirations of the Education Response Plan II (ERP II) and National Development Plan IV (NDP IV).

The strategy focuses on three outcome areas:

1. Improved access and retention to inclusive learning and training opportunities
2. Increased integration of refugees into the public education system
3. Improved delivery of quality education

These outcomes will be achieved through strong partnerships and coordinated action, with the Government leading and regulating education provision while partners provide complementary support to ensure quality and equitable access. Central to this effort is mobilizing resources to support the realization of Global Refugee Forum (GRF) pledges, enabling a gradual and sustainable transition of refugee education services into the national system. The strategy also addresses efficiency gaps that hinder effective learning for both refugees and host communities, prioritizing the strengthening of government

systems, full inclusion of refugees within EMIS, and integration into all relevant national planning and monitoring tools.

**Outcome 1: Improved access and retention to inclusive learning and training opportunities**

The sector will address barriers to education — including financial, gender, psychosocial, and socio-emotional challenges — to enhance access for refugees and host communities. Targeted support will include school supplies, scholarships, cash grants, language bridging programmes, and assistive devices. Newly arrived learners will receive support through bridging programmes designed to orient them to the Ugandan education system, curriculum, language of instruction, and examinations. Capacity of existing schools to absorb additional learners will be increased through the Double School Shift System.

Inter-sectoral coordination with the Jobs and Livelihood Sector will identify gaps and scale up vocational and skills training opportunities aligned with labour market demands. Out-of-school (OOS) adolescents and youth will be profiled to determine whether support is required through formal, non-formal, or vocational pathways, facilitating school-to-work or livelihood transitions.

The sector will strengthen school-based governance and accountability mechanisms — including Parent Teacher Associations (PTAs), School Management Committees (SMCs), and Boards of Governors (BoGs) — by building capacity in school improvement planning, school safety, needs assessment, attendance tracking, and monitoring. These structures will promote accountability, inclusion, and equitable access, with particular attention to girls and vulnerable learners.

Protection and psychosocial support will be mainstreamed, addressing bullying, violence, and mental health needs. School accessibility for children with disabilities will be enhanced in line with the School Accessibility Companion Guide and 2019 Building Control Code. Provision of sanitary kits, menstrual hygiene management training, peace education, and conflict resolution initiatives will ensure safe learning environments. Participation will also be promoted through school clubs, sports, child-led events, and IEC materials that support student leadership and life skills development.

**Outcome 2: Increased integration of refugees into the public education system**

Integration will be achieved by expanding access to public education opportunities and ensuring that EMIS is fully operational to track and monitor all learners, including refugees. Efforts will focus on improving the safety and overall learning environment, while enhancing the absorption capacity of public schools to accommodate rising enrolment. Policy and regulatory advocacy will strengthen the enabling environment for refugee inclusion in national education, ensuring that planning, monitoring, and reporting systems fully reflect refugee participation.

**Outcome 3: Improved delivery of quality education**

The sector will progressively achieve national teacher and textbook efficiency standards. Priorities include the recruitment, deployment, and wellbeing of teachers, particularly accrediting qualified refugee teachers to teach in Uganda while aligning their competences with national standards. Humanitarian support for teachers will gradually transition to the national system, allowing schools to benefit from government-deployed teachers and capitation grants. Teachers will also be provided with instructional materials to improve learning outcomes. To achieve the national standard of 1:53, an additional 2,365 primary school teachers are required. Timely remuneration of teachers will be ensured to improve motivation.

Teaching and learning materials, including textbooks, teacher guides, caregiver guides, and Accelerated Education Programme (AEP) curriculum materials, will be provided to progressively meet national and Education in Emergencies (EiE) efficiency standards.

Capacity building for teachers and caregivers is a priority. Induction training will cover large-class management, social-emotional learning, psychosocial support, inclusion, pedagogy, GBV counselling, accelerated education methodology, production and use of local materials, and digital innovations such as the Kolibri platform. School inspection and support supervision will be strengthened to monitor and enhance quality education.

Instructional materials and scholastic resources — including exercise books, pens, pencils, rulers, and math sets — will be provided at all levels to meet the needs of both existing and newly arrived learners. Implementation of the new lower secondary curriculum, which emphasizes practical learning and project work, will be supported to ensure full participation.

To track and monitor quality education, the sector will conduct timely assessments of learner and teacher competencies, skills, and wellbeing, enabling corrective action when needed. Early Grade Reading and Math Assessments (EGRA/EGMA) will measure learning outcomes for early school years. Language bridging programmes will continue to support newly arrived learners transitioning into the Ugandan curriculum, while remedial learning opportunities will support ongoing student achievement.

All efforts are being made by humanitarian actors to support and cooperate with Government and development actors to realise the 2023 GRF pledge toward transition of the education services into national systems. This would enable transitioning from a humanitarian-supported education system to a more sustainable and integrated service aligned with development programming and national systems.

## Partnerships and Coordination

Effective coordination will be strengthened through close engagement with line ministries, partners, communities, and cross-sectoral working groups—including WASH, Protection, Shelter, and Health. Existing structures provide the foundation for these enhanced

coordination mechanisms, such as the Inter-Agency Coordination Group, the Education in Emergencies Working Group (EiEWG), and platforms under the Education Sector Consultative Committee at national and district/settlement levels. Leadership of these coordination efforts will rest with the Ministry of Education and Sports (MoES), UNHCR, and Finn Church Aid as EiEWG co-leads, in collaboration with the Office of the Prime Minister (OPM).

The UCRRP Secretariat will facilitate multi-stakeholder partnerships to mobilize resources and support implementation in line with the Refugee Coordination Model. Collaboration with key ministries—including MoES, OPM, MoGLSD, and others—will focus on ensuring refugees' inclusion in national development initiatives while avoiding duplication among sector partners. District Local Governments will co-lead education coordination, planning, and oversight, providing technical supervision for both refugee and host community schools.

The sector will leverage government budgeting processes to support capitation grants, teacher deployment, inspection, and school supervision. Engagement with bilateral and multilateral donors—through programs such as U-Learn, USEEP, UgIFT, and DRDIP—will further promote refugee integration into the national education system. Coordination with donors will ensure alignment of proposals with sector priorities, active participation in coordination mechanisms, and effective data sharing. Partnerships with the private sector and community structures—including Refugee Welfare Committees (RWCs), Refugee-Led Organizations (RLOs), PTAs, Boards of Governors (BoGs), and teacher unions—will continue to strengthen education planning, implementation, and community mobilization.

## Assumptions, Risks, and Mitigation Measures

| Assumptions | Risks | Mitigation Measures |
|---|---|---|
| Uganda will continue to receive new arrivals, with 64% requiring education and training. | Disproportionate increase in school-going population compared to available facilities. | Advocate for settlement of refugees in locations with existing education services; mobilize emergency funding under FER windows; implement double shift system and expand learning spaces. |
| Stable security environment and predictable funding. | Donor fatigue and unpredictable financing. | Advocate for multi-year, predictable financing; embed refugee education in the national budget; diversify funding sources (private sector, development banks). |

| | | |
|---|---|---|
| Policy support for integration and system strengthening (e.g., EMIS operationalization and rollout by government). | Shifts in political priorities and inconsistent policy support. | Maintain continuous policy dialogue with MoES, Parliament, and districts; leverage donor and development partner influence; align refugee education plans with national priorities. |
| Community willingness to support and participate in education interventions. | Socio-economic vulnerability of refugees may worsen, affecting access to education. | Expand scholarships, school feeding programs; link households to livelihoods and social protection programs; advocate for fee waivers in public schools for refugees. |
| Affirmative action measures by government (e.g., lifting teacher ceilings in Refugee Hosting Districts, adjusting geographic scope). | High pupil-teacher and pupil-classroom ratios affecting education delivery. | Policy advocacy for coding of schools, lifting ceilings, and additional teacher deployment to accommodate high enrolment; optimize use of double shift system. |

## B: Environment and Energy

### Overall Sector Strategy

The Environment and Energy (E&E) sector aims to ensure that refugees and host communities' benefit from a healthier natural environment by 2030. To address pressures from population growth, resource depletion, and limited access to clean energy, the sector will:

a. **Promote sustainable natural resource management** through restoration initiatives, improved land-use planning, and community-led conservation.
b. **Expand access to affordable, reliable, and clean energy** for households, institutions, and productive use.
c. **Advance carbon neutrality in humanitarian operations** by integrating low-emission technologies and strengthening environmental compliance.

These actions will reduce environmental degradation, enhance resilience, and support peaceful coexistence between refugees and host communities.

**Refugees and Host Communities manage and use natural resources sustainably that enable diverse livelihood alternatives**

The E&E sector will address environmental challenges by promoting the sustainable use and management of natural resources that underpin livelihoods of refugees and host communities. Priority actions include strengthening refugee inclusion in environmental management plans, supporting catchment management measures (including woodlot establishment and maintenance, agroforestry, reforestation, wetlands, riverbanks, farmer-managed natural regeneration, sustainable land management) and enhancing waste management systems in settlements. To achieve lasting impact, efforts will focus on tree growing and maintenance beyond initial planting, the use of environmental impact assessments before project implementation, and regular environmental audits to guide future action. With waste emerging as a growing concern, the sector will promote circular solutions by developing settlement-level waste management plans, supporting recycling and disposal facilities, and raising awareness on environmental responsibility. Recognizing the increasing risks posed by climate-related hazards, the sector will also reinforce disaster preparedness of refugees through collaboration with district authorities to establish disaster management committees and with the Department of Meteorological Services to strengthen early warning systems and local response capacity.

**Refugees and Host Communities have improved access to and utilise affordable, reliable, clean energy supply**

Access to energy is both a protection priority and a foundation for socio-economic resilience and self-reliance of refugees. The E&E sector will expand on-grid and off-grid electricity access for refugee households, institutions, and small enterprises in refugee-hosting areas, while promoting affordable, reliable, and clean alternatives for the short-term interventions, such as scaling up the use of improved cookstoves, diversifying fuels (e.g. LPG, biogas, ethanol, briquettes). These efforts will be reinforced by behavioural change campaigns, innovative financing mechanisms, and community-led initiatives to ensure sustained adoption.

In collaboration with the Livelihoods sector, the E&E sector will further promote the productive use of energy (PUE), improve refugee access to credit and subsidies for energy products, and strengthen private sector engagement in delivering clean cooking technologies, energy-efficient appliances, and alternative fuels. By reducing reliance on wood fuel and advancing sustainable energy solutions, the sector aims to relieve pressure

on natural resources, reduce tensions over fuel access, and generate social and economic benefits. In the longer term, improved energy access will enhance living standards, livelihood opportunities, and accelerate progress toward self-reliance of refugees, peaceful coexistence, and climate goals.

**Humanitarian operations are closer to carbon neutral**

Humanitarian operations in Uganda's refugee-hosting districts provide essential support but also contribute to environmental pressures through energy use and associated emissions. Recognizing the urgency of climate action, the sector is committed to reducing the environmental footprint of its operations and moving towards carbon neutrality. The goal is to make these operations more sustainable, with measurable reductions in carbon emissions across all sectors. This will involve conducting energy audits of OPM and humanitarian compounds to establish baselines, assessing existing renewable energy systems to identify capacity and expansion needs, transition facilities/institutions to renewable energy as a primary power source and using data to track Carbon dioxide ($CO_2$) reductions and inform future planning. By prioritizing efficiency, renewable energy adoption, and data-driven planning, humanitarian operations will lower reliance on fossil fuels, reduce operational costs, and strengthen environmental stewardship.

The E&E sector will work closely with other sectors to integrate climate action and environmental sustainability across all areas of humanitarian response. This includes expanding sustainable energy access, improving land-use planning, and embedding environmental considerations into protection, shelter, WASH, and livelihoods programming. Such an integrated approach will mitigate the root causes of degradation, strengthen resilience, expand sustainable livelihood opportunities, and directly enhance the well-being of refugees and host communities. In the long term, these efforts will contribute to climate change mitigation and adaptation, reduce environmental pressures, foster peaceful coexistence, and support durable solutions. Achieving these outcomes will require strong coordination and advocacy with government stakeholders to ensure refugee inclusion in national policy frameworks, alongside partnerships with technical experts, private sector actors, and local authorities to maximize sustainability and impact.

The sector emphasizes community-led and refugee-led approaches, participatory planning, and behavioural change campaigns that are inclusive of women, youth, PSNs and marginalized groups. It promotes gender-sensitive planning, engagement of cultural and community leaders, and transparency in decision-making to ensure interventions are socially acceptable and responsive to community needs. By expanding clean and safe energy access, the strategy also aims to reduce Gender-Based Violence risks from long-distance fuelwood collection. The sector also aims for long-term development and

sustainable impact by supporting the capacity building of local actors and working closely with the livelihoods sector for self-reliance of refugees.

## Partnership and Coordination

The Environment and Energy (E&E) strategy aligns with Uganda's National Development Plan (NDP IV), the Global Refugee Forum pledges, and relevant sectoral response plans, including the Water and Environment Sector Refugee Response Plan (WESRRP II, 2025–2030) and the Sustainable Energy Response Plan (SERP, 2022–2025). WESRRP, led by the Ministry of Water and Environment, focuses on sustainable settlement planning, catchment management, forest and wetland conservation, and woodlot establishment. SERP, led by the Ministry of Energy and Mineral Development (MEMD), promotes last-mile electricity access, energy-efficient cooking technologies, productive energy use, and energy audits to reduce the environmental footprint. The strategy also supports Uganda's climate change response, Nationally Determined Contributions (NDCs), the National Environment Act (2019), and the Sustainable Development Goals, particularly SDG 7, SDG 13, SDG 14, and SDG 15.

The Government of Uganda plays a central role in policy, regulation, and enforcement. Key actors include:

- **National Environment Management Authority** and **District Local Governments** for environmental screening and local oversight;
- **Office of the Prime Minister** for refugee settlement planning, land mobilization, and conservation compliance;
- **Uganda National Bureau of Standards** for quality standards of energy and forestry products;
- **Electricity Regulatory Authority**, **Uganda Energy Credit Capitalization Company**, and **Rural Electrification Agency** for electricity regulation, tariffs, subsidies, and grid/mini-grid development;
- **Ministry of Energy and Mineral Development** for decentralization, coordination, and fundraising for SERP;
- **District Local Governments** for settlement-level environmental management, community mobilization, technical support, and monitoring.

Coordination will be strengthened through the WorkGrEEn technical working group, joint planning sessions, shared monitoring frameworks, and a unified sector results framework. Cross-sectoral collaboration with Health, Education, Shelter, Livelihoods, Food Security, and WASH will integrate environmental sustainability across settlement development, infrastructure, and service delivery. Joint advocacy and resource mobilization will leverage humanitarian and development financing streams, while partners contribute to shared outcomes via complementary interventions.

Local actors, including RLOs and CBOs, will be engaged in co-design, implementation, and capacity building to ensure sustainability. DLGs, supported by OPM, will mobilize communities, integrate disaster risk reduction, and operate early warning systems,

ensuring context-specific solutions responsive to climate hazards and environmental challenges.

Through these coordinated efforts, the sector will advance low-carbon development, enhance resilience, and strengthen Uganda's commitment to climate change mitigation, sustainable energy access, and environmentally sustainable humanitarian response.

## Assumptions, Risks, and Mitigation Measures

| Assumptions | |
|---|---|
| Government, Ministries, department and agencies remain committed to providing enabling environment for sustainable energy supply and making available sufficient land to meet all the social, economic, and environmental needs of refugees | |
| Government, Ministries, department and agencies and donors continue to meet their partnership obligations and provide the expected funding, in-kind humanitarian support and services. | |
| Political environment remains stable and conducive for humanitarian operations. | |
| **Risks** | **Mitigation Measures** |
| Tensions between refugees and host communities over natural resources. | Target both refugees and host communities in interventions; promote community interaction and shared sustainable natural resource management; support refugee-led initiatives to enhance peaceful coexistence. |
| Short-term, annual planning cycles limiting sustained and visible impact. | Implement a programmatic, multi-year approach integrating coordination, risk management, environmental screening, and sustainability planning; include a clear exit strategy and monitoring & evaluation framework from project design stage. |
| Limited funding for Environment & Energy interventions. | Promote cross-sector collaboration and integrated planning; encourage partners to fundraise at multiple levels and mainstream environmental sustainability across settlement planning and sector programs; strengthen localization and build the capacity of local governments. |
| Centralized energy sector management, with limited district- | Update the Sustainable Energy Response Plan (SERP) based on achievements and align it with the National Development Plan IV; engage local governments in planning, including mobilization for |

| | |
|---|---|
| level coordination and technical capacity. | district-level technical staff; partners provide targeted advocacy and support. |
| Increased pressure on natural resources due to new arrivals. | Integrate energy considerations in new arrivals packages; promote energy efficiency in reception centers; use alternative building materials (e.g., recycled plastics); plant fast-growing and fruit trees for compounds and boundaries. |
| Cultural norms or behaviors that may slow adoption of Environment & Energy interventions. | Mainstream gender-sensitive and behavior change interventions; actively engage cultural, religious, and community leaders to promote environmental sustainability, community acceptance, and adoption of interventions. |

## C: Food Security

### Overall Sector Strategy

By 2030, the Food Security sector aims to achieve improved and sustainable food security among refugees in settlements. In the medium term, interventions will enhance food accessibility and consumption, measured using World Food Programme (WFP) indicators such as access to land, coverage and adequacy of General Food Assistance (GFA), availability of quality seeds and planting materials, water for production, and weather advisories. Despite persistent food insecurity, emerging signs of self-reliance indicate that some households are increasingly relying on their own production to meet food needs.

The strategy focuses on increasing food production and household resilience through a combination of approaches. Block farming among refugees and host communities will enhance productivity for consumption and income generation, complemented by training on post-harvest management and value addition. Small livestock rearing, home-based vegetable production, and access to quality seeds and breeding sites will improve dietary diversity, household income, and reduce seed access costs. Investments in water for production, including water harvesting, storage, and irrigation, along with dissemination of climate-adaptive weather advisories from the Uganda National Meteorological Authority, will support year-round production. Savings and credit mechanisms such as Village Savings and Loan Associations (VSLAs) and Savings and Credit Cooperative Organizations (SACCOs) will enhance access to affordable loans and promote income generation from surplus production.

Implementation of the strategy will be guided by partner-specific programming tailored to local settlement contexts, needs, and opportunities, ensuring alignment with each

partner's capacity, expertise, and resources. A multi-level coordination structure will be established at national, district, and settlement levels to harmonize multi-partner interventions, minimize duplication, and maximize impact. Information and knowledge-sharing platforms will support effective targeting and avoid overlap. Resource mobilization and advocacy will be conducted both individually and jointly through UCRRP frameworks and consortiums. Reporting will align with partner obligations, donor requirements, and government reporting structures at district and central levels.

Advocacy to secure additional resources for General Food Assistance (GFA) will be enhanced to meet the food needs of refugees at different stages of displacement. Newly arrived refugees will receive 100% rations during their first two years in Uganda, reduced to 50% from the third to fifth years, and phased out completely from the sixth year onward. Vulnerable households—identified through an agreed vulnerability score and direct inclusion criteria—will receive 70% rations, recognizing their limited capacity to engage in food security, livelihoods, and self-reliance activities. Emergency food assistance will also be prioritized for new arrivals at transit and reception centers, delivered through hot meals and high-energy biscuits to address immediate nutritional needs.

## Partnership and Coordination

The Food Security sector will strengthen coordination, monitoring, and accountability through regular meetings that bring together partners implementing individual, consortium, or joint programs. These sessions will be complemented by robust information-sharing and knowledge-transfer platforms, ensuring partners have timely access to data for effective planning and decision-making. Joint monitoring activities will be conducted routinely to track progress, enhance accountability, and maintain a clear flow of information between settlement and national levels. The sector will also actively participate in Uganda's Comprehensive Refugee Response Framework (UCRRP) processes, including joint appeals, advocacy for resources, and coordinated reporting, ensuring alignment with national priorities and transparency across interventions.

Food security outcomes depend on strong collaboration with multiple sectors. Registration through the Protection sector will provide vulnerability data to guide targeting and prioritization of at-risk households, while the Livelihoods and Self-Reliance sector will complement interventions through climate-smart agriculture and income-generating activities, particularly in areas with limited arable land. Collaboration with the Water, Sanitation, and Hygiene (WASH) sector will secure reliable water access for crop and livestock production, and engagement with the Environment and Energy sector will promote sustainable practices and clean energy solutions to reduce environmental degradation and greenhouse gas emissions. Coordination with the Health and Nutrition sector will enhance food utilization and reduce malnutrition, especially among children under five, through integrated nutrition programs. The Education sector will strengthen school feeding programs, improving attendance, learning outcomes, and child nutrition, while Shelter, Settlement, and Non-Food Item (NFI) sectors will support food security by providing adequate storage facilities, safe cooking spaces, and efficient distribution infrastructure.

This integrated, multi-sectoral approach ensures that food security interventions are well-coordinated, evidence-based, and responsive to the needs of both refugee and host communities, maximizing impact and supporting sustainable access to food and livelihoods.

## Assumptions, Risks, and Mitigation Measures

| **Assumptions** | |
|---|---|
| 1. The government continues to provide leadership and an enabling policy environment for food security, livelihoods, and self-reliance interventions.<br>2. Peaceful co-existence is maintained among refugees and host communities.<br>3. Refugees and host-community members actively participate in food security, livelihoods, and self-reliance interventions.<br>4. Host communities make arable land available to refugees for sustainable food production and livelihood activities.<br>5. Development partners increase their level of support, including funding, technical assistance, and capacity-building, for food security, livelihoods, and self-reliance interventions.<br>6. The private sector is willing to increase investment in refugee-hosting districts, particularly in agriculture, food systems, and related livelihood opportunities.<br>7. Donor agencies continue to provide funding for food security, livelihoods, and self-reliance programming.<br>8. The livelihoods sector receives adequate and timely funding to support refugee self-reliance initiatives. | |
| **Risks** | **Mitigation Measures** |
| Insufficient funding for food security and self-reliance programming models. | Conduct joint and coordinated resource advocacy; diversify donor communities; prioritize limited resources; implement cost-efficiency measures. |
| Limited emergency and development partners available to intervene. | Engage additional partners; involve refugee-led and community-based organizations; facilitate private sector participation in the refugee response. |
| Deterioration in relationships between refugees and host communities. | Establish conflict/dispute resolution committees in each community to promote peaceful coexistence. |
| Unwillingness of refugees and host-community members to participate in food security and self-reliance interventions. | Conduct social and behavioral change initiatives; organize exchange learning visits to break cultural barriers and negative attitudes. |

| | |
|---|---|
| Lack of reliable and accurate programming and targeting data. | Establish an assessment coordination mechanism and standards; maintain a central repository of assessment results and data accessible to partners; promote information and knowledge sharing among partners. |

## D: Health and Nutrition

### Overall Sector Strategy

The Health Sector strategy provides a framework for delivering prioritized, sustainable, and inclusive health services for refugees, asylum seekers, and host communities. It builds on government commitments to integrate refugees into national health systems in line with the Global Compact on Refugees, while addressing the burden of disease, key causes of morbidity and mortality, and resource constraints. The strategy emphasizes equitable access, efficiency, and sustainability, guided by the "leave no one behind" principle and supporting Universal Health Coverage.

The sector's vision is **"A healthy and productive refugee and host community population that contributes to economic growth, national development, and harmonious co-existence"**, aligned with Uganda's National Development Plan IV Human Capital Development Program and Sustainable Development Goal 3 on health and well-being. Over the implementation period, the strategy aims to improve access to quality, comprehensive health and nutrition services for new arrivals, refugees in settlements, and surrounding host communities.

Key interventions include:

- **Emergency health and nutrition services:** A package of services at points of entry, transit, and reception centers will reduce morbidity and mortality among new arrivals. Services include triage, treatment of life-threatening conditions, psychological first aid, referrals, nutrition screening, blanket supplementary feeding, infant and young child feeding support, vaccination, and reproductive health services including emergency obstetric care and clinical care for survivors of gender-based violence.
- **Epidemic and outbreak preparedness and response:** District-led and coordinated interventions will strengthen surveillance, capacity building for health workers, disease-specific response, and implementation of emergency preparedness plans to reduce the impact of epidemics and disease outbreaks.

- **Community health interventions:** Village Health Teams, Mentor Mothers, and Care Groups will deliver health promotion, integrated community case management, nutrition screening, referral, family-middle upper arm circumference screening, infant and young child feeding support, pregnancy mapping, family planning, and tuberculosis/HIV case follow-up. Data will be reported through the electronic Community Health Information System.
- **Nutrition prevention and treatment:** Community and facility-level actions will focus on early identification, treatment, and prevention of malnutrition, including nutrition sensitization, backyard gardening, biofortification, iron supplementation, cooking demonstrations, integrated management of acute malnutrition, infant and young child feeding counselling, growth monitoring, and blanket supplementary feeding for new arrivals.
- **Comprehensive primary health care and essential referral services:** Adequate human resources for health, medicines, supplies, integrated immunization, mental health and psychosocial support, sexual and reproductive health services, and referral pathways to secondary and tertiary care will ensure equitable, timely, and lifesaving services.
- **Digitization and integration into national health systems:** The strategy will support the rollout of the electronic Community Health Information System and facility-based electronic medical records. Refugees will be included in national health strategies, campaigns, and assessments, and aligned with the Health Subprogram Integrated Refugee Response Plan II (2025–2030). Coordination with the Ministry of Health and Refugee Health and Nutrition Technical Working Groups will strengthen planning, monitoring, and reporting.
- **Health services transition**: All efforts are being made by humanitarian actors to support and cooperate with Government and development actors to realise the 2023 GRF pledge toward transition of the health services into national systems. This would enable transitioning from a humanitarian-supported health system, to a more sustainable and integrated service aligned with development programming and national systems.

**Cross-cutting considerations:** Age, gender, diversity, and disability will be mainstreamed, ensuring inclusive planning, disaggregated data, and accessible services for vulnerable groups, including persons with disabilities, gender-based violence survivors, and minority populations. Climate considerations, clean energy use, waste management, and vector control will guide interventions. Services will be extended equitably to refugees and host communities to promote peaceful coexistence, while cash assistance will complement food and health interventions to enhance efficiency, dignity, and access.

## Partnership and Coordination

Refugee health service provision is fully integrated into Uganda's national health system. The draft Health Integrated Refugee Response Plan II (HSIRRP II) 2025/26–2029/30 is aligned with the Ministry of Health programme implementation action plan, contributing to the Human Capital Development Program under Uganda's National Development Plan IV.

The Government of Uganda remains primarily responsible for leadership and coordination of health services for refugees and host populations, including infrastructure, human resources for health, medicines, and essential supplies. Development partners provide technical and financial support according to agreed priorities. United Nations agencies also contribute based on their mandates: the United Nations Population Fund (UNFPA) supports sexual and reproductive health services; the World Health Organization (WHO) leads emergency and outbreak response; the World Food Programme (WFP) supports food assistance; the United Nations International Children's Fund (UNICEF) supports nutrition, child health, and maternal interventions; the International Organization for Migration (IOM) provides port health services; and local non-governmental organizations implement community-based interventions.

Health and nutrition outcomes are influenced not only by health services but also by multi-sectoral determinants such as education, Water, Sanitation, and Hygiene (WASH), food security, housing, livelihoods, environment, energy, and protection. A multi-sectoral approach ensures that these determinants are addressed holistically, promoting health equity, resilience, and sustainable outcomes. The table below summarizes how different sectors and partners contribute to achieving health outcomes.

The strategy will be implemented using a multi-sectoral, integrated approach that leverages resources at national, district, and settlement levels. Emphasis will be placed on coordination to support and strengthen the national health system for sustainable, efficient service delivery. Refugees will be included in relevant national and subnational plans. District local governments will be strengthened through capacity building, support for human resources for health, and provision of buffer supplies of medicines and commodities.

Humanitarian and development financing will complement government resources, with local actors—including district local governments, Village Health Teams, local non-governmental organizations, civil society organizations, and refugee-led organizations—capacitated to deliver services. Where feasible, particularly in urban contexts, the private sector will also be engaged to enhance access to quality health services and complement existing service delivery mechanisms.

| **Sector** | **Linkages / Contribution to Health and Nutrition Outcomes** |
|---|---|

| | |
|---|---|
| **Food Security** | Ensures access to nutritious diets, reducing anemia, acute malnutrition, stunting, and micronutrient deficiencies. Promotes food safety, prolongs shelf life of food, and supports household income through food sales or exchange for other basic services. |
| **Education** | Schools serve as entry points for hygiene and Water, Sanitation, and Hygiene (WASH) education, school feeding programs (nutrition), and health screenings. Provide age-appropriate sexual and reproductive health education, promote hygiene, and improve school retention to reduce teenage pregnancies. |
| **Energy and Environment** | Supports clean energy solutions, including solar power and energy-efficient lighting in health facilities, reducing indoor air pollution and respiratory illnesses. Promotes environmental health measures, waste management, pollution control, and climate change adaptation to reduce health risks. Encourages clean cooking technologies to improve household health outcomes. |
| **Water, Sanitation, and Hygiene (WASH)** | Provides safe water and sanitation to prevent disease outbreaks and reduce malnutrition. Poor sanitation contributes to diarrheal diseases and other health risks. |
| **Livelihoods** | Generates income to support food security and healthcare access. Reduces negative coping strategies such as child labor and survival sex, mitigating protection and gender-based violence risks. |
| **Shelter** | Ensures adequate shelter to reduce overcrowding, lowering respiratory disease risk. Integrates WASH facilities to prevent sanitation-related illnesses. Improves safety and protection, including lockable shelters to reduce exposure to gender-based violence. |
| **Protection** | Provides legal protection to ensure access to health and education. Strengthens policies against health-related protection violations. Case management links to health and psychosocial care. Safe shelters protect survivors of gender-based violence and support risk communication and community health promotion. |
| **Gender-Based Violence (GBV)** | Survivors require access to clinical care and referral pathways, often starting at health facilities. Health facilities must provide trained staff, safe and confidential environments, psychosocial first aid, and proper documentation. Integrates with protection services to ensure holistic survivor support. |

## Assumptions, Risks, and Mitigation Measures

| Assumptions | Risks | Mitigation Measures |
|---|---|---|
| Political buy-in for integration remains a national and local government priority | Integration process stalls, hindering access to services | Strengthen government engagement and advocacy; align interventions with national plans such as the National Development Plan IV and Health Sector Strategic Plan |
| Donor and government investment and commitment continue to support the gradual transition | Funding shortfalls leading to interrupted services and stalled integration | Diversify funding sources (development partners, private sector, blended finance); implement a phased approach to self-reliance |
| New arrivals remain within predictable numbers | Large-scale influx overwhelms services and resources | Implement contingency planning and surge capacity measures |
| Communities are willing to adopt recommended approaches | Resistance to interventions or cultural barriers increase morbidity | Ensure culturally sensitive approaches and community engagement in intervention design |
| Refugees and host communities coexist peacefully | Escalating tensions and conflict | Facilitate community dialogue, ensure equitable service provision, and integrate conflict-sensitive programming |
| District Local Governments have capacity to implement integrated services | Inadequate service access or reduced quality | Strengthen capacity of District Local Governments through training, technical support, and resource allocation |
| Epidemics and outbreaks remain within manageable scope | Disruption of services, increased morbidity and mortality | Maintain epidemic preparedness and response (EPREP) plans, conduct regular drills, and strengthen surveillance systems |

# E: Livelihoods and Resilience

## Overall Sector Strategy

The Livelihoods and Resilience Sector aims to ensure that refugees and asylum seekers coexist peacefully with host communities while progressively attaining self-reliance within an enabling environment that promotes sustainable livelihood opportunities. The sector will prioritize agricultural production for food security, income generation, and job creation, directly supporting the Agro-Industrialization Programme of the Fourth National Development Plan (NDP IV), which seeks to sustainably increase agricultural production, productivity, and value addition.

The sector will also prioritize interventions that increase the incomes of refugees and host populations by promoting entrepreneurship and facilitating access to wage employment, aligning with the Human Capital Development Programme of NDP IV, which aims to enhance economic well-being and self-reliance. In line with the National Financial Inclusion Strategy (2023–2028), the sector will collaborate with the government and the private sector, including financial service providers, to improve access to inclusive, affordable financial services and tailored business development support. These measures will empower refugees and host communities to establish, grow, and sustain enterprises, improving household incomes, strengthening economic resilience, and stimulating local market development.

**Outcome 1: Increased agricultural surpluses to meet food needs and generate income**

The sector aims for at least 60% of households to produce agricultural surpluses sufficient to meet basic food needs and generate income. Interventions will focus on increasing agricultural productivity across refugee-hosting districts by improving access to arable land, in collaboration with the Office of the Prime Minister, District Local Governments, and private landowners, enabling at least 50% of refugee households to engage in productive farming.

Access to quality seeds, planting materials, fertilizers, affordable irrigation technologies, and agricultural extension services will be promoted in partnership with the government, development partners, and the private sector. Farmer capacity will be strengthened through training in agronomic practices, home gardening, small livestock rearing, and cultivation of diverse crops to enhance household access to nutrient-rich foods. The target is for at least 70% of households to adopt improved agricultural practices, achieving yields equivalent to at least 75% of the national average.

Refugee farmers will also be supported to access formal and external markets to secure better prices for their produce. Post-harvest losses will be reduced by 25% through improved storage and handling practices. Climate resilience will be strengthened through early warning systems and promotion of climate-smart agriculture practices. Small-scale

solar-powered irrigation systems, water harvesting and storage solutions, and financing schemes will support farmers in adopting climate-resilient practices, with a target of 70% adoption. These interventions are expected to improve food security, increase household income, and expand employment opportunities.

**Outcome 2: Increased incomes from wage employment and entrepreneurship**

The sector will help refugees and host communities earn more income through jobs and business opportunities. This includes working with the government to remove legal and practical barriers that prevent refugees from working and making sure employers know refugees' rights to work. The goal is for at least half of the participants to earn enough to meet their basic needs, as defined by the Minimum Expenditure Basket.

The sector will also support small business development, aiming for at least 30% of participants to run sustainable businesses for a year or more, with 20% creating jobs for others. Partnerships with the government, vocational training institutions, and the private sector will ensure skills training matches market needs, improving employability. Additionally, at least half of refugee entrepreneurs will get support to use digital tools for marketing, financial management, and business growth. Together, these efforts will strengthen self-reliance, increase income, and boost economic activity in refugee-hosting areas.

**Outcome 3: Improved access to and utilization of financial and business support services**

The sector will support refugees and host communities to access financial services and business support, strengthening economic self-reliance and resilience. On the demand side, interventions will include financial literacy training to help households manage money, budget, and plan effectively. Village Savings and Loans Associations will be strengthened to provide safe savings options and affordable credit, while linkages with banks, microfinance institutions, and digital financial platforms will enable access to loans, remittances, and insurance products. Refugees and host community members will also receive business support, including planning, record-keeping, mentorship, enterprise incubation, and coaching, to help them start and grow sustainable businesses, improve incomes, and create employment opportunities.

On the supply side, the sector will work with government regulators, donors, and financial service providers to create an enabling environment for financial services in refugee-hosting areas. Advocacy will focus on enabling secure verification of refugee data through the Bank of Uganda and the National Identification and Registration Authority, supporting Know-Your-Customer compliance and ensuring interoperability between refugee and national data systems. De-risking initiatives, supported by donors and development agencies, will reduce barriers for financial institutions to operate in these areas. Together, these measures will broaden access to financial and non-financial services, strengthen local markets, and enhance economic opportunities for both refugees and host communities.

**Alignment with Global Commitments:** Results from these three outcomes will contribute directly to Uganda's 2023 Global Refugee Forum pledge to create 300,000 viable economic opportunities for refugees and host communities by 2027. This includes expanding access to financial services, promoting business registration, establishing inclusive incubation hubs, and providing tailored business development services to at least 240,000 refugees. These interventions support self-reliance while advancing Uganda's leadership in implementing the Global Compact on Refugees.

## Partnership and Coordination

The Livelihoods and Resilience Sector will maintain strong coordination with the Office of the Prime Minister (OPM), which co-chairs the Sector Working Group alongside UNHCR and Action Against Hunger (ACF). Collaboration with OPM ensures policy guidance, access to arable land for forcibly displaced persons, and effective monitoring of livelihood projects. All partner support will be recorded in proGres to enhance targeting and reduce duplication. Sector interventions will align with Uganda's Fourth National Development Plan (NDP IV 2025/26–2029/30), particularly the Agro-Industrialization and Human Capital Development Programmes, while supporting national commitments under the Global Refugee Forum (GRF) and the Jobs and Livelihoods Integrated Response Plan (JLIRP).

Partnerships with line ministries—including the Ministry of Gender, Labour and Social Development (MoGLSD), Ministry of Agriculture, Animal Industry and Fisheries (MAAIF), Ministry of Trade, Industry and Cooperatives (MTIC), Ministry of Education and Sports (MoES), and OPM—will be strengthened to promote refugee inclusion in government programmes, improve complementarity, and avoid duplication. District Local Governments (DLGs) will be engaged to integrate refugees into district development plans, co-lead coordination with OPM, oversee programme implementation, provide extension services, and support cooperative development among refugee and host communities.

Collaboration with the World Bank will advance socio-economic inclusion by improving access to livelihoods, financial literacy, credit, digital inclusion, and evidence-based project design. Engagement with bilateral and multilateral donors will ensure alignment of grants with sector priorities, mandatory reporting using the Self-Reliance Index (SRI), participation in coordination mechanisms, and delivery of multi-year, integrated programmes. UN agencies will complement sector efforts: the International Labour Organization (ILO) on decent work, Food and Agriculture Organization (FAO) on food security and agriculture, United Nations Capital Development Fund (UNCDF) on financial and digital inclusion, and World Food Programme (WFP) on food security and self-reliance. The Private Sector Foundation Uganda (PSFU) will facilitate employment and investment linkages, while financial regulators and service providers will support refugee access to credit, insurance, and other financial services. Community structures—including Refugee Welfare Committees (RWCs), refugee-led organizations (RLOs), farmer groups, and savings groups—will remain central to mobilization, inclusion, and ownership of livelihood interventions.

**Intersectoral Linkages:** The Livelihoods and Resilience Sector will work closely with other sectors to ensure holistic, inclusive, and mutually reinforcing interventions. Coordination with the Protection Sector will ensure programmes are age, gender, and diversity (AGD)-inclusive, mitigating risks such as exploitation, child labour, and gender-based violence. Joint actions will strengthen protection, enhance transparency, and link refugees to social protection schemes, including social cash transfers for the elderly. Collaboration with the Education Sector will support market-driven skills development through vocational training, apprenticeships, internships, and recognition of prior learning for qualified refugees.

Partnership with the Energy and Environment Sector will focus on productive energy use, climate-smart agriculture, and early warning systems in refugee-hosting districts. Engagement with the Water, Sanitation and Hygiene (WASH) Sector will support water-for-production initiatives and affordable irrigation to increase smallholder productivity. The Shelter, Settlement, and NFI Sector will help improve land-use planning and expand land availability for agriculture and livelihoods. Coordination with the Food Security Working Group will ensure livelihood interventions complement existing food security efforts. The sector will also collaborate with relevant Technical Working Groups—including Cash-Based Interventions (CBI), Information Management, and Assessments—to harmonize standards, strengthen data sharing, and align partner approaches.

## Assumptions, Risks, and Mitigation Measures

| Assumptions | |
|---|---|
| 1. Political Will: The Government of Uganda continues to provide leadership and an enabling policy environment for refugee and host community livelihoods and self-reliance.<br>2. Access to Land: Refugees have access to sufficient arable land to engage in productive agricultural and livelihood activities.<br>3. Increased Funding: Development partners sustain or increase support for livelihood and self-reliance interventions.<br>4. Peaceful Co-existence: Host communities continue to peacefully co-exist with refugees, ensuring a stable environment for joint livelihood initiatives. | |
| **Risk** | **Mitigation Measure** |
| Insufficient financing from humanitarian, development, and private sector actors for livelihoods and resilience programming | Strengthen advocacy with Government Ministries, Departments, and Agencies (MDAs), and encourage development and private sector actors to provide targeted resources. |
| Weak coordination among partners, leading to duplication of assistance and reduced effectiveness | Strengthen government-led coordination through the Office of the Prime Minister (OPM) and sector working groups to harmonize interventions. |
| Adverse climatic conditions, including droughts and flooding | Promote climate-smart agriculture, invest in water management and irrigation, and use early warning systems to enhance household climate resilience. |

| | |
|---|---|
| Lack of community buy-in for interventions | Engage communities early in programme design, involve local leadership, and conduct targeted sensitization to ensure ownership and participation. |

## F: Protection

### Overall Sector Strategy

Uganda's Protection Sector Strategy aims to provide a coordinated, inclusive, and resilient response to displacement and emergencies while strengthening national systems for sustainable refugee management. In emergencies, reception conditions prioritize rapid, safe, and dignified support through shelter, essential services, and protection interventions, including child protection (CP), gender-based violence (GBV), and mental health and psychosocial support (MHPSS). Strengthening local response capacity is central, achieved through training, resource mobilization, and integration of host community structures to enhance ownership and sustainability.

The strategy seeks to integrate refugee protection into national legal, administrative, and service delivery frameworks. Key actions include digitizing registration, reducing backlogs in asylum processing, expanding protection for undocumented asylum seekers, and aligning asylum procedures with national systems. Medium- and long-term goals focus on increasing domestic funding, promoting peaceful coexistence, and enhancing access to justice through inclusive legal processes, mobile services, and integration of refugee rights actors into local governance. Voluntary repatriation, particularly for Burundian refugees, will follow coordinated and phased approaches. Integrated protection services across child protection, GBV, and MHPSS will be delivered through strengthened national systems, harmonized coordination, and inclusive policies that respond to refugee-specific needs.

**Key Areas of Focus:**

**Access to Asylum and Refugee Status Determination (RSD):** To ensure fair and efficient access to asylum, Ugandan institutions managing RSD will be directly supported in staffing, logistics, and information management. Short-term efforts will focus on reducing backlogs, streamlining RSD procedures, implementing alternative processing modalities, and digitizing registration systems. Temporary protection mechanisms will be explored for undocumented asylum seekers, alongside strengthened monitoring of refoulement and mixed movements. Medium-term strategies will enhance coordination with national systems, build institutional capacity, train staff, and develop infrastructure for efficient processing. Advocacy will support improved procedural safeguards and specialized facilities, including for ex-combatants. Long-term goals include sustaining a robust and inclusive asylum system, integrating refugees into national frameworks, and promoting

peaceful coexistence and socio-economic development for both refugees and host communities.

**Access to Justice:** Personal security and access to justice are essential to uphold the rights of refugees. In the short term, the Government, UNHCR, and partners will advance procedural reforms, provide legal awareness and training for judicial officers, equip community paralegals, and establish mobile courts and legal aid clinics to improve access in remote areas. Refugee protection modules will be integrated into police training to ensure sensitive law enforcement. Medium-term strategies focus on strengthening e-Justice systems, enhancing coordination with legal aid providers, and using digital platforms to improve case management. Advocacy and sustainable funding will support innovative legal aid services, while community engagement continues through legal awareness campaigns and policing initiatives. Long-term goals aim to institutionalize affordable legal representation, promote gender-sensitive policing, and integrate refugee rights actors into local systems, ensuring a resilient, inclusive, and accessible justice framework for refugees and host communities.

**Child Protection:** To protect children from violence, abuse, neglect, exploitation, and family separation, the response will adopt a holistic child protection systems approach, reinforcing formal and community-based structures. Partners will empower communities to identify and reduce risks, ensure timely access to quality protection services—including case management, family-based alternative care, civil documentation, psychosocial support, and access to justice—and strengthen referral and response mechanisms. Efforts will focus on integrating refugee children into national systems, building the capacity of service providers, and embedding child protection across sectors such as education, GBV, MHPSS, health, and livelihoods. Community mechanisms, including child protection committees, peer networks, and local leaders, will be supported to detect risks early, promote positive caregiving, and challenge harmful social and gender norms. All interventions will be anchored in child rights principles, with attention to age, gender, and diversity, ensuring safe and inclusive environments where children can thrive.

**Mental Health and Psychosocial Support (MHPSS):** MHPSS is a cross-cutting priority across protection, health, education, and livelihoods, aiming to improve the mental well-being of refugees and host communities. Sector partners will strengthen community-based interventions, including case detection, referral pathways, and scalable psychological support, while embedding psychosocial support into case management for children, GBV survivors, and other vulnerable groups. The strategy ensures safe spaces for women, youth, and children, capacity-building of frontline staff and volunteers, and integration of MHPSS data into national systems for informed decision-making. Gender-sensitive approaches and community-based activities will foster social cohesion, resilience, and conflict resolution. Partnerships with government and local actors will support sustainable, rights-based services. Inclusive planning and advocacy will ensure

that MHPSS is accessible from points of entry through all settlement phases, addressing immediate needs while promoting long-term recovery, resilience, and social stability.

**Gender-Based Violence (GBV):** To address the high prevalence of GBV among refugees and host communities, the strategy combines prevention and survivor-centered response. Prevention activities will target root causes through community dialogues, social norm change, and empowerment of women and girls, while engaging men and boys as agents of change. Survivor-centered response will strengthen emergency GBV services, deploy specialized staff, and ensure functional referral pathways across settlements and host communities. Integration with government systems and local structures will reduce service fragmentation and support sustainable, national ownership of GBV prevention and response. Safe spaces for women and girls will provide psychosocial support, skills development, and livelihood opportunities. GBV risk mitigation will be mainstreamed across sectors—including health, WASH, shelter, site planning, energy, livelihoods, and education—to enhance the safety of women and girls in public spaces and improve social and economic outcomes.

**Community Participation and Accountability to Affected People (AAP):** Community participation and AAP are central to inclusive and sustainable refugee responses. Efforts will focus on ensuring diverse representation, including youth, persons with disabilities, and the elderly, in decision-making and feedback mechanisms. Platforms such as the Refugee Engagement Forum will be strengthened, and feedback collection will be digitalized to improve efficiency and responsiveness. All sectors and partners will integrate community insights into planning and implementation, enabling refugees and host communities to influence decisions affecting their lives. Capacity-building, targeted outreach, and support for community-based organizations will enhance participation and governance. Over time, communities will co-lead initiatives, monitor service delivery, and hold actors accountable, creating a more equitable, responsive, and resilient refugee response.

**Peaceful Co-existence:** To strengthen peaceful relations between refugees and host communities, the underlying drivers of conflict—such as competition over resources, cultural misunderstandings, and climate-related pressures—must be better understood so that effective conflict-reducing measures can be implemented. Building on this, the sector will reinforce the foundations for peaceful co-existence through regular conflict and situational analyses, early identification of emerging tensions, and support to community-based structures such as Conflict Resolution Committees. Actors in the refugee response will be capacitated to integrate conflict sensitivity across sector plans and programmes, ensuring that assistance does not inadvertently exacerbate tensions. Communities will be empowered to prevent and respond to conflict through strengthened dialogue platforms, capacity-building for youth and other key groups, and support to inclusive governance and cultural awareness initiatives. Community-led mechanisms for dispute resolution and

resource management will be developed and sustained over time. Joint activities that bring together refugees and host communities will continue to promote social cohesion, mutual respect, and shared responsibility for peaceful and stable coexistence in refugee-hosting areas.

**Persons with Specific Needs (PSN):** PSNs—including persons with disabilities, older persons, and those without family support—remain a cross-cutting priority in all sectors. They face heightened vulnerabilities and require timely access to services and meaningful participation in community decision-making. Partners must accurately identify PSNs, address barriers such as inaccessible infrastructure and limited information, and integrate inclusive approaches in programming. Short-term priorities include disability and vulnerability assessments, AGD-disaggregated data collection, and capacity-building for service providers. Communities and PSN representatives will be empowered to engage in local governance and community structures. Over the medium to long term, inclusion will be mainstreamed across sectors through accessible services, inclusive education and livelihoods opportunities, and sustained efforts to ensure PSNs are protected, supported, and actively participate in community life.

**Mixed Movements:** Uganda faces complex movements of refugees, asylum seekers, and migrants driven by conflict, climate, and economic pressures. Short-term efforts focus on protection at borders and transit hubs, providing legal assistance and information for vulnerable individuals, and training border officials on international protection standards. Coordination among government, UN, NGOs, and civil society ensures joint assessments and harmonized interventions. Medium-term priorities include capacity building for officials and partners, improving case management, data systems, and cross-sector collaboration. Durable solutions are pursued through safe voluntary repatriation, expanded resettlement, and local integration, including access to education, livelihoods, and land, fostering self-reliance and dignity.

**Durable Solutions:** Efforts support refugees in voluntary, safe, and sustainable solutions through repatriation, resettlement, and complementary pathways. Short-term actions include providing accurate information on return areas, services, and rights via community outreach, peer networks, intention-to-return surveys, and “Go and See/ Come and Tell” visits. Transport and counselling for resettlement and complementary pathways will be coordinated to ensure accessible, community-driven support. Medium-term strategies focus on improving conditions in return areas, strengthening peace and reconciliation, and expanding partnerships with third countries and private actors to widen resettlement and complementary pathways. Long-term goals aim to collaborate with Burundi on reintegration, integrating returnees into national systems and development planning. Continued investment in resettlement and complementary pathways will provide alternatives for those unable or unwilling to return, reduce protection risks, and support sustainable coexistence.

**Statelessness:** Uganda has committed to eradicating statelessness through its National Action Plan, including measures to review nationality laws, improve birth registration, and recognize excluded indigenous communities. Short-term efforts focus on technical support to the government, advocacy for inclusive policies, and awareness-raising on statelessness. Medium-term priorities include finalizing legal and policy reforms, integrating statelessness studies into national academic curricula, and strengthening institutional capacity to prevent and resolve statelessness. Long-term goals aim to ensure full recognition of all communities, reduce vulnerabilities to statelessness, and build a sustainable framework aligned with international standards.

**Registration:** Registration remains the foundation of protection and assistance and a core responsibility of the Office of the Prime Minister (OPM) and UNHCR. The sector strategy strengthens this role by ensuring that all new arrivals undergo timely pre-registration at border points, followed by comprehensive biometric registration at transit and reception centers. This includes capturing detailed biographic, biometric, and vulnerability information, as well as education and skills profiles to support targeted programming. Continuous registration and verification—through digital self-verification, facial recognition, and regular case updates—ensure accurate, up-to-date data, including the recording of births, deaths, and departures. Refugees receive temporary documentation upon arrival and, from age 16, national-style identity cards that enable access to services and key rights. Registration activities are supported by secure information systems, strong data protection measures, and close coordination with security actors to maintain the civilian character of asylum.

## Partnership and Coordination

Uganda's asylum approach is government-led, with the Office of the Prime Minister (OPM) and the Department of Refugees coordinating refugee reception, registration, and protection under national laws. The Refugees Act (2006) and Refugee Regulations (2010) provide the legal framework for refugee status determination and documentation. While partners provide technical support and services, the government retains primary responsibility for the protection and integration of both camp-based and urban refugees. UNHCR leads coordination of durable solutions through a multi-stakeholder mechanism promoting voluntary repatriation, local integration, third-country resettlement, and complementary pathways such as education, labor mobility, and family reunification. Resettlement is managed through protection-driven referrals, while complementary pathways are advanced with states and private actors to expand safe migration options.

National-level protection coordination is facilitated by the Refugee Protection Working Group (NRPWG), co-chaired by OPM and UNHCR, with quarterly meetings. Specialized sub-groups on child protection, GBV, and MHPSS also meet quarterly. The Urban Working

Group, co-chaired by OPM and UNHCR, brings together around 40 partners, including line ministries, Kampala Capital City Authority, community-based organizations, and refugee-led organizations. In settlements, child protection and GBV coordination is jointly led by OPM and the Ministry of Gender, Labour and Social Development, alongside other ministries and partners, to ensure refugees access protection services on par with host communities. Key priorities include strengthening safeguards, building para-social worker capacity, and enhancing local government competencies through joint programming.

MHPSS coordination follows a multi-sectoral approach guided by IASC standards, integrating health, protection, education, and community actors. Technical working groups and inter-agency platforms align strategies, share tools, and prevent duplication. Community engagement ensures services reflect local needs, while capacity building, joint planning, and shared monitoring systems strengthen responsiveness. Monitoring frameworks and feedback mechanisms underpin accountability and track progress. Through this coordinated, rights-based, and development-linked approach, Uganda aims to ensure inclusive protection and durable solutions for both refugees and host communities.

**Protection Mainstreaming:** Protection is systematically integrated across all sectors to uphold the rights, dignity, and safety of refugees and asylum seekers affected by displacement, loss of livelihoods, and violence. In education, schools serve as safe spaces, with teachers trained in safeguarding, psychosocial support, and inclusive access for marginalized groups, including girls and children with disabilities; curricula embed life skills and rights awareness. Health services ensure non-discriminatory access, integrate mental health and psychosocial support, and train health workers to respond to GBV and child abuse, with confidentiality and referral pathways maintained. Environmental management incorporates protection through risk assessments, safe resource access, and refugee participation in planning, while promoting sustainable practices and site designs that reduce hazards and overcrowding. These measures ensure humanitarian assistance remains inclusive, rights-based, and responsive to protection needs, closely linked with broader coordination mechanisms.

## Assumptions, Risks, and Mitigation Measures

| Assumptions |
| --- |
| • Funding: Continued funding for CP, GBV, and MHPSS to enable service expansion and capacity building.<br>• Partnerships: Ongoing collaboration between government, CSOs, development agencies, and refugee communities. |

- Government Commitment: Sustained commitment to integrating protection services, including support for social service workforce growth through funding, policy, and programmatic collaboration.
- Political Will: The government remains committed to refugee rights protection.
- Return Conditions: Conditions in countries of origin remain favorable for voluntary and safe returns.

| Risk | Mitigation Measures |
|---|---|
| **Upcoming national elections** may hinder timely implementation and commitment of actors | Maintain sustained advocacy and multi-stakeholder engagement to ensure continuity of programs. |
| **Delays in policy formulation/implementation** affecting CP/GBV/MHPSS inclusion | 1. Advocate for harmonization of CP/GBV/MHPSS policies to explicitly include refugees.<br>2. Support development of a National Transition Strategy for CP/GBV/MHPSS service integration.3Strengthen enforcement of existing refugee-inclusive laws at national and local levels. |
| **Resistance to new ways of working** affecting cohesion | 1. Enhance multi-sectoral coordination.<br>2. Provide capacity building for partners and stakeholders.<br>3. Engage communities and raise awareness to increase uptake of services. |
| **Pressure on service delivery** due to massive refugee influx | 1. Strengthen community protection mechanisms.<br>2. Conduct sector-specific contingency planning, preposition supplies, and develop joint fundraising appeals. |
| **Limited resources and donor fatigue** | 1. Advocate with development actors to support registration and RSD processing.<br>2. Promote application of the East African Free Movement Protocol.<br>3. Advocate for implementation of the Munyonyo Declaration on Durable Solutions.<br>4. Optimize resource allocation by improving coordination, reducing duplication, and investing in cost-effective solutions (e.g., digitalization). |

| | |
|---|---|
| | 5. Expand engagement with non-traditional donors, including private sector, development banks, and philanthropic organizations. |
| **Change in open-door policy / refoulement, arbitrary arrests, and detention** | 1. Advocate with government stakeholders to uphold international legal obligations.<br>2. Strengthen regional and global advocacy (AU, IGAD, and other actors) to maintain protection space.<br>3. Conduct regular border and entry-point monitoring.<br>4. Build capacity of stakeholders on protection standards and response. |
| **Concerns regarding procedural safeguards in asylum processing** | 1. Conduct continuous training and regular reviews to ensure compliance and transparency.<br>2. Implement standardized procedures and digital case management systems.<br>3. Maintain functioning reporting, response, and investigation mechanisms.<br>4. Educate refugees and host communities about asylum rights, responsibilities, and reporting mechanisms.<br>5. Maintain internal oversight to detect and prevent misconduct. |

## G: Shelter, Settlement Planning and Non-Food Items (NFI)

### Overall Sector Strategy

By 2030, the objective of the sector is to achieve sustainable, inclusive, and climate-adaptive refugee settlements fully integrated into national and district development plans. Inclusive spatial planning guidelines will be adopted across all refugee-hosting districts, covering site selection, settlement layout, minimum plot sizes, land-use zoning, road hierarchy, and environmental protection. Shelter designs will incorporate natural ventilation, daylighting, and sustainable locally sourced materials, while elevated construction will reduce vulnerability to floods. Livelihood opportunities linked to shelter construction and maintenance will intentionally include persons with disabilities, fostering inclusion and self-reliance while reducing dependency on humanitarian aid.

Over the medium term, efforts will focus on enhancing the durability and organization of refugee settlements by constructing long-lasting shelters, systematically demarcating plots, and supporting organized settlement layouts that integrate livelihoods. Local

capacity for communal shelter management will be strengthened, and actors will be trained on accessibility standards and inclusive practices. Climate- and environment-sensitive measures will be applied to reduce health and safety risks, including sustainable resource management, flood mitigation, and proper waste disposal.

In the short term, the sector will prioritize life-saving interventions, including the distribution of emergency shelter and NFIs through cash-based interventions, improving settlement planning using the Hub approach to optimize space for livelihoods, and conducting critical road repairs through District Local Governments. Universal design principles will be applied in communal shelters, NFI kits, and household tools to ensure accessibility for persons with disabilities, who will be engaged in planning, implementation, and monitoring.

Cross-cutting considerations are central to the sector strategy. Age, Gender, and Diversity (AGD) will guide planning, ensuring women, girls, older persons, and other vulnerable groups are actively involved in decision-making, and that interventions address specific needs such as lighting, privacy, and accessibility. Accountability to Affected Persons (AAP) mechanisms will be embedded to ensure transparency, responsiveness, and equitable access. Persons with Specific Needs (PSN) will be consulted and their needs incorporated across all phases of planning and implementation. Peaceful co-existence will be promoted through inclusive planning processes, equitable distribution of infrastructure, participatory land-use agreements, and joint development initiatives with host communities to foster trust and cooperation. Climate action will be mainstreamed across all interventions, including reforestation, flood mitigation, climate-smart settlement layouts, sustainable materials, and community engagement to build long-term resilience.

## Partnership and Coordination

At the national level, the sector will engage formally with the Office of the Prime Minister, the Ministry of Local Government, and the Ministry of Lands, Housing and Urban Development through quarterly coordination meetings and joint planning sessions. These engagements will promote alignment with national shelter standards, land-use regulations, and climate adaptation frameworks, while supporting the Comprehensive Refugee Response Framework Secretariat to embed refugee response priorities within national development strategies, including the National Development Plan IV and relevant Sustainable Development Goal targets.

At the district level, the sector will strengthen and sustain District Coordination Platforms to co-lead planning, implementation, and monitoring. Capacity building will be provided to District Physical Planning Units and Works Departments, alongside joint land-use planning with the Office of the Prime Minister, landlords, and surveyors to address tenure, demarcation, and dispute resolution challenges. Coordination at settlement and field level will be enhanced through monthly Sector Working Groups bringing together United Nations agencies, the Office of the Prime Minister, non-governmental organizations, community-based organizations, and refugee leaders. Digital tools, such as Activity Information, will support shared mapping, planning, and infrastructure tracking. Community feedback mechanisms—including Accountability to Affected Persons and Protection from Sexual Exploitation and Abuse considerations—will reinforce

accountability, while joint assessments and field missions will improve shelter quality, infrastructure auditing, and identification of Persons with Specific Needs.

Resource mobilization will be strengthened through joint appeals, costed plans, and alignment with the National Development Plan IV and Comprehensive Refugee Response Framework priorities, encouraging both humanitarian and development financing. Localization will remain central, with District Local Governments and community structures co-leading implementation. Harmonized cash-based interventions, Specific, Measurable, Achievable, Relevant, and Time-bound indicators, disaggregated data, and regular performance reviews will support results tracking. Intersectoral coordination with United Nations agencies, United Nations Human Settlements Programme, non-governmental organizations, development partners, and the private sector will advance planned settlements, durable shelter, and climate-resilient housing aligned with the National Development Plan IV, Sustainable Development Goal 11, and Comprehensive Refugee Response Framework principles, ensuring efficiency through joint planning, partner mapping, and adherence to physical planning guidelines.

## Assumptions, Risks, and Mitigation Measures

| Assumptions | |
|---|---|
| • Continued government commitment to receive refugees and provide sufficient land that meets socio-economic and environmental requirements.<br>• Effective coordination among government entities, United Nations agencies, non-governmental organizations, and development partners, particularly in applying settlement planning standards and guidelines.<br>• Sustained donor commitment to fund shelter kits, infrastructure, and planning activities through flexible financing mechanisms.<br>• Active participation of refugees and host communities—including youth, women, and persons with disabilities—in decision-making, planning, implementation, and monitoring.<br>• Maintenance and upgrading of critical infrastructure such as roads and drainage systems.<br>• Proactive environmental risk management, including avoiding low-lying areas for shelter and using such areas for woodlots or other environmentally appropriate purposes. | |
| **Risk** | **Mitigation Measures** |
| **Land Insecurity** (unclear tenure, disputes, limited availability of suitable land) | • Formalize land agreements with host communities and ensure landlord participation in boundary mapping.<br>• Engage district land boards and surveyors.<br>• Integrate refugee settlements into district land use plans. |
| **Underfunding** (donor fatigue for shelter and infrastructure) | • Develop joint donor appeals and costed sector plans.<br>• Advocate for inclusion in development financing.<br>• Promote cash-based shelter solutions and prioritize life-saving shelter support. |

| | |
|---|---|
| **Environmental Degradation** (deforestation, erosion, climate-related risks) | • Promote eco-friendly construction and reforestation.<br>• Integrate climate adaptation measures into settlement planning.<br>• Engage communities in environmental stewardship activities. |
| **Exclusion of Persons with Specific Needs** (inaccessible shelter designs and distribution) | • Prioritize persons with specific needs in shelter allocation.<br>• Apply universal design standards for shelters and communal infrastructure. |
| **Limited Local Capacity** (districts and local actors have limited technical and financial capacity) | • Provide targeted training, technical support, and equipment.<br>• Delegate roles through phased localization.<br>• Embed capacity-building support in sector transition plans. |
| **Infrastructure Gaps** (inadequate roads, drainage, and public facilities) | • Conduct joint planning with development actors.<br>• Co-finance infrastructure upgrades.<br>• Include shared services in settlement layouts. |
| **Poor Coordination** (fragmented planning and implementation across actors) | • Strengthen sector working groups and joint assessments.<br>• Use shared GIS and data platforms for mapping and monitoring.<br>• Align sector activities with Comprehensive Refugee Response Framework and district coordination structures. |

## H: Water, Sanitation and Hygiene (WASH)

Sudanese refugee women collect water from a community tap in Kiryandongo refugee settlement. UNICEF, UNHCR, and the Lutheran World Federation (LWF) are working together to expand access to safe, potable water for refugees. ©UNICEF/ Bamulanzeki

## Overall Sector Strategy

The overall goal of the WASH sector is to ensure that "all refugees and host communities benefit from a healthy environment and improved access to sustainable water, sanitation, and hygiene services—integrated into national systems wherever possible." The sector aims to provide equitable, safe, and reliable WASH services for refugees and host populations, while promoting environmental protection, preparedness for new arrivals, and progressive self-reliance. Emergency response, environmental sustainability, and climate resilience will remain central to all interventions, underpinned by innovative, cost-effective, and data-driven approaches.

After completing the first Water and Environment Sector Response Plan (WESRRP), led by the Ministry of Water and Environment (MWE), the second phase, WESRRP II (2025–2030), was launched to align with Uganda's National Development Plan IV (NDP IV). The plan aims to deliver WASH services through government institutions, including MWE, the Ministry of Health (MoH), District Local Governments (DLGs), and community-based structures. Water services are being integrated into national utilities through the Gazette–Develop–Transfer (GDT) model, ensuring that vulnerable households benefit from affordable tariffs under the National Water and Sewerage Corporation (NWSC) and the Umbrella Authorities.

By the end of 2022, Rwamwanja Refugee Settlement was fully handed over to the National Water and Sewerage Corporation (NWSC), marking a major milestone in service integration. Three additional settlements in the West Nile region have been gazetted under the Northern Umbrella for Water and Sanitation (NUWS) for utility management and four in the Southwest/Mid-West. The remaining five settlements are planned to be gazetted by 2026, completing the transition process. The shift of service delivery from humanitarian partners to national and community systems is ongoing. Community-based approaches, including the Village Health Team (VHT) model for hygiene promotion and Community-Led Total Sanitation (CLTS) for market-based sanitation, continue to be implemented through District Local Governments (DLGs) with support from the Ministry of Water and Environment (MWE) and the Ministry of Health (MoH).

The WASH Sector Strategy of the UCRRP is structured around a three-pillar framework—**Coordination, Systems Strengthening, and Service Provision**—to address both emergency and protracted needs through a comprehensive and sustainable approach.

1. **Coordination**

- The WASH sector will strengthen coordination at all levels, from national government to local districts, by clarifying roles and responsibilities and enhancing ownership and leadership.
- At the settlement level, WASH lead partners will receive training and support to manage coordination effectively. Collaboration will also be strengthened with the health sector through the integration of Village Health Teams (VHTs), who will play a key role in hygiene promotion, community mobilization, and monitoring of household sanitation and health practices.
- The sector will engage development partners, donors, and the private sector to foster collaboration, innovation, and investment.
- Coordination efforts will ensure that refugees are included in government policies, plans, and programs, so their needs are fully considered and addressed.
- Gender, protection, and inclusion will be mainstreamed to ensure that women and persons with special needs actively participate in WASH planning and management.

2. **Systems Strengthening**

- This pillar focuses on building local capacity (including emergency preparedness), promoting sustainability, and using digital tools to support long-term WASH service delivery.
- The Gazette–Develop–Transfer (GDT) model will guide the integration of refugee settlements into national utility management, with vulnerable households benefiting from affordable tariffs and subsidies under the pro-poor strategy.
- Ongoing advocacy and resource mobilization, guided by the WESRRP II costed roadmap, will support the transition and ensure continued investment in umbrella authorities and community structures to manage WASH services.
- Digital monitoring will be scaled up with at least 45 water resource monitoring stations and devices (manual and automated) to track water supply and manage groundwater in real time.

- Climate-resilient infrastructure will be promoted, including renewable energy solutions and water safety plans.
- The sector will protect and restore water catchment areas, especially recharge zones that refill underground water sources, working with local governments and Catchment Management Committees to ensure clean, reliable water.
- Supply chains and market-based sanitation will be strengthened by linking community artisans and the private sector to produce latrine slabs, provide desludging services, and manage faecal sludge operations.

3. **Service Provision**

- This pillar ensures rapid emergency response and sustainable service delivery in protracted contexts. Priorities include:
    - Provision of emergency latrines for new arrivals and household support for dome-shaped slab latrines.
    - Development of faecal sludge management, solid waste management, and slab production initiatives through trained community sanitation groups.
    - Integration of wastewater, solid waste, faecal sludge, and drainage management as part of holistic sanitation programming—implemented in coordination with site planning teams and relevant WASH actors.
    - Hygiene promotion approaches like PHAST/CHAST and CLTS will be applied in communities and schools
    - Institutional WASH will be supported to address WASH gaps in schools, health care facilities, and public places.

Currently, water is supplied at an average rate of 18 liters per person per day (lpd), although settlements receiving new arrivals access as little as 5 lpd. Service delivery is supported by 223 motorized water systems (98% hybrid-powered, 42 Mega Watt solar capacity) and 1,157 boreholes with handpumps. Household sanitation coverage stands at 69%, below the sector and national target of 85%, highlighting the need for continued investment in sanitation, community engagement, and infrastructure upgrades.

To improve targeting and decision-making, the sector will shift from zone-level to village-level needs assessments, enabling a clearer understanding of gaps and prioritization of the most underserved areas. Recognizing that water supply and waste disposal can be sources of tension both between and within communities, the sector will continue to mainstream conflict sensitivity through ongoing analysis of the changing context, regular assessments of barriers and risks, and the implementation of mitigating measures.

## Partnership and Coordination

The WASH strategy emphasizes strengthening national ownership and leadership while fostering inclusive, multi-stakeholder partnerships, including government institutions, development partners, private sector actors, and community members (refugees and host communities). The strategy aims to enhance coordination and leadership capacities

within partners and District Local Governments (DLGs), while promoting collaboration, innovation, and investment across all stakeholders.

The Ministry of Water and Environment (MWE) coordinates all WASH responses in partnership with UNHCR and UNICEF, who co-chair national refugee WASH coordination meetings and support district-level coordination. Specific WASH projects may also be coordinated directly by the Office of the Prime Minister (OPM), particularly where a Project Implementation Team (PIT) is required for joint supervision.

The Government is responsible for designing, constructing, managing, and monitoring major water infrastructure, developing catchment management plans, procuring faecal sludge disposal equipment, and constructing related facilities, including household and institutional latrines. Responsibilities also include allocating land for waste disposal and transporting waste from urban centres, markets, schools, and health facilities.

The WASH sector ensures that WASH infrastructure is established by development and private sector actors, while service delivery is managed through government systems. Community members, including refugees, are active partners in service delivery, participating in hygiene promotion, latrine construction, maintenance of water points, faecal sludge management, and solid waste initiatives. This engagement fosters ownership, sustainability, and self-reliance. Efforts will be intensified to engage the private sector in refugee WASH responses, aligned with district development plans and the Sustainable Development Goals (SDGs). UNHCR and UNICEF will continue to support coordination and capacity development for partners, including community actors, in non-transitional settlements. To strengthen MWE's ownership of the transition process, a quadripartite MoU was signed between MWE, OPM, utilities, and UNHCR, mandating MWE to lead joint monitoring and ensure implementation.

The private sector will support water supply asset management and monitoring, helping to reduce downtime, increase water availability, and improve system sustainability at lower costs. In some cases, partners may engage DLGs to operate water systems as Area Service Providers (ASPs) under the government model.

The WASH sector will ensure close collaboration between humanitarian assistance and development efforts, integrating emergency responses with long-term development objectives. Refugees and host communities will be engaged as partners in planning, monitoring, and delivering WASH services, ensuring interventions meet local needs and promote community ownership. Advocacy will focus on directing development partner funding to refugee settlements, supported by joint missions, presentations, and briefing notes. Annual mapping of development aid will be conducted and updated periodically to strengthen planning and coordination.

## Assumptions, Risks, and Mitigation Measures

| Assumptions |
| --- |

- Communities are willing and able to pay for water services.
- Water systems are optimized and constructed or expanded to meet utility requirements for takeover.
- Mandated water utilities are willing and capable of managing water schemes.
- Water supply meets required quality and quantity standards.
- Communities are willing to adopt good sanitation and hygiene practices.
- Partners are willing to share costs and services for Village Health Teams.
- Partners and government entities are willing to share information for proper resource coordination.
- Remote monitoring devices are accepted by the Uganda Communications Commission.
- The Ministry of Water and Environment validates water, sanitation, and hygiene data from refugee settlements.

| Risk | Mitigation Measures |
|---|---|
| Deteriorating water quality and quantity | Conduct groundwater monitoring and feasibility studies; ensure proper system design. |
| Utility migration risks (limited capacity, incomplete infrastructure, poor asset tracking, subsidy dependency, high operation and maintenance costs) | Establish backup systems and hand pumps; provide government subsidies; development partners fund infrastructure development. |
| Vandalism of installed systems and illegal connections | Implement community policing and secure installations with energized fences and solar cameras. |
| Reduced water availability due to climate change | Implement nature-based environmental restoration and conservation measures. |
| Long downtime when water assets fail | Engage private sector for water asset management and rapid response. |
| Settlements with low water potential or difficult soil conditions | Plan settlements strategically and use backfilling where needed instead of creating new sites. |
| Disease outbreaks due to increased population at transit and reception centers | Timely relocation of new arrivals; advocate for crisis modifier funds within development portfolios. |
| Reduced coordination quality due to absence of UNHCR technical staff in the field | Strengthen government and partner support for coordination. |
| Land ownership disputes in Northern and West Nile affecting utility migration | District local governments to lead land negotiations and compensation processes. |

# ANNEXES

## ANNEX I- FINANCIAL REQUIREMENTS BY SECTOR AND SITUATION[55]

| Sector | 2026-DRC | 2026-SSD | 2026-SUD | 2026-Total | 2027-DRC | 2027-SSD | 2027-SUD | 2027-Total |
|---|---|---|---|---|---|---|---|---|
| Education | 41,654,754 | 51,394,237 | 14,110,036 | 107,159,027 | 42,543,899 | 52,581,426 | 13,749,844 | 108,875,169 |
| Environment & Energy | 8,253,504 | 11,423,887 | 4,007,635 | 23,685,026 | 6,285,389 | 9,671,396 | 4,107,635 | 20,064,420 |
| Food Security | 46,852,176 | 56,815,045 | 6,459,410 | 110,126,631 | 43,647,014 | 54,321,736 | 6,295,089 | 104,263,839 |
| Health & Nutrition | 49,098,618 | 62,747,931 | 19,436,506 | 131,283,055 | 49,488,774 | 61,677,589 | 22,300,426 | 133,466,789 |
| Livelihoods & Resilience | 63,879,230 | 75,495,377 | 13,733,041 | 153,107,648 | 38,822,649 | 54,484,876 | 8,424,480 | 101,732,005 |
| Protection - CP | 9,587,184 | 13,982,079 | 4,187,152 | 27,756,416 | 8,705,566 | 13,288,807 | 4,117,166 | 26,111,539 |
| Protection - GBV | 10,721,844 | 15,803,783 | 4,096,721 | 30,622,348 | 9,232,759 | 14,868,812 | 4,061,185 | 28,162,756 |
| Protection - General | 52,446,114 | 68,885,998 | 21,823,413 | 143,155,525 | 49,861,546 | 67,996,919 | 21,196,019 | 139,054,484 |
| SSNFIs | 30,838,237 | 40,007,393 | 5,974,065 | 76,819,695 | 30,061,914 | 40,007,393 | 6,018,065 | 76,087,372 |
| WASH | 18,568,051 | 21,588,216 | 6,304,839 | 46,461,105 | 14,590,158 | 17,884,700 | 5,720,839 | 38,195,697 |
| **Grand Total** | **331,899,712** | **418,143,946** | **100,132,818** | **850,176,476** | **293,239,668** | **386,783,654** | **95,990,748** | **776,014,070** |

[55] Financial requirements for sectors are foreseen to be greatly impacted by the pace of further service integration, in particular as related to the education, health and water sectors. These will be adapted as Government and development actors further progress toward transitioned services.

## ANNEX II – FINANCIAL REQUIREMENTS BY PARTNER AND SITUATION

| Partner | 2026-DRC | 2026-SSD | 2026-SUD | 2026-Total | 2027-DRC | 2027-SSD | 2027-SUD | 2027-Total |
|---|---|---|---|---|---|---|---|---|
| ACF | 1,100,000 | 1,300,000 | 1,250,000 | 3,650,000 | 1,400,000 | 1,480,000 | 1,400,000 | 4,280,000 |
| ACORD | 600,000 | 650,000 | 800,000 | 2,050,000 | 750,000 | 800,000 | 950,000 | 2,500,000 |
| ADRA | 690,000 | 2,000,000 | | 2,690,000 | 780,000 | 2,090,000 | | 2,870,000 |
| AFI | | 450,000 | | 450,000 | | 450,000 | | 450,000 |
| AFOD | 180,000 | 900,000 | 80,000 | 1,160,000 | 180,000 | 900,000 | 80,000 | 1,160,000 |
| AHA | 261,000 | 12,000 | 35,000 | 308,000 | 133,000 | 12,000 | 35,000 | 180,000 |
| Alight | 4,661,988 | | | 4,661,988 | | | | |
| APPCO | 360,000 | 530,000 | | 890,000 | 460,000 | 610,000 | | 1,070,000 |
| AVSI | 31,542,887 | 29,897,644 | | 61,440,531 | 21,825,142 | 20,530,391 | | 42,355,533 |
| AWYAD | 3,200,000 | 2,500,000 | 1,100,000 | 6,800,000 | 3,100,000 | 2,400,000 | 1,100,000 | 6,600,000 |
| AyudaEA | 550,000 | 1,425,000 | | 1,975,000 | | | | |
| BfA | | 300,000 | | 300,000 | | | | |
| Caritas | 121,434 | 1,147,395 | | 1,268,829 | 121,434 | 1,147,395 | | 1,268,829 |
| Caritas Switzerland | 190,000 | 150,000 | | 340,000 | | | | |
| CEFORD | | 3,955,664 | | 3,955,664 | | 5,933,496 | | 5,933,496 |
| CESVI | | 330,000 | | 330,000 | | | | |
| CFI | | 645,000 | 55,000 | 700,000 | | 645,000 | 55,000 | 700,000 |
| CSU | 914,424 | 457,212 | 457,212 | 1,828,848 | 914,424 | 457,212 | 457,212 | 1,828,848 |
| CUAMM | | 250,000 | | 250,000 | | 250,000 | | 250,000 |
| DRC | 2,644,574 | 2,200,437 | 148,561 | 4,993,572 | | | | |
| ELITE Group | | 50,000 | | 50,000 | | | | |
| EveryShelter | 797,875 | | | 797,875 | | | | |
| EYE Uganda | 85,000 | 110,000 | 65,000 | 260,000 | 85,000 | 110,000 | 65,000 | 260,000 |
| FAO | 4,399,000 | 3,386,750 | 2,511,750 | 10,297,500 | 4,399,000 | 3,386,750 | 2,511,750 | 10,297,500 |

| | | | | | | | | |
|---|---|---|---|---|---|---|---|---|
| FCA | 6,580,000 | 6,900,000 | 1,770,000 | 15,250,000 | 6,580,000 | 6,900,000 | 1,770,000 | 15,250,000 |
| FIDA/FMU | | 69,000 | | 69,000 | | 69,000 | | 69,000 |
| FRC | 338,000 | 658,000 | | 996,000 | 385,000 | 697,000 | | 1,082,000 |
| Give Directly | 6,500,000 | 5,000,000 | 5,000,000 | 16,500,000 | | | | |
| HADS | 600,000 | 600,000 | 600,000 | 1,800,000 | 600,000 | 600,000 | 600,000 | 1,800,000 |
| HEKS/EPER (SCA) | 950,000 | 700,000 | | 1,650,000 | 600,000 | 600,000 | | 1,200,000 |
| HHA | | 180,000 | | 180,000 | | 200,000 | | 200,000 |
| HI | 1,950,000 | 1,950,000 | 1,300,000 | 5,200,000 | 2,050,000 | 2,100,000 | 1,600,000 | 5,750,000 |
| ILO | 3,000,000 | 2,600,000 | 400,000 | 6,000,000 | 2,000,000 | 1,800,000 | 200,000 | 4,000,000 |
| IRC | 794,274 | 9,191,757 | | 9,986,031 | 1,633,793 | 8,872,745 | | 10,506,538 |
| IsraAID | 730,000 | 48,000 | | 778,000 | | | | |
| JRS | 230,000 | 200,000 | 50,000 | 480,000 | | | | |
| LMI | 245,000 | 30,000 | | 275,000 | 115,000 | 15,000 | | 130,000 |
| LWF | 2,222,307 | 2,621,192 | 1,951,692 | 6,795,191 | 2,604,300 | 3,008,392 | 2,206,000 | 7,818,692 |
| Malteser | 1,980,134 | 1,980,134 | | 3,960,267 | | | | |
| MC | 6,250,000 | 6,806,400 | | 13,056,400 | 3,750,000 | 3,954,160 | | 7,704,160 |
| MTI | 2,635,484 | 1,454,179 | 145,418 | 4,235,081 | 2,635,484 | 1,454,179 | 145,418 | 4,235,081 |
| NRC | 6,525,000 | 4,200,000 | 2,625,000 | 13,350,000 | 6,525,000 | 4,700,000 | 2,125,000 | 13,350,000 |
| Opportunity International UK | 1,400,000 | | | 1,400,000 | | | | |
| Oxfam | 586,900 | 1,445,032 | | 2,031,932 | 580,141 | 1,056,570 | | 1,636,711 |
| Plan | 2,273,500 | 3,686,500 | | 5,960,000 | 2,873,500 | 4,216,500 | | 7,090,000 |
| PsychoPlus | 10,000 | 173,000 | 32,000 | 215,000 | | | | |
| PWJ | 1,042,800 | | | 1,042,800 | 1,042,800 | | | 1,042,800 |
| REPSSI | 287,157 | 85,000 | 47,010 | 419,167 | | | | |
| RHTV | 20,000 | 20,000 | | 40,000 | | | | |
| RRSA | | 15,000 | | 15,000 | | | | |

| | | | | | | | | |
|---|---|---|---|---|---|---|---|---|
| RtP | | 1,327,469 | | 1,327,469 | | 554,797 | | 554,797 |
| Safe Home Africa | | 50,000 | | 50,000 | | 80,000 | | 80,000 |
| SCI | 10,787,500 | 10,686,250 | 2,013,750 | 23,487,500 | 10,787,500 | 10,686,250 | 2,013,750 | 23,487,500 |
| Simbi/TWSB | 17,000 | 135,000 | | 152,000 | 17,000 | 135,000 | | 152,000 |
| SMU | 518,464 | 259,232 | 259,232 | 1,036,928 | | | | |
| Street Child | 350,000 | 250,000 | 250,000 | 850,000 | 350,000 | 250,000 | 250,000 | 850,000 |
| TPO | 200,000 | 316,000 | 76,000 | 592,000 | 150,000 | 322,000 | 100,000 | 572,000 |
| TUTAPONA | 150,000 | 100,000 | | 250,000 | 200,000 | 100,000 | | 300,000 |
| UNCDF | 600,000 | 300,000 | | 900,000 | | | | |
| UNDP | 2,150,000 | 2,050,000 | 1,500,000 | 5,700,000 | 2,150,000 | 2,050,000 | 1,500,000 | 5,700,000 |
| UNFPA | 3,755,935 | 4,177,659 | 1,975,000 | 9,908,594 | 2,629,155 | 2,250,830 | 1,382,500 | 6,262,484 |
| UNHCR | 126,333,358 | 187,695,264 | 46,923,811 | 360,952,433 | 126,333,358 | 187,695,264 | 46,923,811 | 360,952,433 |
| UNICEF | 3,567,978 | 3,567,978 | 1,783,988 | 8,919,944 | 3,567,978 | 3,567,978 | 1,783,988 | 8,919,944 |
| UNWOMEN | 730,375 | 2,142,162 | 1,207,770 | 4,080,307 | 730,374 | 2,142,162 | 1,207,770 | 4,080,306 |
| URCS | 1,400,000 | 1,400,000 | 1,930,000 | 4,730,000 | 1,293,768 | 800,000 | 1,550,000 | 3,643,768 |
| URDMC | | 538,294 | 418,174 | 956,468 | | | | |
| VE | | 772,840 | | 772,840 | | 772,840 | | 772,840 |
| WCA | 900,000 | 550,000 | 550,000 | 2,000,000 | 900,000 | 550,000 | 550,000 | 2,000,000 |
| WCC | 10,350,000 | 9,100,000 | | 19,450,000 | 10,350,000 | 9,100,000 | | 19,450,000 |
| WFP | 49,806,470 | 60,231,081 | 5,791,450 | 115,829,001 | 46,427,517 | 56,144,904 | 5,398,549 | 107,970,970 |
| WHH | 3,200,000 | 2,500,000 | | 5,700,000 | | | | |
| WHO | 11,000,000 | 12,000,000 | 9,000,000 | 32,000,000 | 13,000,000 | 15,000,000 | 12,000,000 | 40,000,000 |
| WIU | 3,500,000 | 5,500,000 | 4,500,000 | 13,500,000 | 3,500,000 | 5,500,000 | 4,500,000 | 13,500,000 |
| WMU | 100,000 | 400,000 | 200,000 | 700,000 | | | | |
| WVI | 1,033,894 | 6,034,423 | 30,000 | 7,098,317 | 630,000 | 5,185,841 | 30,000 | 5,845,841 |
| WYO | 1,250,000 | 1,500,000 | 450,000 | 3,200,000 | 1,250,000 | 1,500,000 | 450,000 | 3,200,000 |
| YEF | | 450,000 | | 450,000 | | | | |

| | | | | | | | | |
|---|---|---|---|---|---|---|---|---|
| YSAT | 750,000 | 850,000 | 850,000 | 2,450,000 | 850,000 | 950,000 | 1,050,000 | 2,850,000 |
| **Grand Total** | **331,899,712** | **418,143,946** | **100,132,818** | **850,176,476** | **293,239,668** | **386,783,654** | **95,990,748** | **776,014,070** |

## ANNEX III – SECTOR LOG FRAMES (OUTCOME LEVEL)

### EDUCATION

**Outcome 1: Improved Continuous, Safe and Equitable Access and Retention to Inclusive Learning and Training Opportunities**

| Indicator | | South Sudanese | | | Congolese | | | Sudanese | | | Others | | | Host Community | | |
|---|---|---|---|---|---|---|---|---|---|---|---|---|---|---|---|---|
| Indicator ID | Outcome Indicator(s) | Baseline 2025 | Target 2026 | Target 2027 | Baseline 2025 | Target 2026 | Target 2027 | Baseline 2025 | Target 2026 | Target 2027 | Baseline 2025 | Target 2026 | Target 2027 | Baseline 2025 | Target 2026 | Target 2027 |
| A | Gross enrolment rate(overall) | 48% | 50% | 50% | 48% | 48% | 50% | | 20% | 20% | 48% | 48% | 48% | 35% | 35% | 35% |
| B1 | Gross enrolment rate-Pre-primary | 37% | 37% | 37% | 33% | 33% | 33% | 13% | 13% | 13% | 52% | 52% | 52% | 6% | 6% | 7% |
| B2 | Gross enrolment rate-Primary | 88% | 89% | 90% | 93% | 93% | 93% | 22% | 24% | 24% | 89% | 89% | 89% | 48% | 48% | 50% |
| B3 | Gross enrolment rate-Secondary | 12% | 13% | 14% | 8% | 9% | 10% | 3% | 3% | 4% | 9% | 9% | 9% | 15% | 15% | 15% |
| C | Proportion of refugee enrolled in national system | 33% | 33% | 33% | 33% | 33% | 34% | | 20% | 20% | 33% | 33% | 34% | 30% | 30% | 32% |

**OUTCOME 2: Increased integration of refugees in public education system**

| Indicator | | South Sudanese | | | Congolese | | | Sudanese | | | Others | | |
|---|---|---|---|---|---|---|---|---|---|---|---|---|---|
| Indicator ID | Outcome Indicator(s) | Baseline 2025 | Target 2026 | Target 2027 | Baseline 2025 | Target 2026 | Target 2027 | Baseline 2025 | Target 2026 | Target 2027 | Baseline 2025 | Target 2026 | Target 2027 |
| A1 | % of government/grant aided /coded primary schools in refugee settlements | **59%** | **59%** | **59%** | **83%** | **83%** | **83%** | **100%** | **100%** | **100%** | 90% | 90% | 90% |
| A2 | % of government/grant aided /coded secondary schools in refugee settlements | **35%** | **35%** | **35%** | **60%** | **60%** | **60%** | **35%** | **35%** | **35%** | 50% | 50% | 50% |

**OUTCOME 3: Improved delivery of quality education**

| Indicator | | South Sudanese | | | Congolese | | | Sudanese | | | Others | | | Host Community | | |
|---|---|---|---|---|---|---|---|---|---|---|---|---|---|---|---|---|
| Indicator ID | Outcome Indicator(s) | Baseline 2025 | Target 2026 | Target 2027 | Baseline 2025 | Target 2026 | Target 2027 | Baseline 2025 | Target 2026 | Target 2027 | Baseline 2025 | Target 2026 | Target 2027 | Baseline 2025 | Target 2026 | Target 2027 |
| A1 | # of pupils per teacher for Pre-Primary Schools. | 58 | 58 | 58 | 71 | 71 | 71 | 72 | 72 | 72 | 82 | 82 | 82 | 38 | 38 | 38 |
| A2 | # of pupils per teacher for Primary Schools. | 103 | 103 | 103 | 89 | 89 | 89 | 72 | 72 | 72 | 61 | 61 | 61 | 69 | 69 | 69 |
| B1 | # of pupils per classroom for Pre-Primary Schools | 75 | 75 | 75 | 57 | 57 | 57 | 102 | 102 | 102 | 71 | 71 | 71 | 51 | 51 | 51 |
| B2 | # of pupils per classroom for Primary Schools | 130 | 130 | 130 | 123 | 123 | 123 | 114 | 114 | 114 | 83 | 83 | 83 | 88 | 88 | 88 |
| B3 | # of pupils per classroom for Secondary School | 86 | 86 | 86 | 91 | 91 | 91 | 114 | 114 | 114 | 73 | 73 | 73 | 64 | 64 | 64 |
| C1 | # of pupils per Latrine Stance for Pre-Primary Schools | 43 | 43 | 43 | 36 | 36 | 36 | 65 | 65 | 65 | 53 | 53 | 53 | 34 | 34 | 34 |
| C2 | # of pupils per Latrine Stance for Primary Schools | 62 | 62 | 62 | 71 | 71 | 71 | 74 | 74 | 74 | 64 | 64 | 64 | 60 | 60 | 60 |
| C2 | # of pupils per Latrine Stance for Secondary Schools | 51 | 51 | 51 | 34 | 34 | 34 | 61 | 61 | 61 | 37 | 37 | 37 | 36 | 36 | 36 |

## ENVIRONMENT AND ENERGY

**OUTCOME 1: Refugees and Host Communities manage and use natural resources sustainably that enable diverse livelihood alternatives**

| Indicator | | National | | | South Sudanese | | | Congolese | | | Sudanese | | | Others | | | Host Community | | |
|---|---|---|---|---|---|---|---|---|---|---|---|---|---|---|---|---|---|---|---|
| Indicator ID | Outcome Indicator(s) | Baseline 2025 | Target 2026 | Target 2027 | Baseline 2025 | Target 2026 | Target 2027 | Baseline 2025 | Target 2026 | Target 2027 | Baseline 2025 | Target 2026 | Target 2027 | Baseline 2025 | Target 2026 | Target 2027 | Baseline 2025 | Target 2026 | Target 2027 |
| A | % of refugee settlements that have undergone Environmental Impact Assessments (EIA) to ensure sustainable natural resource use | N/A | 16% | 32% | N/A | 16% | 32% | | 16% | 32% | | 16% | 32% | | 16% | 32% | | 16% | 32% |
| B | % of refugee settlements implementing corrective | N/A | 16% | 32% | N/A | 16% | 32% | | 16% | 32% | | 16% | 32% | | 16% | 32% | | 16% | 32% |

| | | | | | | | | | | | | | | | | | | | |
|---|---|---|---|---|---|---|---|---|---|---|---|---|---|---|---|---|---|---|---|
| | or adaptive measures based on environmental audit findings | | | | | | | | | | | | | | | | | | |

**OUTCOME 2: Refugees and Host Communities have improved access to and utilize affordable, reliable, clean energy supply**

| Indicator | | South Sudanese | | | Congolese | | | Sudanese | | | Others | | | Host Community | | |
|---|---|---|---|---|---|---|---|---|---|---|---|---|---|---|---|---|
| **Indicator ID** | **Outcome Indicator(s)** | **Baseline 2024** | **Target 2026** | **Target 2027** | **Baseline 2024** | **Target 2026** | **Target 2027** | **Baseline 2024** | **Target 2026** | **Target 2027** | **Baseline 2024** | **Target 2026** | **Target 2027** | **Baseline 2024** | **Target 2026** | **Target 2027** |
| A | % of refugees and host communities with primary reliance on clean cooking fuels and technology. | 27% | 35% | 40% | 27% | 35% | 40% | 27% | 35% | 40% | 27% | 35% | 40% | NA | 35% | 40% |
| B | % of refugees and host communities with access to grid/off-grid renewable electricity for lighting and productive use. | 1% | 2% | 3% | 1% | 2% | 3% | 1% | 2% | 3% | 1% | 2% | 3% | 1% | 2% | 3% |

**OUTCOME 3: Humanitarian operations are closer to carbon neutral**

| Indicator | | South Sudanese | | | Congolese | | | Sudanese | | | Others | | | Host Community | | |
|---|---|---|---|---|---|---|---|---|---|---|---|---|---|---|---|---|
| **Indicator ID** | **Outcome Indicator(s)** | **Baseline 2024** | **Target 2026** | **Target 2027** | **Baseline 2024** | **Target 2026** | **Target 2027** | **Baseline 2024** | **Target 2026** | **Target 2027** | **Baseline 2024** | **Target 2026** | **Target 2027** | **Baseline 2024** | **Target 2026** | **Target 2027** |
| A | Tons of $CO_2$ equivalent per year estimated for carbon reduction across all sectors. | NA | 100 | 100 | NA | 100 | 100 | NA | 100.00 | 100.00 | NA | 100 | 100 | NA | 100 | 100 |

## FOOD SECURITY

**OUTCOME 1: Improved food consumption among refugees living in the settlements**

| Indicator | | South Sudanese | | | Congolese | | | Sudanese | | | Others | | |
|---|---|---|---|---|---|---|---|---|---|---|---|---|---|
| **Indicator ID** | **Outcome Indicator(s)** | **Baseline 2025** | **Target 2026** | **Target 2027** | **Baseline 2025** | **Target 2026** | **Target 2027** | **Baseline 2025** | **Target 2026** | **Target 2027** | **Baseline 2025** | **Target 2026** | **Target 2027** |
| 1 | Household Dietary Diversity score: Percent of HHs with Low DDS | 4.5 | <4.5 | <3.5 | 4.5 | <4.5 | <3.5 | 4.5 | <4.5 | <3.5 | 4.5 | <4.5 | <3.5 |
| 2 | Household Food Consumption Score: Percent of HHs with Poor Food consumption Score | 15.1 | <15.1 | <14 | 15.1 | <15.1 | <14 | 15.1 | <15.1 | <14 | 15.1 | <15.1 | <14 |
| 3 | Food Consumption Score Nutritional Quality: Percent of HHs consuming protein-rich foods | 22.4 | >33.4 | >44.4 | 22.4 | >33.4 | >44.4 | 22.4 | >33.4 | >44.4 | 22.4 | >33.4 | >44.4 |
| 4 | Reduced coping strategy index: percent of HHs reducing number of meals eaten per day | 71.8 | <65 | <60 | 71.8 | <65 | <60 | 71.8 | <65 | <60 | 71.8 | <65 | <60 |
| 5 | Livelihoods-based coping strategy index: Percentage of households not using Livelihoods Coping Strategies (LCS) | 29.3 | >35 | >40 | 29.3 | >35 | >40 | 29.3 | >35 | >40 | 29.3 | >35 | >40 |

## HEALTH AND NUTRITION

**OUTCOME: Refugees, asylum seekers and host community have access to sustainable quality comprehensive health and nutrition services**

| Indicator | | South Sudanese | | | Congolese | | | Sudanese | | | Others | | | Host Community | | |
|---|---|---|---|---|---|---|---|---|---|---|---|---|---|---|---|---|
| Indicator ID | Outcome Indicator(s) | Baseline 2025 | Target 2026 | Target 2027 | Baseline 2025 | Target 2026 | Target 2027 | Baseline 2025 | Target 2026 | Target 2027 | Baseline 2025 | Target 2026 | Target 2027 | Baseline 2025 | Target 2026 | Target 2027 |
| A | Measles coverage | 96.2% | 97.0% | 97.5% | 97.8% | 98.0% | 98.0% | 94.7% | 95.0% | 96.0% | 91.0% | 93.0% | 94.0% | 90.0% | 92.0% | 94.0% |
| B | Skilled Birth Attendance | 96.0% | 97.0% | 97.5% | 99.0% | 99.0% | 100.0% | 94.0% | 97.0% | 97.5% | 100.0% | 100.0% | 100.0% | 92.0% | 94.0% | 95.0% |
| C | GAM Prevalence | 10.2% | 9.0% | 7.0% | 5.4% | 5.0% | 4.5% | 5.6% | 5.0% | 4.5% | 10.0% | 9.0% | 7.0% | 3.1% | 2.8% | 2.4% |
| D | Proportion of rape survivors who received post-exposure prophylaxis (PEP) within 72 hours of an incident | 75.0% | 80.0% | 85.0% | 91.0% | 94.0% | 95.0% | 100.0% | 100.0% | 100.0% | 90.0% | 94.0% | 96.0% | 83.0% | 85.0% | 90.0% |

## PROTECTION

**OUTCOME 1: Increased access to fundamental rights for refugees and asylum seekers through accountable systems**

| Indicator | | National | | | South Sudanese | | | Congolese | | | Sudanese | | | Others | | | Host Community | | |
|---|---|---|---|---|---|---|---|---|---|---|---|---|---|---|---|---|---|---|---|
| Indicator ID | Outcome Indicator(s) | Baseline 2025 | Target 2026 | Target 2027 | Baseline 2025 | Target 2026 | Target 2027 | Baseline 2025 | Target 2026 | Target 2027 | Baseline 2025 | Target 2026 | Target 2027 | Baseline 2025 | Target 2026 | Target 2027 | Baseline 2025 | Target 2026 | Target 2027 |
| A | Extent reception conditions meet minimum standards | 100% | 100% | 100% | 100% | 100 % | 100 % | 100% | 100% | 100 % | 100% | 100 % | 100 % | n/a | n/a | n/a | n/a | n/a | n/a |
| B | % of refugees with identified legal protection needs who accessed legal assistance/support | n/a | 70 | 80 | n/a | 70 | 80 | n/a | 70 | 80 | n/a | 70 | 80 | n/a | 70 | 80 | n/a | n/a | n/a |
| C | % of eligible asylum seekers whose asylum applications have been adjudicated in line with the RSD procedures and standards | 100% | 100% | 100% | | 100 % | 100 % | 100% | 100% | 100 % | 100% | 100 % | 100 % | 100% | 100 % | 100% | n/a | n/a | n/a |

| | | | | | | | | | | | | | | | | | | | |
|---|---|---|---|---|---|---|---|---|---|---|---|---|---|---|---|---|---|---|---|
| D | Percentage of individuals supported through protection services who successfully registered and obtain legal documentation | | 100% | 100% | | 100 % | 100 % | 100% | 100% | 100 % | 100% | 100 % | 100 % | 100% | 100 % | 100% | N/A | N/A | N/a |

## OUTCOME 2: Refugees and stateless persons access durable solutions

| Indicator | | National | | | South Sudanese | | | Congolese | | | Sudanese | | | Others | | | Host Community | | |
|---|---|---|---|---|---|---|---|---|---|---|---|---|---|---|---|---|---|---|---|
| **Indicator ID** | **Outcome Indicator(s)** | **Baseline 2025** | **Target 2026** | **Target 2027** | **Baseline 2025** | **Target 2026** | **Target 2027** | **Baseline 2025** | **Target 2026** | **Target 2027** | **Baseline 2025** | **Target 2026** | **Target 2027** | **Baseline 2025** | **Target 2026** | **Target 2027** | **Baseline 2025** | **Target 2026** | **Target 2027** |
| A | Proportion of refugees who are supported and successfully complete voluntary return to their country of origin | 26.6 | 30 | 34 | 0.00% | 0.00 % | 0.00 % | 0.00% | 0.00% | 0.00 % | 0.00% | 0.00 % | 0.00 % | 26.60 % | 29.70% | 33.70 % | | | |
| B | Proportion of refugees in need of resettlement who are successfully resettled to a third country | 0.5 | 0.75 | 3.1 | 0.5 | 0.75 | 3.1 | 0.5 | 0.75 | 3.1 | 0.5 | 0.75 | 3.1 | 0.5 | 0.75 | 3.1 | n/a | n/a | n/a |
| C | % of stateless population that has achieved a durable solution | 0.0 | 70% | 80% | N/A | N/A | N/A | N/A | N/A | N/A | N/A | N/A | N/A | N/A | N/A | N/A | 0.0 | 70% | 80% |

## OUTCOME 3: Refugee and host communities receive inclusive protection services (CP/GBV/MHPSS) delivered through national systems

| Indicator | | National | | | South Sudanese | | | Congolese | | | Sudanese | | | Others | | | Host Community | | |
|---|---|---|---|---|---|---|---|---|---|---|---|---|---|---|---|---|---|---|---|
| **Indicator ID** | **Outcome Indicator(s)** | **Baseline 2025** | **Target 2026** | **Target 2027** | **Baseline 2025** | **Target 2026** | **Target 2027** | **Baseline 2025** | **Target 2026** | **Target 2027** | **Baseline 2025** | **Target 2026** | **Target 2027** | **Baseline 2025** | **Target 2026** | **Target 2027** | **Baseline 2025** | **Target 2026** | **Target 2027** |
| A | Extent to which national child protection system is inclusive of refugee children | 3 | 3 | 3 | 3 | 3 | 3 | 3 | 3 | 3 | 3 | 3 | 3 | 3 | 3 | 3 | NA | NA | NA |

| | | | | | | | | | | | | | | | | | | | |
|---|---|---|---|---|---|---|---|---|---|---|---|---|---|---|---|---|---|---|---|
| B | % of refugee and host community members accessing integrated protection (CP/GBV/MHPSS) services through government systems (disaggregated by age, gender, in/out of learning centers, disability, and location) | 0% | 10% | 20% | 0% | 10% | 20% | 0% | 10% | 20% | 0% | 10% | 20% | 0% | 10% | 20% | | | |
| C | % of districts and cities budget or funding allocated to support CP/GBV/MHPSS services in refugee-hosting areas including Kampala | 0% | 5% | 5% | 0% | 5% | 5% | 0% | 5% | 5% | 0% | 5% | 5% | 0% | 5% | 5% | | | |

## SHELTER, SETTLEMENT AND NFI

**OUTCOME: Refugees and host communities in Uganda access safe, inclusive, and climate-resilient settlements through coordinated efforts that ensure timely shelter support, sustainable land use, and improved infrastructure**

| Indicator | | South Sudanese | | | Congolese | | | Sudanese | | | Others | | |
|---|---|---|---|---|---|---|---|---|---|---|---|---|---|
| **Indicator ID** | **Outcome Indicator(s)** | **Baseline 2025** | **Target 2026** | **Target 2027** | **Baseline 2025** | **Target 2026** | **Target 2027** | **Baseline 2025** | **Target 2026** | **Target 2027** | **Baseline 2025** | **Target 2026** | **Target 2027** |
| A | % of newly arrived refugee households accessing emergency shelter within 7 days of arrival | 100% | 100% | 100% | 100% | 100% | 100% | 100% | 100% | 100% | 100% | 100% | 100% |
| B | % of households with specific needs living in upgraded or semi-permanent shelters | 100% | 50% | 50% | 50% | 50% | 50% | 50% | 50% | 50% | 50% | 50% | 50% |
| C | % of settlements with updated and implemented spatial plans integrating shelter, livelihoods, and environmental buffers | 0% | 0% | 0% | 0% | 0% | 0% | 0% | 0% | 0% | 0% | 0% | 0% |

| | | | | | | | | | | | | | |
|---|---|---|---|---|---|---|---|---|---|---|---|---|---|
| D | % of communal infrastructure facilities rehabilitated and accessible year-round | 100% | 100% | 100% | 100% | 100% | 100% | 100% | 100% | 100% | 100% | 100% | 100% |

## WATER, SANITATION AND HYGIENE

### OUTCOME 1: Improved equitable and sustainable access to potable water for refugees and hosting population

| Indicator | | South Sudanese | | | Congolese | | | Sudanese | | | Others | | | Host Community | | |
|---|---|---|---|---|---|---|---|---|---|---|---|---|---|---|---|---|
| **Indicator ID** | **Outcome Indicator(s)** | **Baseline 2025** | **Target 2026** | **Target 2027** | **Baseline 2025** | **Target 2026** | **Target 2027** | **Baseline 2025** | **Target 2026** | **Target 2027** | **Baseline 2025** | **Target 2026** | **Target 2027** | **Baseline 2025** | **Target 2026** | **Target 2027** |
| A | % of the refugee and host community population with access to equitable and safe water | 77% | 79% | 80% | 71% | 75% | 80% | NA | 70% | 72% | 77% | 79% | 80% | | | |

### OUTCOME 2: Improved equitable and sustainable access to safe sanitation and hygiene services for refugees and hosting population

| Indicator | | South Sudanese | | | Congolese | | | Sudanese | | | Others | | | Host Community | | |
|---|---|---|---|---|---|---|---|---|---|---|---|---|---|---|---|---|
| **Indicator ID** | **Outcome Indicator(s)** | **Baseline 2025** | **Target 2026** | **Target 2027** | **Baseline 2025** | **Target 2026** | **Target 2027** | **Baseline 2025** | **Target 2026** | **Target 2027** | **Baseline 2025** | **Target 2026** | **Target 2027** | **Baseline 2025** | **Target 2026** | **Target 2027** |
| A | % household latrine coverage | 70% | 72% | 75% | 69% | 72% | 77% | 61% | 70% | 72% | 70% | 72% | 75% | | | |
| B | % of persons with access to handwashing facilities (handwashing with soap) | 16% | 20% | 25% | 16% | 20% | 25% | 16% | 20% | 25% | 16% | 20% | 25% | | | |

## LIVELIHOOD AND RESILIENCE

### OUTCOME 1: Increased agricultural surpluses to meet food needs and generate income

| Indicator | | South Sudanese | | | Congolese | | | Sudanese | | | Others | | | Host Community | | |
|---|---|---|---|---|---|---|---|---|---|---|---|---|---|---|---|---|
| **Indicator ID** | **Outcome Indicator(s)** | **Baseline 2025** | **Target 2026** | **Target 2027** | **Baseline 2025** | **Target 2026** | **Target 2027** | **Baseline 2024** | **Target 2026** | **Target 2027** | **Baseline 2025** | **Target 2026** | **Target 2027** | **Baseline 2025** | **Target 2026** | **Target 2027** |
| B | % HH making food crop sales | 12% | 15% | 20% | 14% | 16% | 18% | 0% | 1% | 1% | | 1% | 2% | 12% | 15% | 20% |

### OUTCOME 2: Increased income from employment or entrepreneurship

| Indicator | | National | | | South Sudanese | | | Congolese | | | Sudanese | | | Others | | | Host Community | | |
|---|---|---|---|---|---|---|---|---|---|---|---|---|---|---|---|---|---|---|---|
| **Indicator ID** | **Outcome Indicator(s)** | **Baseline 2024** | **Target 2026** | **Target 2027** | **Baseline 2024** | **Target 2026** | **Target 2027** | **Baseline 2024** | **Target 2026** | **Target 2027** | **Baseline 2024** | **Target 2026** | **Target 2027** | **Baseline 2024** | **Target 2026** | **Target 2027** | **Baseline 2024** | **Target 2026** | **Target 2027** |

| | | | | | | | | | | | | | | | | | | | |
|---|---|---|---|---|---|---|---|---|---|---|---|---|---|---|---|---|---|---|---|
| A | POC employment rates desegregated by gender | 64% | 65 | 66 | 70% | 73% | 75% | 70% | 72% | 76% | N/A | 75% | 77% | 100% | 100% | 100% | 64% | 65% | |
| B | Percentage of HHs reporting sufficient income from non-agricultural sources | N/A | 13% | 15% | | 7% | 10% | | 9% | 12% | N/A | 10% | 1% | | 6% | 8% | | 13% | 15% |

| OUTCOME 3: Increased access to and utilization of financial and business development services | | | | | | | | | | | | | | | | | | | |
|---|---|---|---|---|---|---|---|---|---|---|---|---|---|---|---|---|---|---|---|
| Indicator | | National | | | South Sudanese | | | Congolese | | | Sudanese | | | Others | | | Host Community | | |
| Indicator ID | Outcome Indicator(s) | Baseline 2025 | Target 2026 | Target 2027 | Baseline 2025 | Target 2026 | Target 2027 | Baseline 2025 | Target 2026 | Target 2027 | Baseline 2025 | Target 2026 | Target 2027 | Baseline 2025 | Target 2026 | Target 2027 | Baseline 2025 | Target 2026 | Target 2027 |
| A | % HH with access to bank accounts in formal financial services producers | 55% | 56 | 58 | 26% | 30% | 35% | | 32% | 35% | | 35% | 40% | | 18% | 20%% | 55% | 56% | 58% |

## ANNEX IV– STRATEGIC ASSUMPTIONS AND RISKS

The Uganda Refugee Response is entering a phase where the **integration of services into national systems is no longer optional—it is the defining risk and opportunity shaping outcomes over the next five years**. The transition toward government-led service delivery is essential for sustainability, but it carries structural exposure: national fiscal space is limited, district capacity is uneven, and service quality could deteriorate if humanitarian withdrawal outpaces absorption. If integration falters, the gains of the CRRF could unwind—protection networks will weaken, WASH reliability may drop, and overburdened schools and health facilities could fail to support both refugees and host communities.

This sits atop a risk environment already stressed by chronic underfunding and over-reliance on a narrowing donor base. Funding volatility continues to undermine food security, education, livelihoods, and operational continuity, while climate change magnifies vulnerability through more frequent droughts, floods, and ecosystem degradation. Pressure on natural resources, particularly arable land, risks fueling tensions between refugees and hosts—friction that could intensify further if integrated systems fail to deliver equitable services. Capacity

strains are visible: overcrowded classrooms, understaffed health centres, and insufficient district technical capability are early warning indicators that transition speed and system readiness may be misaligned.

Yet, the same transition—if sequenced responsibly—remains the most viable route to stability. Embedding refugee services into national planning and financing frameworks reduces duplication and strengthens long-term accountability. With adequate fiscal support and coordinated handover, integration can unlock more durable delivery models. Private sector engagement in energy, finance and agriculture can diversify funding beyond humanitarian streams, while community-based protection, digital systems, and climate-smart approaches can reinforce resilience at scale.

The task ahead is not simply to maintain the response, but to **manage a high-stakes systems shift without breaking continuity of care.** Building a resilient future will depend on pacing integration to capacity, securing multi-year financing, and protecting service quality during transition. A forward-looking strategy must treat integration risk as the central axis—not a sub-component—while leveraging technology, markets, and climate adaptation to build responsive, nationally owned systems that endure beyond humanitarian cycles and deliver for both refugees and Ugandan communities.

| Risks | Root Causes | Risk Rating | Mitigation measures |
|---|---|---|---|
| **Immediate needs of refugees and asylum seekers cannot be met** due to drastic reduction in humanitarian assistance | Over reliance on limited pool of donors<br><br>Shift of donor priorities to other domestic and pressing incidents<br><br>Dwindling resources for humanitarian assistance and long-term sustainable interventions | High | Proactively engage **non-traditional donors**, emerging economies, and private foundations for humanitarian assistance to meet the immediate needs<br><br>Advocate for **multi-year, flexible funding agreements** with donors to handle predictable surges in refugee arrivals.<br><br>Strengthen **early warning and response mechanisms** for population influxes, integrating with national disaster risk management systems. |

| | | | |
|---|---|---|---|
| | Continued influx into Uganda of vulnerable refugees and asylum seekers including women and children | | Maintain Uganda's **advocacy leadership at regional and global forums** (GRF, IGAD, AU, UNHCR Executive Committee) to secure burden-sharing commitments.<br><br>Develop a d**onor confidence and communication strategy** to ensure transparency in results reporting, demonstrate value-for-money, and reinforce trust in Uganda's systems. |
| **Effective service integration failure** due to limited fiscal absorption capacity and absence of sustained financing | Limited public fiscal space to absorb recurrent costs of integrated service delivery at district and national level.<br><br>Short funding cycles and limited commitment from traditional donors, restricting predictability needed for transition.<br><br>Uneven readiness across ministries and districts, including human resources, data systems, operations and management, and supervisory capacity.<br><br>Fragmented planning and budget alignment across humanitarian and development actors, slowing transition implementation. | | **Financing & fiscal sustainability**<br>• Expand *multi-year development financing* for integration, including World Bank IDA windows and sector-aligned funding.<br>• Develop joint GoU-donor co-financing frameworks for recurrent costs (O&M, teachers, human resources for health, WASH operations).<br>• Establish medium-term transition financing commitments to reduce year-on-year volatility.<br>• Building partnerships with private sector actors (energy, finance, agri-business) to reduce overreliance on humanitarian funding and ease host-country burden<br>•<br>**Sequenced system absorption**<br>• Implement phased handovers based on readiness thresholds, in addition to calendar timelines.<br>• Maintain partner support in districts where absorption capacity remains limited.<br>• Deploy technical assistance and fiscal management support to accelerate government readiness.<br>**Integration architecture & coordination** |

| | | | |
|---|---|---|---|
| | External shocks or sudden influxes that strain already stretched systems and disrupt integration momentum. | | • Strengthen sector working groups and align planning across humanitarian/development systems.<br>• Enhance joint monitoring frameworks, including service benchmarks and costed transition plans.<br>• Improve data interoperability and reduce fragmented reporting systems across EMIS, eCHIS, PCMS, EMR, ProGres and district systems.<br>**Service quality and safeguards**<br>• Develop/ strengthen the use of common service quality indicators<br>• Prioritize oversight over protection, health, education and WASH indicators to detect and prevent service decline early.<br>• Strengthens referral mechanisms + community protection networks<br>• Invest in community accountability structures to reinforce transparency and trust during the shift.<br>• Maintain emergency response capability during transition, including surge plans for influx-related shocks. |
| Worsening protection vulnerabilities | Strained local education and health systems under growing numbers of users<br><br>Health workforce attrition negatively impacting quality of services<br><br>Secondary education gap leading to youth idleness and risk of increasing conflict | High | **Integration and policy alignment:** Embedding refugee response within Uganda's **National Development Plan IV** and sectoral strategies to ensure government ownership and continuity<br><br>**Strengthen case management quality** and simplify referral pathways and ensure they are known and functional.<br><br>**Prioritize and support community led protection** systems Promote community-based volunteer models (e.g., VHTs, child protection committees) to sustain outreach during funding gaps. |

| | | | |
|---|---|---|---|
| | Major water system breakdown worsening disease risks<br><br>Drastic funding reduction impacting protection service delivery (GBV/Child Protection, RSD, legal assistance etc.)<br><br>Unfavorable socio-economic, security, and political conditions in countries of origin hamper safe return<br><br>Limited sustainable livelihood opportunities and factors for inclusion (land, credit, employment etc.).<br><br>Dwindling resettlement quotas under growing refugee numbers and vulnerabilities. | | Build capacity of **District Local Governments (DLGs)** and community-based organizations to deliver essential services, reducing reliance on external humanitarian actors.<br><br>**Gender & child protection:** Survivor-centered GBV services, expanded community-based MHPSS, and strengthened child protection systems integrated into national structures<br><br>**Peaceful coexistence measures:** Dialogue, conflict resolution committees, and inclusion of both refugees and hosts in shared projects to reduce tensions<br><br>Prioritize women, children, and persons with specific needs through vulnerability-based targeting and service triaging frameworks. |
| Unraveling of the Global Compact on Refugees and increasing burden on host countries like Uganda | Growing displacements and continued influx into Uganda<br><br>Dwindling resources for long-term sustainable interventions | Medium | Implement r**efugee inclusion into national planning & budget and maintain open-door asylum policy while strengthening advocacy at regional and international forums**, positioning Uganda as a model host country. By linking refugee response to national development, Uganda can sustain burden-sharing commitments and mobilize predictable international support. |

| | | | |
|---|---|---|---|
| | States failing to uphold their international obligations and commitments | | **Integration and policy alignment:** Embedding refugee response within Uganda Uganda's **National Development Plan IV** and sectoral strategies to ensure government ownership and continuity<br><br>Embed refugee response priorities in **NDP IV, sector plans, and district budgets** to attract sustained development financing and reduce dependence on emergency aid.<br><br>Strengthen **public–private partnerships** in livelihoods, energy, and WASH sectors to attract blended finance and impact investment.<br><br>Explore **innovative financing mechanisms** and lean into development finance designed for refugee hosts. Aggressively tap/coordinate the World Bank's IDA "Window for Host Communities and Refugees" and related instruments to replace shrinking humanitarian flows with multi-year, system-strengthening capital.<br><br>**Showcase good practices on the GCR digital platform.** Publish Uganda's inclusion wins (health, education, livelihoods) to attract co-financing and technical partners<br><br>**Drive implementation of IGAD/EAC refugee frameworks** (e.g., Nairobi/Ministerial Declarations, IGAD Policy Framework) to formalize mobility, documentation, education and jobs pathways across borders. |
| Weak governance, accountability, and integrity negatively | Weak institutional capacity & systemic inefficiencies.<br><br>Poor transparency in budget and financial reporting | Medium | **System strengthening & oversight:** Embedding service delivery into government-mandated institutions with clear accountability frameworks (e.g., WASH handovers to utilities; EMIS inclusion in education; ProGres database use for livelihoods and other assistance) |

| | | | |
|---|---|---|---|
| impacting donor confidence and ability for Uganda to attract foreign assistance or investment | Weak enforcement of anti-corruption legislation. | | **Community accountability mechanisms:** Strengthening digital community feedback mechanisms (We.Link app and strengthen linkage with national systems such as Sauti), training community structures to strengthen grassroots accountability and build trust.<br><br>**Transparency & data systems:** Improving targeting and programming through harmonized and digitization of data and accountability/monitoring systems. |
| Climate change worsening displacements and emergencies | Removal of forests, overgrazing, soil erosion, unsustainable farming practices, and degradation of watersheds reduce the land's capacity to buffer climatic extremes.<br><br>Heavy reliance on rainfed agriculture and low adaptive capacity<br><br>Rising population increases demand for land, water, and energy, putting pressure on natural systems.<br><br>Poor enforcement of land use regulation, limited investment in climate infrastructure, and gaps in early warning systems contribute to greater vulnerability.<br><br>Climate change acting as a "risk multiplier", amplifying frequency and | Medium | **Climate-Smart agriculture & food security:** Promoting irrigation, water harvesting, early warning systems, and adoption of climate-resilient seeds and practices<br><br>**Environmental restoration & energy transition:** promote tree planting and maintenance, circular waste management, sustainable energy access (clean cookstoves, LPG, solar)<br><br>**Expansion of nature-based solutions:** Restoration of degraded ecosystems and catchment management to protect water resources and mitigate drought/flood impacts |

| | | | |
|---|---|---|---|
| | severity of extreme events (heatwaves, heavy rainfall, droughts) and increasing unpredictability. | | |

## ANNEX V: PRIORITIZATION OF THE UGANDA COUNTRY REFUGEE RESPONSE PLAN (UCRRP) 2026

**Overview**

In the context of declining humanitarian resources and rising needs, a prioritization exercise was launched for the UCRRP, applying a tiered, data-driven approach, in consultation with all sectors. This ensures that lifesaving and protection-critical interventions are delivered first, while also addressing long-term priorities for sustainability, integration, and resilience which are essential for maintaining Uganda's forward-looking refugee model and reducing humanitarian costs over time.

Activities within each sector strategy were scored using a standardized matrix. Each activity was assigned to one of three tiers:

- **Tier 1:** Lifesaving & Protection – Activities that address immediate survival, safety, dignity, and legal protection. These interventions are prioritized for urgent implementation to prevent loss of life or severe harm.
- **Tier 2:** Core Sector Interventions – Activities essential to achieving sector objectives in the short- and medium-term. While not immediately lifesaving, they are critical for maintaining basic service standards. These activities may face reduced donor funding in the future.
- **Tier 3:** Life-sustaining / Systems Integration & Advocacy – Activities that support longer-term sustainability, resilience, cost-effectiveness, or enhanced protection outcomes. These interventions are important for systemic strengthening and integration into national systems but are unlikely to be funded by humanitarian donors going forward.

Targeting is informed by severity-of-needs analysis derived from multisector assessments and community consultations. This includes village-level targeting in high-influx areas and prioritization of newly arrived refugees at points of entry, and extremely vulnerable households. Urban refugees with limited access to national services also remain a priority.

Out of the overall UCRRP $850 million required to address the needs of 2.2 million refugees and 2.7 million host community members in 2026, $244.7 million is prioritized to tier 1 (notably 36% of which is food security, 16% livelihoods and 14% protection). Across all three prioritization tiers, $356.75 million is required to fund prioritized needs for approximately 1.63 million refugees with multisectoral support.[1] A total of 503,000 host community members, representing 23% of the host population across the 13 refugee-hosting districts, are also prioritized. Support will focus on communities in closest proximity

to refugee settlements and include access to community schools supported by humanitarian partners, healthcare services in partner-supported facilities, joint refugee–host livelihood initiatives, and access to water in non-utility locations.

**Humanitarian and Development-oriented interventions:** The UCRRP includes both humanitarian interventions and development-oriented activities aimed at building a sustainable refugee response and which are the subject of ongoing transition efforts. In several sectors, activities have been categorized as humanitarian or development-oriented; while in some interventions the categorization is straightforward, in others the activity might potentially be placed in one or the other (for example some of the health or WASH activities). The categorization recognizes that some interventions, regardless of tier, are transitional and expected to shift to national or development partners. As these components transition, particularly in health, education, and water, the humanitarian caseload and associated needs under the UCRRP will gradually decline, and such activities will be deprioritized within the humanitarian response.

## PRIORITIZATION PER SECTOR

| | Total | Refugees | Host Community |
|---|---|---|---|
| PEOPLE TARGETED | **2.13M** Total population | **1.63M** Refugees and asylum seekers | **0.5M** Host community |
| PRIORITIZED BUDGET | **Tier 1:** USD 244.7M<br>**Total:** USD 356.75M | **Tier 2:** USD 78.7M | **Tier 3:** USD 33.35M |

**Summary of prioritized sector budgets (USD Million)**

| Sector | UCRRP Budget | Prioritized Budget | | | |
|---|---|---|---|---|---|
| | | Tier 1 | Tier 2 | Tier 3 | Total |
| Protection | 201.5 | 35.4 | 25.9 | 1.3 | **62.6** |
| Education | 107.1 | 12.5 | 0.9 | 10.4 | **23.8** |
| Environment & Energy | 23.6 | 7 | 2.9 | 7.3 | **17.2** |
| Food Security | 110.1 | 88.4 | 12.2 | - | **100.6** |
| Health & Nutrition | 131.3 | 22.3 | 2.9 | - | **25.2** |

| | | | | | |
|---|---|---|---|---|---|
| Livelihoods & Resilience | 153.1 | 40 | 22 | 8.9 | **70.9** |
| SSNFIs | 76.8 | 9.3 | 0.3 | 1.4 | **11** |
| WASH | 46.5 | 29.8 | 11.6 | 4.05 | **45.45** |
| **Total** | **850** | **244.7** | **78.7** | **33.35** | **356.75** |

**Tier 1 Priorities: Humanitarian and Development-oriented requirements**

| Sector | Total Tier 1 Requirements (USD) | Humanitarian (USD) | Development-oriented (USD) |
|---|---|---|---|
| Health | 22.3M | 8.6M | 13.7M |
| WASH | 29.8M | 3.1M | 26.7M |
| Education | 13.4M | 5.7M | 7.7M |

## **PROTECTION** • Total requirements: **USD 62.6M**

The Protection sector prioritizes life-saving interventions for refugees at the highest risk. First-priority activities include upgrading reception centers, emergency case management, digital registration with biometrics, AI-powered feedback systems, maintaining legal representation at reduced capacity, limited resettlement case identification, and strengthening community-based protection mechanisms. GBV programming prioritizes clinical management of rape, post-rape care, psychosocial support, safe spaces, risk mitigation measures, and case management for high-risk survivors. Child Protection priorities include identification and management of high-risk cases, family tracing, alternative care, psychosocial and mental health referrals, and localized preventive interventions.

Second-priority interventions focus on strengthening institutional capacity, supporting national policy rollouts, urban registration, adolescent engagement, life skills and multi-sectoral services, and coordination among partners. Third-priority activities include detention monitoring, awareness on laws, advocacy for resettlement and complementary pathways, and targeted support to persons with specific needs. De-prioritized interventions, such as comprehensive case management, staff and government capacity training, pro bono support, legal aid clinics, and broader system strengthening, will not be fully implemented without additional funding, leading to reduced service coverage and limited capacity to prevent or respond to protection risks.

## Tier 1 – USD 35.4 M

| PRIORITIZED OUTPUT | ACTIVITY | PRIORITIZED POPULATION | REQUIREMENTS (USD) |
|---|---|---|---|
| Reduce existing asylum backlog | Conduct refugee status determination (RSD) and eligibility interviews to clear pending asylum cases | 40,000 | 1,000,000 |
| New arrivals registered and documented | Register new arrivals and newborns and issue civil and legal documentation | 140,000 | 4,000,000 |
| Population verification completed | Conduct biometric verification to confirm refugees' physical presence | Entire population | 2,500,000 |
| Enhanced access to legal aid and information | Provide legal representation, mediation support, mobile court sessions, and strengthen community paralegal networks | 3,000 | 500,000 |
| Immediate protection of refugees at life-threatening risk through resettlement | Rapid identification, triage, and referral of refugees facing life-threatening protection risks (GBV and SVT survivors, persons at risk of refoulement, and medical emergencies) | 2,000 | 1,000,000 |
| Safe alternatives to irregular and dangerous onward movement | Facilitate access to structured pathways for education, employment, and family reunification, ensuring protection safeguards and long-term solutions | 6,000 | 500,000 |
| Advocacy for inclusion of excluded tribes | Advocate for recognition and inclusion of excluded tribes in the 1995 Constitution | — | 200,000 |
| National protection systems strengthened to integrate refugees | Provide multi-sectoral protection case management services for refugees and host communities | 40,000 | 7,500,000 |
| Refugee protection integrated into national policies | Support the review and implementation of national policies, strategies, guidelines, and action plans that integrate refugee protection needs | 2,000,000 | 400,000 |
| Harmonized national referral pathways | Harmonize and operationalize national referral pathways integrating refugees and host communities | 2,000,000 | 200,000 |
| Strengthened social services workforce | Build capacity of social service providers to deliver quality CP, GBV, and MHPSS services to refugees and host communities | 2,000,000 | 1,500,000 |
| Protection data systems expanded | Roll out the Child Well-being Management Information System (CWMIS) to include refugees and host communities | 30,000 | 900,000 |
| National coordination mechanisms strengthened | Integrate refugee protection issues as standing agenda items in national and sub-national coordination structures | 2,000,000 | 3,000,000 |

| | | | |
|---|---|---|---|
| Refugees integrated into national and district planning | Support MGLSD to build capacity of District Local Governments to integrate refugees into planning and budgeting processes | 2,000,000 | 1,000,000 |
| Community-based protection mechanisms strengthened | Map existing community-based protection mechanisms providing prevention, response, and referral services | 2,000,000 | 200,000 |
| Community protection structures strengthened | Train and support community-based protection structures, including para-social workers, using national guidelines | 10,000 | 1,500,000 |
| Harmful practices reduced through community engagement | Engage communities to prevent child marriage, FGM, child sacrifice, child labour, and trafficking, and promote positive social norms | 2,000,000 | 900,000 |
| Refugee-inclusive MHPSS services strengthened | Provide clinical case management, individual psychotherapy, and psychotropic treatment for individuals with severe distress | — | 3,000,000 |
| Specialized MHPSS support expanded | Deliver structured group therapies for depression and PTSD | — | 1,000,000 |
| Accountability to affected populations strengthened | Operate complaints and feedback mechanisms accessible to refugees and host communities | — | 1,200,000 |
| Persons with specific needs supported | Identify and provide tailored protection assistance to persons with specific needs | — | 1,500,000 |
| Safe and dignified returns supported | Conduct community sensitization and support voluntary convoy movements and transportation to countries of origin | — | 1,200,000 |
| Communities at risk of statelessness recognized | Advocate for constitutional recognition and inclusion of communities at risk of statelessness | — | 200,000 |
| Emergency resettlement for life-saving cases | Prepare medical assessments and documentation to support emergency and medical resettlement cases | 800 | 200,000 |
| Safe, regular pathways accessed | Identify and prepare refugees and asylum seekers for safe and legal pathways through documentation, counselling, legal support, and travel facilitation | 6,000 | 300,000 |

## Tier 2 - USD 25.9M

| PRIORITIZED OUTPUT | ACTIVITY | PRIORITIZED POPULATION | REQUIREMENTS (USD) |
|---|---|---|---|
| Capacity of Government institutions enhanced | Train Refugee Eligibility Committee (REC), Refugee Appeals Board (RAB), Refugee Status Interviewing Officers, immigration officers, | 1,000 | 500,000 |

| | | | |
|---|---|---|---|
| | security sub-committees, and JLOS institutions on RSD, immigration, and protection standards | | |
| Refugees and asylum seekers access legal documentation | Advocate for and support civil registration (birth, marriage, and death certificates) for persons of concern in collaboration with NIRA and relevant government agencies | 300,000 | 600,000 |
| Capacity of government enhanced to conduct registration, documentation, and verification | Conduct snap population verification to validate refugee presence and data | 2,000,000 | 1,500,000 |
| | Establish and operationalize an urban refugee registration centre | 250,000 | 350,000 |
| | Develop interoperability between refugee and national identification registers | — | 200,000 |
| Refugees receive accurate and protection-sensitive RST information | Conduct community awareness and anti-fraud messaging to support informed decision-making and facilitate closure of approximately 12,000 RST cases | 12,000 | 250,000 |
| Risk management and integrity safeguards for complementary pathways | Coordinate, vet, and conduct due diligence for all complementary pathway actors | 18,000 | 300,000 |
| Refugee protection integrated into national policies | Review national policies, guidelines, frameworks, strategies, action plans, circulars, and manuals to integrate refugee protection needs | 2,000,000 | 500,000 |
| | Roll out and operationalize revised national policies, guidelines, frameworks, and action plans integrating refugee protection needs | 2,000,000 | 800,000 |
| National coordination mechanisms harmonized | Conduct joint protection assessments to inform evidence-based programming and resource mobilization | 2,000,000 | 300,000 |
| Community-based protection mechanisms strengthened | Roll out the national parenting manual in refugee-hosting districts and urban refugee settings | 2,000,000 | 250,000 |
| | Establish and strengthen parents/caregivers, adolescent, and youth groups to deliver prevention, response, and referral services | 60,000 | 350,000 |
| | Link trained community-based structures (para-social workers, caregivers, adolescents, and youth groups) to national government empowerment programmes | 400,000 | 6,000,000 |

| | | | |
|---|---|---|---|
| Multi-sectoral services for adolescents and young people strengthened | Provide adolescent-friendly life skills, livelihoods opportunities, and integrated protection services | 40,000 | 4,000,000 |
| | Engage adolescents and young people in peaceful co-existence initiatives linking refugee and host communities | 40,000 | 6,000,000 |
| | Provide age-appropriate information on key issues affecting adolescents and young people | 40,000 | 1,500,000 |
| | Conduct community awareness and mobilization to ensure adolescent and youth participation in targeted interventions | 40,000 | 500,000 |
| | Support sports, recreation, and creative arts programmes for adolescents and young people | 40,000 | 500,000 |
| National MHPSS guidelines adapted | Conduct national-level policy review, dissemination, and advocacy for refugee-inclusive MHPSS integration | — | 200,000 |
| | Conduct stakeholder capacity assessments and provide capacity-building and mentorship support | — | 250,000 |
| National protection service delivery strengthened | Map existing protection service delivery points at national, district, and community levels | 2,000,000 | 300,000 |
| | Strengthen coordination among national and local authorities, CSOs, humanitarian, and development partners | 2,000,000 | 800,000 |

## Tier 3 – USD 1.3M

| PRIORITIZED OUTPUT | ACTIVITY | PRIORITIZED POPULATION | REQUIREMENTS (USD) |
|---|---|---|---|
| Refugees and asylum seekers sensitized on the laws of Uganda | Conduct community sensitization on Ugandan laws, refugee rights and obligations, and alternative dispute resolution mechanisms | 100,000 | 400,000 |
| Detention monitoring and support for persons of concern (POCs) | Monitor detention facilities and provide material support and legal counselling to POCs in detention | 120,000 | 400,000 |
| Knowledge and protection of refugees enhanced | Integrate refugee protection into the police training curriculum | 1,500 | 300,000 |

| | | | |
|---|---|---|---|
| Advocacy for resettlement and complementary pathways | Develop multi-year compacts and establish new pathway corridor agreements with third-country states | 656,000 | 200,000 |

## **HEALTH AND NUTRITION:** Total requirements: **USD 25.2 M**

The health sector will prioritize lifesaving services and essential health interventions for refugees, with Tier 1 activities focusing on immediate access to primary health care and referral services, nutrition, and outbreak response. Key interventions include supporting Village Health Teams (VHTs) to deliver community-level health and nutrition services, training VHTs and health care workers in disease surveillance and outbreak response, procuring and prepositioning essential medicines, nutrition commodities, and ambulance services, and linking malnourished households to livelihoods programs. Development-oriented Tier 1 priorities include recruitment and deployment of health care workers to refugee-serving facilities, facilitation of access to specialized investigations and medical supplies, and integration of refugee health services into district and national planning processes. Tier 2 activities focus on strengthening capacity and preventive health measures, such as integrated community case management (iCCM) training, infant and maternal nutrition interventions including breastmilk substitutes and iron supplementation, bi-annual mass nutrition screening, establishment of IYCF mother-baby counselling spaces, emergency obstetric and newborn care trainings, and enrollment into Blanket Supplementary Feeding Programmes (BSFP) in high-risk areas.

Interventions that are deprioritized due to funding constraints include expansion of elective health services, large-scale facility construction, extensive staff deployment beyond priority posts, comprehensive health system strengthening, and certain community outreach and training activities. While these activities remain important for sustainability and quality of care, limited funding will restrict their implementation, and support will focus primarily on lifesaving and protection-critical interventions to ensure continued health security for refugees and host communities.

### Tier 1 - USD 22.3M

| PRIORITIZED OUTPUT | ACTIVITY | PRIORITIZED POPULATION | REQUIREMENTS (USD) |
|---|---|---|---|
| ***Humanitarian*** | | | |

| | | | |
|---|---|---|---|
| Access to primary health care services, including community health, immunization, IMCI, SRH/TB/HIV, nutrition, NCDs, MHPSS (Output 1.2) | Facilitate Village Health Teams (VHTs) to implement comprehensive community interventions | 2,600 | 390,000 |
| Essential referral health services supported (Output 1.3) | Provide ambulance services | 50 | 1,000,000 |
| Access to primary health care services (Output 1.2) | Procure and preposition nutrition commodities | — | 4,400,000 |
| Access to primary health care services (Output 1.2) | Support linkage of malnourished households to livelihoods programmes | — | 100,000 |
| Essential referral health services supported (Output 1.3) | Procure medicines and supplies to buffer referral facilities | — | 3,000,000 |
| Emergency health, nutrition and outbreak response services (Output 1.1) | Train VHTs in disease surveillance | 2,600 | 50,000 |
| Emergency health, nutrition and outbreak response services (Output 1.1) | Train health care workers in outbreak response | 300 | 50,000 |
| ***Development-oriented*** | | | |
| Refugee health services integrated into national health systems (Output 1.4) | Participate in District Local Governments (DLG) annual work planning and district development planning processes | 13 DLGs + Kampala | — |
| Essential referral health services supported (Output 1.3) | Facilitate access to specialized investigations, medicines, and medical supplies | 5,000 | 2,000,000 |
| Refugee health services integrated into national health systems (Output 1.4) | Recruit and deploy health care workers to facilities serving refugees | 2,500 | 11,500,000 |
| Access to primary health care services, including community health, immunization, IMCI, SRH/TB/HIV, nutrition, NCDs, MHPSS (Output 1.2) | Conduct family MUAC (Mid-Upper Arm Circumference) screening | — | 50,000 |
| Access to primary health care services (Output 1.2) | Conduct integrated community outreaches | — | 100,000 |

## Tier 2 – USD 2.9 M

| PRIORITIZED OUTPUT | ACTIVITY | PRIORITIZED POPULATION | REQUIREMENTS (USD) |
|---|---|---|---|
| Access to primary health care services, including community health, immunization, IMCI, SRH/TB/HIV, nutrition, NCDs, MHPSS (Output 1.2) | Conduct integrated Community Case Management (iCCM) training for health workers | 2,600 | 50,000 |
| Access to primary health care services (Output 1.2) | Identify infants below 6 months without breastfeeding prospects and provide breastmilk substitutes | — | 40,000 |
| | Conduct iron supplementation in high anemia-burden hotspots | — | 100,000 |
| | Conduct bi-annual mass nutrition screening | 26 | 112,000 |
| | Build capacity of health care workers in MIYCAN/IYCF | — | 50,000 |
| | Conduct annual refugee Food Security and Nutrition Assessment (FSNA) | — | 330,000 |
| | Create IYCF mother-baby counselling spaces at facilities, ECD sites, GFA sites, and community centers | — | 100,000 |
| | Conduct Emergency Obstetric and Newborn Care (EMONC/HBB) trainings | 100 | 50,000 |
| Emergency health, nutrition, and outbreak response services (Output 1.1) | Enroll children and women into Blanket Supplementary Feeding Programmes (BSFP) in areas with GAM ≥15% | — | 1,500,000 |
| Access to primary health care services (Output 1.2) | Conduct food and cooking demonstrations | — | 50,000 |
| | Establish demonstration gardens at health facilities and community centres | — | 50,000 |
| | Train and equip caregivers to establish backyard gardens | — | 100,000 |

| | | | |
|---|---|---|---|
| | Conduct integration trainings for health and nutrition staff | 80 | 400,000 |

## EDUCATION • Total requirements: **USD 23.8M**

In a constrained funding environment, the Education sector will focus on sustaining access to basic education for newly arrived refugee children and those at risk of dropping out, including girls and children with disabilities. First-priority interventions include emergency enrollment, bridging programs, recognition of prior learning, provision of essential learning materials, support for national examinations, and menstrual hygiene management for girls. Teacher recruitment and deployment will target high-influx areas to maintain minimum teacher-learner ratios, with training in inclusive education and pedagogy. Policy advocacy and coordination of the refugee education response plan will also be prioritized.

Second-priority interventions focus on enhancing education management systems, including operationalizing the education management information system, training headteachers, strengthening data-driven planning, and providing teacher training in crisis-sensitive pedagogy, inclusive teaching, and use of ICT in learning. Third-priority interventions address longer-term or less immediately critical activities, including construction and rehabilitation of classrooms, school furniture and equipment, school feeding programs, safe and inclusive infrastructure development, establishment of school governance structures, and support for public education opportunities. While important for quality, access, and sustainability, these activities are contingent on available funding and are deprioritized relative to emergency and core teaching needs. Overall, the sector emphasizes continuity-focused education interventions, while broader system-strengthening, post-secondary education, teacher training, and extensive school infrastructure projects will proceed only if additional resources are secured. Without these, continuity, quality, and inclusiveness of education may be compromised.

### Tier 1 – USD 12.5 M

| PRIORITIZED OUTPUT | ACTIVITY | POPULATION PRIORITIZED | REQUIREMENTS (USD) |
|---|---|---|---|
| ***Humanitarian*** | | | |

| | | | |
|---|---|---|---|
| Barriers to formal and non-formal education removed (Output 1.1) | Sensitize communities to encourage enrollment of over-aged out-of-school children and learners with disabilities in schools, skills training, and public education | All 1,248,159 children and youth aged 3-24 years | 50,000 |
| | Support administration of national examinations | 36,675 candidates | 600,000 |
| | Equate and verify educational documents | 500 | 40,000 |
| | Provide scholarships and cash grants to vulnerable and marginalized children | 3,000 | 500,000 |
| Child protection and resilience strengthened (Output 1.4) | Support menstrual hygiene management for girls in primary and secondary schools, including procurement and distribution of kits and training on MHM | 33,400 | 3,650,000 |
| ***Development-oriented*** | | | |
| Policy and regulation advocacy conducted (Output 2.3) | Coordinate and manage the Education Response Plan for refugees and host communities | - | 600,000 |
| | Advocate for approval of key refugee-inclusive policies (DSSS, AEP, school feeding) | - | 50,000 |
| Teacher supply and capacity in pedagogy improved (Output 3.1) | Recruit and deploy teachers and instructors at all education levels, including classroom assistants | 4,721 | 6,900,000 |
| | Train teachers on inclusive education | 4,721 | 141,600 |

## Tier 2 – USD 0.9M

| PRIORITIZED OUTPUT | ACTIVITY | PRIORITIZED POPULATION | REQUIREMENTS (USD) |
|---|---|---|---|
| Barriers to formal and non-formal education removed (Output 1.1) | Implement Bridging and Accelerated Education Programmes (BEP/AEP) | — | 372,000 |
| Education Management Information System (EMIS) operationalized (Output 2.2) | Train headteachers on EMIS and data management | 658 | 50,000 |
| | Build capacity of District Local Governments (DLGs) and partners in evidence-based planning | 13 | 50,000 |

| | | | |
|---|---|---|---|
| Teacher supply and capacity in pedagogy improved (Output 3.1) | Train teachers on pedagogical approaches, including ICT use, managing crisis-affected learners, and education in emergencies | 4,721 | 372,000 |
| Strengthen inspection, supervision, and mentoring of teachers (Output 3.2) | Train headteachers to support monitoring, inspection, and supervision of teachers | 658 | 50,000 |

## Tier 3 – USD 10.4M

| PRIORITIZED OUTPUT | ACTIVITY | PRIORITIZED POPULATION | REQUIREMENTS (USD) |
|---|---|---|---|
| Barriers to formal and non-formal education removed (Output 1.1) | Support implementation of the Double Shift School System | — | 372,000 |
| | Support school feeding programmes | 658 | 3,350,000 |
| | Procure and distribute scholastic materials to the most vulnerable children | 230,000 | 2,500,000 |
| Community-level engagement ensured (Output 1.2) | Train school governance structures (PTA/SMCs) to support school improvement planning, safety, attendance tracking, community outreach, inclusion, and girls' education | 658 | 50,000 |
| | Support or establish school-based governance and accountability mechanisms (e.g., PTAs, CMCs, BOGs, SMCs) | 658 | 50,000 |
| Safety and learning environment improved (Output 1.3) | Construct safe and inclusive infrastructures aligned with INEE minimum standards, local regulations, and inclusion requirements | 150 classrooms | 2,150,000 |
| | Rehabilitation and maintenance of existing school facilities | 50 classrooms | 549,500 |
| | Provide school furniture and equipment (desks, chairs, blackboards, computers, etc.) | 2,000 desks and chairs | 200,000 |
| Provision of public education opportunities increased (Output 2.1) | Construct/rehabilitate additional classrooms in public primary and secondary schools where refugees access education | 100 classrooms | 849,100 |
| EMIS operationalized (Output 2.2) | Procure and distribute tablets and laptops to support EMIS and other IMS rollout | 658 | 300,000 |
| Strengthen inspection, supervision, and mentoring of teachers (Output 3.2) | Conduct inspection and support supervision of schools by relevant authorities | 658 | 50,000 |

## SHELTER, SETTLEMENT PLANNING AND NON-FOOD ITEMS (NFIs)

Total requirements: **USD 11M**

Given limited funding, the Shelter and Settlement sector will prioritize lifesaving support for new arrivals and vulnerable households facing protection or health risks due to inadequate housing. Key interventions include the provision of emergency shelter kits, site planning in congested areas, and distribution of Core Relief Item (CRI) packages tailored to family size. Cash-Based Interventions (CBIs) will continue where cost-efficient, and market conditions allow. Settlement planning support will focus on improving emergency preparedness and enhancing the efficiency of relocations aimed at shared services.

Semi-permanent shelter kits, road construction, and permanent infrastructure development will be deprioritized, with necessary investments expected to be addressed by development actors. As a result of this prioritization, over 140,000 projected new arrivals may lack adequate shelter to establish themselves in the settlements.

### Tier 1 – USD 9.4 M

| PRIORITIZED OUTPUT | ACTIVITY | PRIORITIZED POPULATION | REQUIREMENTS (USD) |
|---|---|---|---|
| Emergency shelter provision for newly arrived refugees | Distribute emergency shelter (in-kind, cash, and/or voucher) to new arrivals | 32,000 | 2,600,000 |
| Plot demarcation | Demarcate and allocate plots for shelter | 32,000 | 183,900 |
| Cash-based intervention (CBI) | Provide cash assistance for families (calculated for family size of 3, including transfer fees) | 140,000 | 6,500,000 |
| Shelter support for PSNs | Construct semi-permanent shelters for Persons with Specific Needs (PSNs) | 636 | 148,500 |

### Tier 2 – USD 183,900

| PRIORITIZED OUTPUT | ACTIVITY | PRIORITIZED POPULATION | REQUIREMENTS (USD) |
|---|---|---|---|
| Shelter support for PSNs | Construct semi-permanent shelters for Persons with Specific Needs (PSNs) | 636 | 148,500 |

### Tier 3 - USD 1.4 M

| PRIORITIZED OUTPUT | ACTIVITY | PRIORITIZED POPULATION | REQUIREMENTS (USD) |
|---|---|---|---|
| Infrastructure rehabilitation and communal facility upgrades | Rehabilitate and maintain critical roads across settlements to ensure year-round accessibility | — | 1,400,000 |

## FOOD SECURITY • Total requirements: USD 100.6M

The Food Security sector will prioritize lifesaving assistance through targeted food and cash distributions for the most vulnerable refugees, including new arrivals. At transit and reception centers, new arrivals will continue to receive hot meals, providing 2,100 kcal per person per day at full ration size. Upon relocation to settlements, they will receive three-month dry rations at 60% of the standard ration. As general food assistance continues to decline due to funding shortages, the sector will accelerate the shift toward targeted assistance models, enabling support to reach only the most vulnerable households. Food systems strengthening, long-term resilience programming, and supplementary nutrition activities will be deprioritized under current funding constraints. Without immediate assistance, the risks of hunger and malnutrition will continue to rise. Refugees will receive highly prioritized rations, which will negatively affect food security and nutritional outcomes across the response.

### Tier 1 – USD 88.4M

| PRIORITIZED OUTPUT | ACTIVITY | PRIORITIZED POPULATION | REQUIREMENTS (USD) |
|---|---|---|---|
| Refugees and asylum seekers receiving food assistance (cash or in-kind) | Provide general food assistance to refugees in transit and reception centers, and to vulnerable refugees in settlements | 750,000 | 75,000,000 |
| Refugees have access to arable land for production | Support increased agricultural production among refugees in settlements | 421,500 | 13,400,000 |

### Tier 2 – USD 12.2M

| PRIORITIZED OUTPUT | ACTIVITY | PRIORITIZED POPULATION | REQUIREMENTS (USD) |
|---|---|---|---|

| | | | |
|---|---|---|---|
| Refugees have access to seeds and planting materials (Output 3) | Provide seeds and planting materials to increase agricultural productivity | 316,100 | 6,100,000 |
| Refugees living in settlements have access to income generation activities (Output 4) | Support household income-generating activities to improve livelihoods | 316,100 | 6,100,000 |

## WATER, SANITATION, HYGIENE (WASH) • TOTAL REQUIREMENTS: **USD 45.45M**

The Water, Sanitation, and Hygiene sector will focus on life-saving water, sanitation, and hygiene services for refugees and host communities. Priorities include operating 240 motorized water systems and 1,268-point water sources, desludging latrines, repairing handpumps, and constructing emergency communal latrines and bathing shelters for new arrivals. Household sanitation will be supported through dome-shaped latrines provided via community cash transfers and urine-diverting dry toilets in flood-prone areas. Hygiene promotion will be intensified through community health volunteers, provision of handwashing facilities, and awareness campaigns. To prevent disease outbreaks, the sector will prioritize water quality monitoring and essential environmental health actions, alongside targeted small-scale upgrades such as pipeline optimization. Solid waste collection will be supported where integrated into district systems. Large-scale water infrastructure, expansion and construction of climate-resilient systems, remains a first-priority need but will depend on available financing, especially from development actors.

Second-priority activities include strengthening institutional management, providing solar or grid connections for selected water schemes, installing water resource monitoring stations, supporting menstrual hygiene management, coordinating humanitarian-development-peace activities, and constructing additional climate-resilient point water sources. These activities will proceed at a reduced scale or pace due to limited funding, meaning coverage may be partial, and some settlements or institutions may not benefit immediately. Third-priority activities include system monitoring, construction of institutional drainable latrines, and establishment of fecal sludge management facilities. These interventions are considered important for long-term sustainability but are unlikely to be implemented in the short term without additional funding, which may result in continued gaps in sanitation infrastructure, environmental health management, and overall system resilience.

## Tier 1 – USD 29.8M

| PRIORITIZED OUTPUT | ACTIVITY | PRIORITIZED POPULATION | REQUIREMENTS (USD) |
|---|---|---|---|
| ***Humanitarian*** | | | |
| Sanitary facilities / latrines constructed/maintained (Output 2.1) | Construct 3,400 emergency communal latrines and bath shelters for new arrivals | 170,000 | 300,000 |
| | Desludge existing latrines | 270,000 | 308,500 |
| | Construct 77,696 household latrines using dome-shape through cash transfer to community and UDDT for flood-prone areas | 388,484 | 2,200,000 |
| Environmental health and hygiene campaigns implemented (Output 2.2) | Provide 77,696 handwashing facilities (Tippy taps) to vulnerable households and new arrivals, or during epidemic outbreaks | 388,480 | 110,900 |
| | Conduct awareness campaigns and hygiene promotion through VHTs | 1,125,000 | 200,000 |
| ***Development-oriented*** | | | |
| Water system operations maintained (Output 1.1) | Operate and maintain 240 motorized water systems | 1,500,000 | 5,000,000 |
| | Operate and maintain 1,268 point water sources | 634,000 | 1,200,000 |
| Climate-resilient water supply facilities constructed/upgraded/optimized (Output 1.2) | Expand, upgrade, and optimize 38 water systems | 760,000 | 10,000,000 |
| | Design and construct 10 climate-resilient piped water supply systems in refugee and host communities | 120,000 | 10,000,000 |
| Capacity of institutions for effective management of water services strengthened (Output 1.3) | Stakeholder mapping, vulnerability assessment, and community sensitization | 760,000 | 250,000 |
| Environmental health and hygiene campaigns implemented (Output 2.2) | Collection and transportation of solid waste integrated into DLG systems | 100,000 | 200,000 |

## Tier 2 – USD 11.6M

| PRIORITIZED OUTPUT | ACTIVITY | PRIORITIZED POPULATION | REQUIREMENTS (USD) |
|---|---|---|---|
| Water system operations maintained (Output 1.1) | Connect 10 water schemes to national grid/solar power | 160,000 | 500,000 |
| | Install 45 water resources monitoring stations and devices | — | 20,000 |
| | Conduct annual Knowledge, Attitudes, and Practices (KAP) survey | — | 30,000 |
| Climate-resilient water supply facilities constructed/upgraded/expanded (Output 1.2) | Construct 40 climate-resilient point water facilities in refugee and host communities | 200,000 | 308,500 |
| Capacity of institutions for effective management of water services strengthened (Output 1.3) | Gazettement of five refugee settlements to national utilities | 10,000 | — |
| | Conduct bi-annual HDP Nexus meetings and joint monitoring missions | — | 57,200 |
| | Sign MoUs and performance contracts with utilities, private sector, and communities on water management | — | 20,000 |
| | Conduct advocacy on utility migration and costed roadmap | — | 50,000 |
| Environmental health and hygiene campaigns implemented (Output 2.2) | Support menstrual hygiene management (MHM) and supply distribution | 30,400 | 300,000 |
| Solid & liquid waste at institutional level safely managed (Output 2.3) | Collect and transport solid waste integrated into DLG systems | 150,000 | 350,000 |
| Climate-resilient water supply facilities constructed/upgraded/expanded (Output 1.2) | Design and construct 10 climate-resilient piped water supply systems in refugee and host communities | 260,000 | 10,000,000 |

## Tier 3 – USD 4.05M

| PRIORITIZED OUTPUT | ACTIVITY | PRIORITIZED POPULATION | REQUIREMENTS (USD) |
|---|---|---|---|
| Water system operations maintained | Conduct quarterly functionality spot checks of water systems and 20 hand pumps | — | 50,000 |
| Sanitary facilities / latrines constructed/maintained (Output 2.1) | Construct 250 stances of drainable institutional latrines (150 in schools, 80 in health centers, 20 in markets, etc.) | 10,000 | 1,000,000 |

| | | |
|---|---|---|
| Construct 3 fecal sludge management facilities | 750,000 | 3,000,000 |

## LIVELIHOOD AND RESILENCE • Total requirements: **USD 70.9M**

As humanitarian assistance declines, livelihoods support has become essential to help refugees meet basic needs, reduce reliance on shrinking aid, and make use of Uganda's enabling environment. The sector will therefore prioritize immediate food security and income generation for the most vulnerable, including new arrivals, extremely vulnerable households, female-headed households, and youth.

First-priority interventions include short-term cash-based assistance, access to land, provision of productive assets and agricultural inputs, practical agricultural training, and climate-smart irrigation to support immediate food production and early pathways to self-reliance. Community seed multiplication and non-farm enterprise support, including technical skills training, job placements, and apprenticeships, are also prioritized. Second-priority activities include establishment of early warning systems, promotion of water for production, formation of farmer groups, cash grants for productive assets, value addition support, and mind-set change training in good agricultural practices and climate-smart agriculture. Third-priority interventions focus on formalizing land ownership, strengthening market access, business registration, financial literacy, digitalization of savings groups, and vocational training, which are important for long-term self-reliance but not immediately lifesaving. De-prioritized areas include medium- to long-term value chain development, business incubation, formal market integration, and broader economic inclusion programs. Limited funding for these activities may reduce household resilience, slow adoption of climate-smart practices, and constrain opportunities for self-reliance.

### Tier 1 – USD 40M

| PRIORITIZED OUTPUT | ACTIVITY | PRIORITIZED POPULATION | REQUIREMENTS (USD) |
|---|---|---|---|
| Increased land used by refugees | Facilitate refugee access to land using win-win approaches, e.g., joint refugee-host community farming | 67,000 | 5,000,000 |
| Improved agricultural productivity | Distribute agricultural inputs (seeds, tools, fertilizers, animals, vaccines, pesticides, etc.) | 67,000 | 10,000,000 |
| Increased number of non-farm enterprises | Provide market-based technical skills training and employment linkages | 20,000 | 5,000,000 |
| Improved agricultural productivity | Promote Climate Smart Agriculture (CSA) practices, technology transfer, extension services, and provide inputs and irrigation kits for refugee and host-community farmers | 67,000 | 10,000,000 |

| | | | |
|---|---|---|---|
| | Establish community seed multiplication sites (Community Seed Banks) | 134,000 | 5,000,000 |
| Increased number of refugees with decent work | Facilitate job placements, internships, or apprenticeships | 1,000 | 5,000,000 |

## Tier 2 – USD 22M

| PRIORITIZED OUTPUT | ACTIVITY | PRIORITIZED POPULATION | REQUIREMENTS (USD) |
|---|---|---|---|
| Improved agricultural productivity | Support establishment and use of early warning systems | 234,000 | 2,000,000 |
| | Promote use of water for agricultural production | 2,000 | 5,000,000 |
| Improved access to produce markets | Form and build capacity of farmer groups | 2,000 | 2,000,000 |
| | Promote value addition to agricultural produce | 500 | 5,000,000 |
| Improved agricultural productivity | Integrate mindset-change training into GAP and CSA training | 67,000 | 2,000,000 |
| | Provide cash grants/subsidies for productive assets | 5,000 | 5,000,000 |
| Increased number of non-farm enterprises | Provide business mentorship and coaching | 2,000 | 1,000,000 |

## Tier 3 – USD 8.9M

| PRIORITIZED OUTPUT | ACTIVITY | PRIORITIZED POPULATION | REQUIREMENTS (USD) |
|---|---|---|---|
| Increased land used by refugees | Work with authorities to support formalization of land ownership | 2,600 | 200,000 |
| | Create awareness on land rights and redress mechanisms | 23,400 | 200,000 |
| Improved access to produce markets | Promote produce aggregation and collective marketing | 1,000 | 100,000 |
| | Promote linkages with the private sector (contract farming, etc) | 1,800 | 200,000 |
| | Support establishment of market infrastructure (community markets, etc) | 1,800 | 5,000,000 |
| | Rehabilitation of community access roads | 500 | 500,000 |
| | Training on entrepreneurship | 5,000 | 300,000 |

| | | | |
|---|---|---|---|
| Increased number of non-farm enterprises | | | |
| | Support business registration and certification | 1,000 | 200,000 |
| | Promote access to credit | 10,000 | 20,000 |
| | Conduct market assessments | — | 150,000 |
| | Support access to markets | 15,000 | 50,000 |
| | Provide business start-up kits | 500 | 500,000 |
| Increased number of non-farm enterprises | Provide business mentorship and coaching | 2,000 | 200,000 |
| Increased number of refugees with decent work | Facilitate linkages with employers for graduates | 1,000 | 25,000 |
| | Advocacy on refugee rights to work (CTDs, work permits, etc.) | — | 50,000 |
| | Engagement with the private sector on refugee employment | — | 50,000 |
| | Support equation and recognition of refugee academic documents | 2,000 | 150,000 |
| Improved vocational and technical training | Support training institutions to develop new market-based training programs | — | 50,000 |
| | Provide improved training tools | 1,000 | 200,000 |
| Increased Number of People Accessing Financial Services | Advocacy for improved refugee KYC verification | — | 50,000 |
| | Advocacy with Financial Services Providers (FSPs) to extend services to refugee hosting areas | — | 50,000 |
| | Training on Village Saving and Loans Associations (VSLA) and SACCOs | 60,000 | 100,000 |
| | Promote digitalization of VSLAs | 3,000 | 500,000 |
| | Market assessments on financial services | — | 70,000 |
| | Financial literacy training | 25,000 | 10,000 |
| Improved access to produce markets | Promote access to market information for farmers | 2,000 | 20,000 |

## ENVIRONMENT AND ENERGY • Total requirements: **USD 17.2M**

In a constrained funding environment, the Energy and Environment sector will prioritize immediate access to cleaner and more reliable energy and protection of critical environmental assets. First-priority interventions focus on distributing energy-efficient cooking technologies and promoting clean fuels for refugee and host community households to reduce reliance on firewood, particularly for women and girls. Safe access to fuel in overcrowded settlements will also be supported, alongside maintenance of existing woodlots through agroforestry and cash-for-work programs in high-risk areas.

Second-priority interventions target institutional and community-level solutions, including climate-resilient point water facilities, energy-efficient cookstoves in public institutions, early warning systems, and risk assessments with community-based dissemination. Third-priority interventions focus on longer-term sustainability, including circular waste management, restoration and protection of degraded forests, wetlands, and riverbanks, renewable energy access for households and businesses, training of local technicians, energy audits, and development and enforcement of environmental management plans at the settlement level. De-prioritized activities, such as broader ecosystem rehabilitation, establishment of new woodlots, and large-scale climate-resilient infrastructure, will proceed only if additional funding becomes available. Reduced investment in these areas is likely to slow adoption of clean energy solutions, accelerate deforestation, wetland degradation, and biodiversity loss, and increase reliance on unsustainable fuels. This may also heighten pollution and associated health risks, underscoring the critical importance of maintaining prioritized interventions.

## Tier 1 – USD 7M

| PRIORITIZED OUTPUT | ACTIVITY | PRIORITIZED POPULATION | REQUIREMENTS (USD) |
|---|---|---|---|
| Refugees and host communities have better access to energy-efficient technologies and fuels for cooking (Output 2.1) | Disseminate and/or construct energy-efficient cooking technologies for refugee and host community households | 477,176 | 3,300,000 |
| | Promote the use of alternative and/or clean cooking fuels for refugee and host community households | 451,006 | 3,700,000 |

## Tier 2 – USD 2.9M

| PRIORITIZED OUTPUT | ACTIVITY | PRIORITIZED POPULATION | REQUIREMENTS (USD) |
|---|---|---|---|

| | | | |
|---|---|---|---|
| Catchment management measures promoted (woodlot establishment/maintenance, agroforestry, reforestation, wetlands, riverbanks, FMNR, sustainable land management) (Output 1.2) | Establish and maintain woodlots/plantations in refugee settlements and host communities | 715,000 | 980,000 |
| Refugees and host communities have better access to energy-efficient technologies and fuels for cooking (Output 2.1) | Disseminate and construct energy-efficient institutional cookstoves at public institutions | 359,985 | 1,700,000 |
| Anticipatory action, disaster preparedness and response within refugee-hosting districts strengthened (Output 1.4) | Conduct multi-hazard risk assessments and vulnerability mapping | 150,254 | 126,000 |
| | Integrate early warning data and forecast-based mechanisms | 786,874 | 143,000 |
| | Support community-based early warning dissemination (e.g., radios, posters, mobile alerts) | 786,874 | 18,000 |

## Tier 3 – USD 7.3 M

| PRIORITIZED OUTPUT | ACTIVITY | PRIORITIZED POPULATION | REQUIREMENTS (USD) |
|---|---|---|---|
| Circular waste management systems promoted (solid waste – e-waste, plastics, WASH) (output 1.3) | Establish partnerships between refugee communities and private sector innovators | 2,500 | 161,600 |
| Anticipatory action, disaster preparedness and response within the refugee-hosting districts strengthened (output 1.4) | Train DDMCs on interpreting early warning data, meteorological forecasts, hazard alerts, activating pre-agreed actions | 260 | 10,000 |
| Catchment management measures promoted, including woodlot establishment and maintenance, agroforestry, reforestation, wetlands, riverbanks, FMNR, sustainable land management (output 1.2) | Restore, maintain and protect degraded CFRs/LFRs in proximity to refugee settlements | 600,000 | 1,200,000 |
| | Restore and protect wetland, lakeshores and riverbanks within and around refugee settlements. | 80,000 | 110,000 |
| | Raise and distribute quality assorted tree seedlings for growing across the operation. | 585,000 | 404,000 |

| | | | |
|---|---|---|---|
| Refugees and Host Communities have better access to energy-efficient technologies and fuels for cooking (output 2.1) | Train, certify and engage refugees and host community members in the installation, repair and maintenance of energy-efficient cooking solutions. | 2,490 | 343,900 |
| Settlements have improved connection to reliable on-grid and off-grid electricity supply (Output 2.2) | Repair and maintenance of solar streetlights in the settlements. | 32,500 | 68,000 |
| Development and enforcement of local environmental management plans at different levels (Catchment management plans, DEAPs, Resource management plans) (Output 1.1) | Conduct baseline study and consolidation of existing data to assess the existing environmental management plans per settlement | 786,874 | 125,600 |
| | Develop the environmental management plans (Catchment management plans, DEAPs, Resource management plans) and conduct comprehensive reviews to ensure alignment and integration with existing plans. | 786,874 | 136,400 |
| Settlements have improved connection to reliable on-grid and off-grid electricity supply (Output 2.2) | Promote last mile grid/off-grid renewable electricity connection for households in refugee settlements. | 267,000 | 560,000 |
| | Train, certify and engage local technicians in the installation, repair and maintenance of appliances using renewable energy in refugee settlements. | 1,075 | 169,000 |
| | Promote last mile grid/off-grid renewable electricity for businesses and productive use in refugee settlements. | 2,500 | 1,300,000 |
| Development and enforcement of local environmental management plans at different levels (Catchment management plans, DEAPs, Resource management plans) (Output 1.1) | Conduct audits to assess the level of implementation of existing environmental management plans per settlement | 786,874 | 43,000 |
| Reduction of carbon footprint and enhanced energy efficiency for humanitarian operations. (Output 3.1) | Estimate the amount of carbon emissions reduction from E&E interventions across the operation. | 3,934 | 1,900,000 |
| | Establish and operationalize District Disaster Management Committees (DDMCs) | 260 | 71,800 |

| | | | |
|---|---|---|---|
| Anticipatory action, disaster preparedness and response within the refugee-hosting districts strengthened (Output 1.4) | Review and update existing contingency plans to include anticipatory action triggers and thresholds | 150,254 | 28,700 |
| Circular waste management systems promoted (solid waste – e-waste, plastics, WASH) (Output 1.3) | Integrate waste management plans into broader environmental and health strategies | 786,874 | 34,100 |
| Reduction of carbon footprint and enhanced energy efficiency for humanitarian operations. (Output 3.1) | Conduct energy audits of humanitarian operation offices and OPM compounds to ascertain the baseline energy generation and consumption. | 25,000 | 55,200 |
| Anticipatory action, disaster preparedness and response within the refugee-hosting districts strengthened (Output 1.4) | Conduct regular coordination meetings and simulation exercises | 786,874 | 17,900 |
| Circular waste management systems promoted (solid waste – e-waste, plastics, WASH) (Output 1.3) | Organize waste collection and sorting campaigns to supply raw materials to enterprises | 530,000 | 146,400 |
| | Map existing infrastructure and identify gaps in waste disposal systems | 786,874 | 140,000 |
| Reduction of carbon footprint and enhanced energy efficiency for humanitarian operations. (Output 3.1) | Assess the installed capacity for renewable generation across the entire humanitarian operation. | 786,874 | 145,000 |
| Circular waste management systems promoted (solid waste – e-waste, plastics, WASH) (Output 1.3) | Track and report volumes of waste diverted from landfills to circular use | 786,874 | 1,800 |
| | Conduct awareness campaigns on waste management using radio, posters, drama, and community meetings | 786,874 | 5,400 |
| | Conduct baseline assessments of waste generation and disposal practices. | 786,874 | 125,700 |
| Development and enforcement of local environmental management plans at different levels (Catchment management | Disseminate the developed environmental management plans | 12,000 | 1,800 |

| | | | |
|---|---|---|---|
| plans, DEAPs, Resource management plans) (Output 1.1) | | | |

[1] The prioritized population reached is taken from the highest individual potential beneficiaries reached looking across the sectors. It should be noted that the Uganda response has a relatively high number of prioritized persons reached as the support in many sectors, including water, health and education, is a system-based support for the wider population (host and refugee).