SYRIAN ARAB REPUBLIC
Overview of Refugee and Asylum-Seeker Population

As of end of July 2026

14,159 Registered Population

5,807 Total registered households

Male **49%** | Female **51%** | Children **39%**

Syria is not a party to the 1951 Convention and has not enacted refugee or asylum-specific legislation. UNHCR is the only agency that provides registration services and documentation for asylum-seekers and refugees under its mandate in Syria. Although the Government of Syria does not issue any specific refugee documentation, it issues residency permits in accordance with its immigration laws to refugees and asylum-seekers holding valid UNHCR-issued identity document. Refugees and asylum-seekers are supported through UNHCR's community-based programs and partner organizations, providing access to cash assistance, GBV and child protection support, MHPSS, among other services.

9,953 Refugees

4,206 Asylum-seekers

2 Average family size

Country of origin
(Top 5 countries)

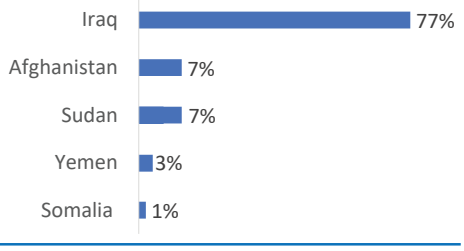

Age, Gender & Diversity Composition

71% Women & children | 39% Children 5-17 | 7% Infants 0-4

43% Persons with specific needs | 50% Adults | 10% Older persons 60+

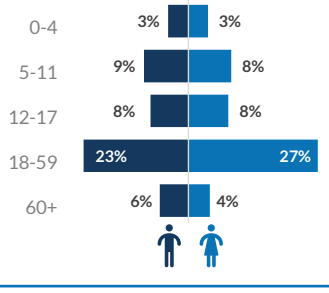

Population by location

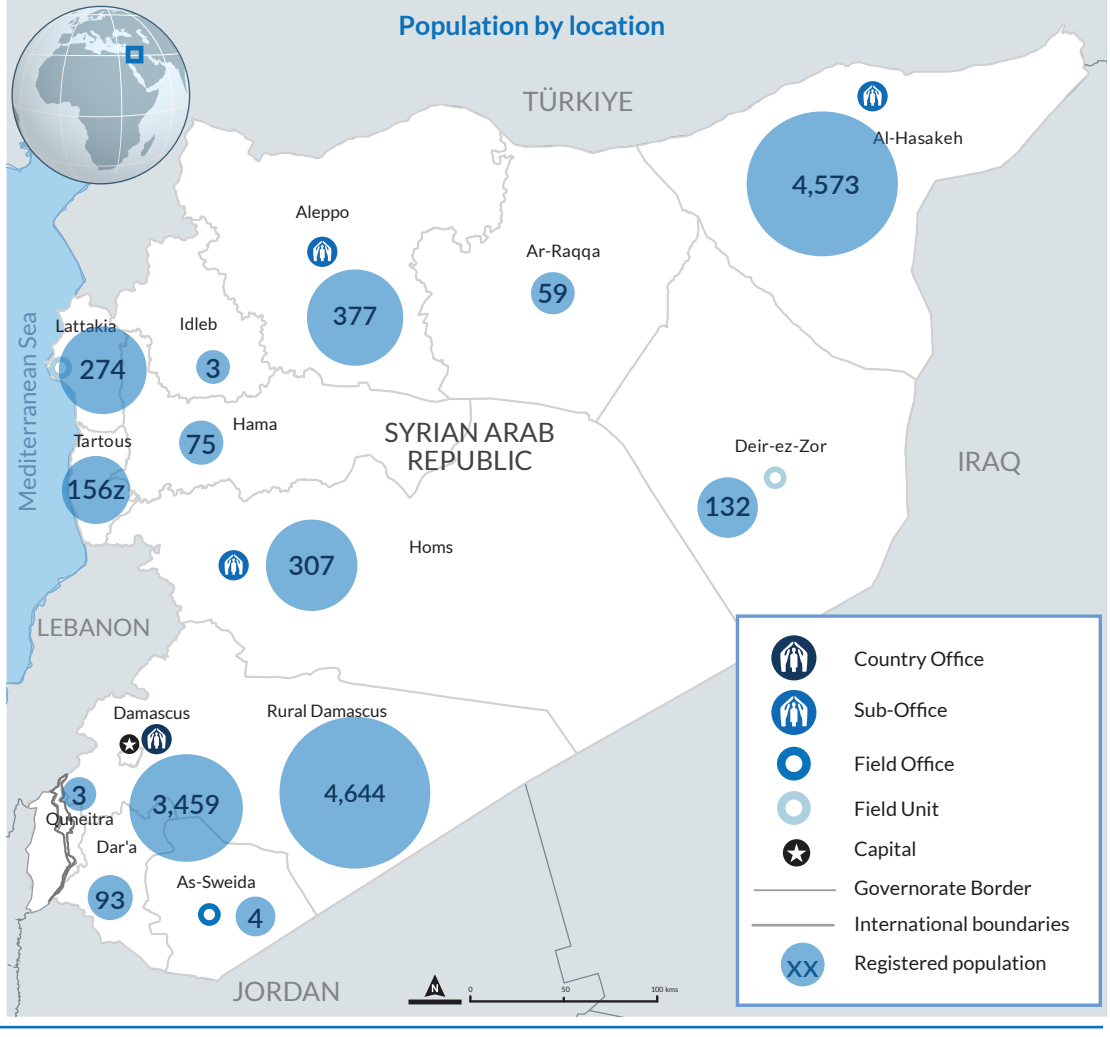

Trends

2,711
(47%) Female-headed households

141
Unaccompanied and separated children

2,578
Identity documents issued in 2026

Biometrically enrolled (BIMS)

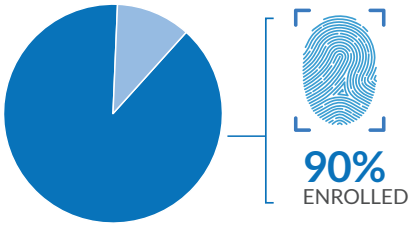

Place of residence (Top 5 districts)

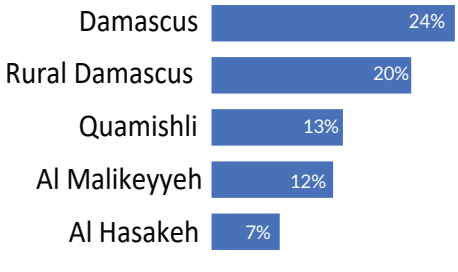

New registration trend in 2026

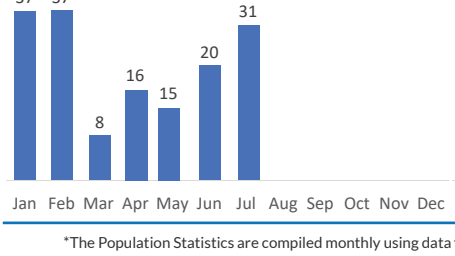

Population trend since 2017*

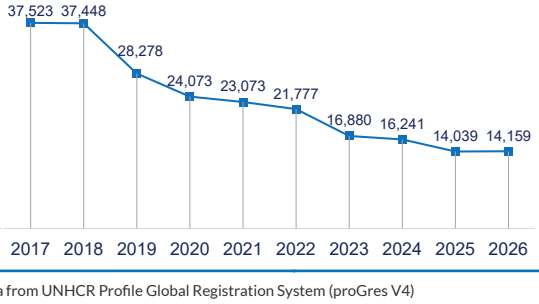

New arrival trend since 2017

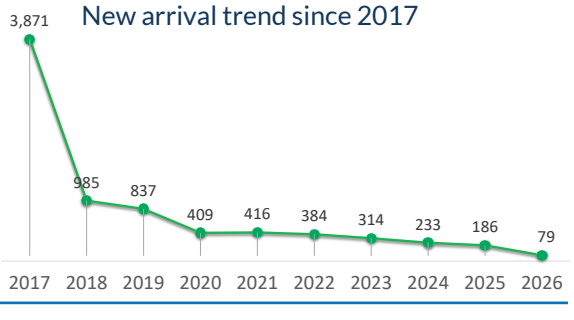

*The Population Statistics are compiled monthly using data from UNHCR Profile Global Registration System (proGres V4)

Disclaimer: The boundaries and names shown and the designations used on the map do not imply official endorsement or acceptance by the United Nations.

Creation date: 07/04/2025 More information available on UNHCR: data portal, https://data.unhcr.org/en/country/syr, Feedback: imsyr@unhcr.org