MCO CAMEROON: REFUGEE AND ASYLUM-SEEKER STATISTICS (July 2026)

Cameroon | Congo, Rep... | Equatorial G... | Gabon | Sao Tome a...

Legal Status

- [ ] Asylum Seeker
- [ ] Refugee

Region

All

Departement

All

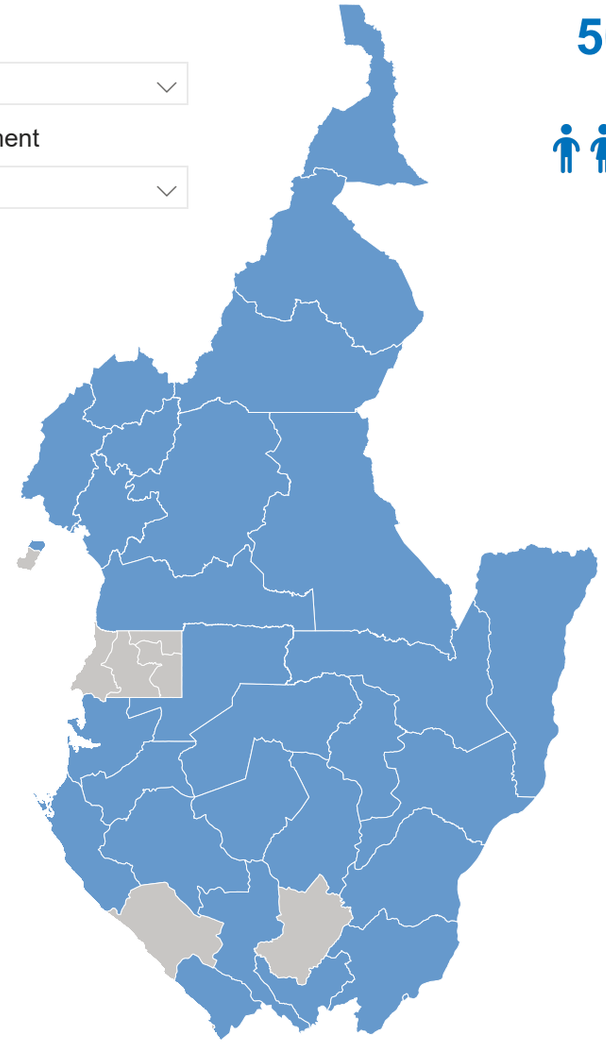

505,175 Population totale

475,860 Réfugiés

29,315 Demandeurs d'Asile

249,943 Children

234,608 Adults

20,624 Elders

Region	00 - 04 years Female	00 - 04 years Male	05 - 11 years Female	05 - 11 years Male	12 - 17 years Female	12 - 17 years Male	18 - 59 years Female	18 - 59 years Male	60+ years Female	60+ years Male
Ogooue-Lolo								3		
Ogooue-Maritime						2	3	3	1	1
Ouest		3	2	1			4	78		1
Plateaux	407	388	1,311	1,216	1,043	1,063	2,516	2,292	298	226
Pointe-Noire	31	40	84	105	105	92	397	979	14	47
Pool	235	205	606	578	391	423	1,477	1,633	120	216
Sangha	22	17	52	59	34	41	223	296	7	25
Sud	4	1	4	5	1	1	21	104		14
Sud-Ouest	3	5	26	25	76	95	292	909	33	41
Woleu-Ntem								1		1
Total	**702**	**659**	**2,085**	**1,989**	**1,650**	**1,717**	**4,933**	**6,298**	**473**	**572**

Education Age

Region	04-05 Years	06-11 Years	12-18 Years	Total
Est	10,778	32,226	33,505	**76,509**
Adamaoua	4,068	12,042	12,872	**28,982**
Nord	2,744	8,867	7,468	**19,079**
Littoral	621	2,451	2,657	**5,729**
Sud-Ouest	2	51	198	**251**
Nord-Ouest		16	35	**51**
Estuaire	1	6	13	**20**
Sud	4	6	4	**14**
Haut-Ogooue		4	8	**12**
NULL	2	1	4	**7**
Ouest		3		**3**
Ogooue-Maritime			2	**2**
Total	**18,220**	**55,673**	**56,766**	**130,659**

Refugee population in the sites/camp

Sites / Camp	Female	Male
Minawao Camp	43,730	37,676
Gado Site	8,479	7,460
Mbile Site	4,872	4,515
Lolo Site	4,340	4,123
Site du 15 Avril	3,809	3,487
Borgop Site	3,610	3,085
Site de Bouemba	3,125	2,872
Timangolo Site	1,881	1,767
Ngam Site	1,580	1,340
Ngarisingo Site	552	555

Repartition par Tranche d'age et par Sexe

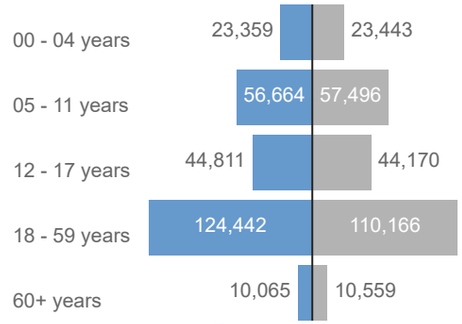

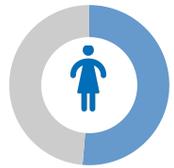

50% Of refugees are women and girls

51% Of refugees are children

Country of Origin	Total
Central African Republic	323,072
Nigeria	127,183
Democratic Republic of the Congo	31,849
Niger	11,304
Chad	4,445
Rwanda	3,700
Sudan	1,165
Mali	956
Guinea	393
Burundi	176
Burkina Faso	130
Congo, Republic of the	121
Cameroon	98
Total	**505,175**

Education Level

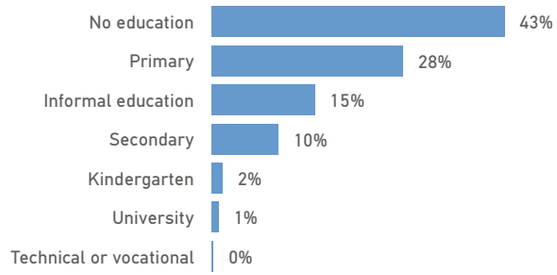

105,027

Personnes à Besoin Spécifiques	Female	Male	Total
Child at risk	16,429	12,892	**29,321**
Disability	5,528	6,111	**11,639**
Older person at risk	6,355	5,879	**12,234**
Serious medical condition	6,231	4,691	**10,922**
SGBV	2,238	113	**2,351**
Single parent	14,337	1,187	**15,524**
Torture	216	331	**547**
Unaccompanied or separated child	3,970	3,252	**7,222**
Woman at risk	15,257	10	**15,267**

CAMEROON MONTHLY UPDATES

KEY HIGHLIGHTS July 2026

Refugee data source: Government of Cameroon with the support of UNHCR ::

Contact for more info DIMA Unit Cameroon ***cmr_yaim@unhcr.org***

UNHCR Cameroon supports refugees, asylum seekers, and internally displaced persons (IDPs) in the country. This update provides detailed demographic, socio-economic, and educational data, as well as information on persons with specific needs, underscoring the complex and multifaceted nature of the refugee and IDP crisis in Cameroon. The monthly update highlights the demographic diversity, educational and occupational challenges, and specific needs of the displaced populations. The data emphasizes the importance of targeting interventions and creating support mechanisms to address the varied and pressing needs of these vulnerable groups. UNHCR works with the Cameroonian government and international organisations to provide necessary aid and ensure the well-being of these populations.

Population Overview:

Refugees and Asylum Seekers: Cameroon hosts 412,903 refugees and 21,135 asylum seekers.
Internally Displaced Persons (IDPs): The country has 1,004,257 IDPs, with an additional 790,842 returnees.
Major Countries of Origin: Refugees primarily come from the Central African Republic 287,303, Nigeria 127,176, Chad 4,343, and Niger 11,292.

Demographic Distribution:

A significant portion of the refugees are women and children. Specifically, 52% of the refugee population are women and girls, and 51% are children.
Age Groups: Refugees are categorized into various age groups, with notable populations in the 0-4, 5-11, 12-17, 18-59, and 60+ age ranges.

Education Levels:

The educational attainment of refugees varies, with 46% having no education, 27% having primary education, and smaller percentages having informal, secondary, university, or technical/vocational education.

Occupations:

47% of refugees are engaged in various occupations such as homemakers, traders, drivers, pensioners, maneuvers, and breeders. 17% are students, 14% are unemployed, 9% are farmers.

Ethnicity and Religion:

Ethnicity: The majority of ethnicities are Peulh 44%, Kanuri 12%.
Religion: The religious makeup includes 74% Muslims, 24% Christians, and 2% others.

Persons with Specific Needs:

Categories: There are several categories of persons with specific needs including children at risk, women at risk, single parents, older persons, unaccompanied or separated children, and persons with disabilities.
Top concerns: The highest numbers are children at risk of not attending school 26,683, individuals with vision disabilities 3,217, and older persons with children 5,141.

Legal and Marital Status:

Legal Status: Refugees and asylum seekers are categorized based on their arrival years, with significant influxes noted in 2014 and subsequent years. Marital Status: 67% of the refugee population are single, followed by married individuals 25%.

Regional distribution:

The distribution of refugees and IDPs across various regions in Cameroon shows significant numbers in different regions. The East region hosts the largest refugee population with 163,592 individuals. The Far-North has 122,629 refugees, while Adamaoua has 57,408. The North region accommodates 37,495 refugees, and the Centre has 27,464. The Littoral region has 23,390 refugees.

Challenges and Needs:

UNHCR MCO in Cameroon grapples with significant challenges in managing and supporting its large refugee and internally displaced populations. Due to increasing global crises,The East and Far-North host the largest number of and refugees (163,592 and 122,629 respectively), straining host resources. At the same time, UNHCR is facing many challenges due to serious budget cuts. These populations include a high percentage of children and women, requiring specialized services such as education, healthcare, and protection. The diverse educational levels among refugees, ranging from no education to university, indicate a need for comprehensive educational programmes. Additionally, significant numbers of refugees are unemployed or engaged in low-income occupations, highlighting the necessity for vocational training and employment opportunities. The presence of vulnerable groups, such as unaccompanied children, single parents, and individuals with disabilities, further underscores the urgent need for targeted humanitarian aid and robust social support systems to address their specific needs and ensure their well-being.

CAMEROON OPERATION AT GLANCE

July 2026

Central Afri… | Nigeria | IDP Far North | IDP NWSW | Other Refu…

Population Type: All

Region: All

Zone: All

Owning Office: All

2,229,137
Total of Persons we serve

412,903
Refugees

21,135
Asylum Seeker

1,004,257
Internally Displaced

790,842
Returnees IDP

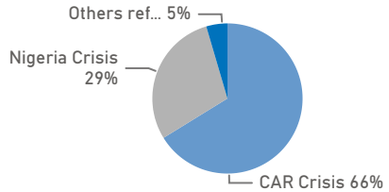

Distribution by crisis

52% Of refugees are women and girls

51% Of refugees are children

57% Of IDPs are children

Monthly evolution of the forcibly displaced population

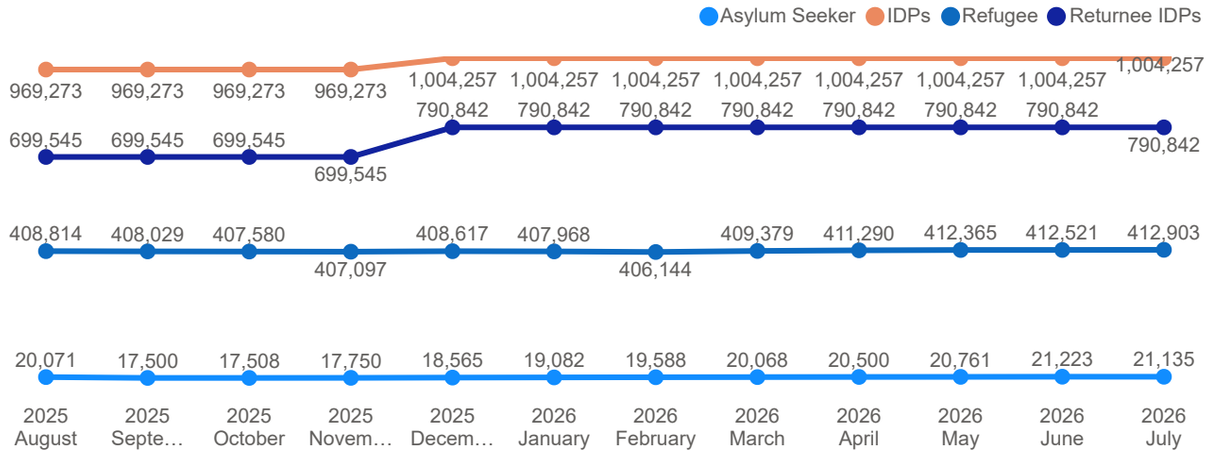

Refugee and Asylum Seeker by Department

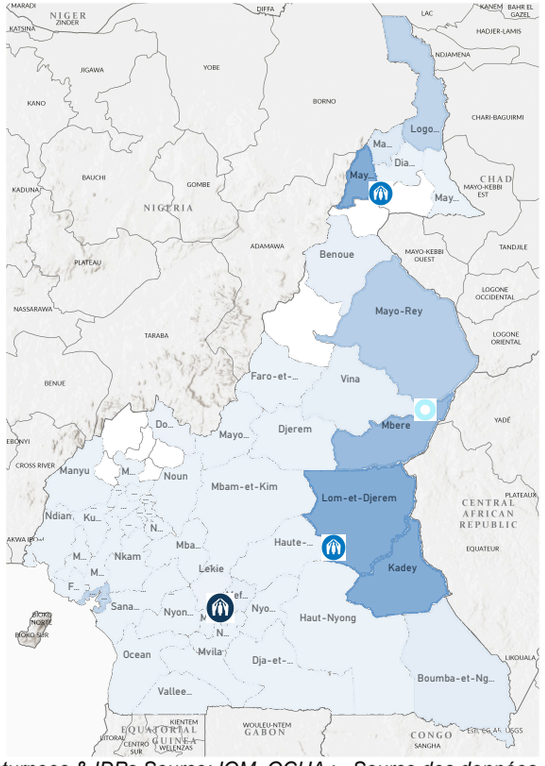

IDPs by Department

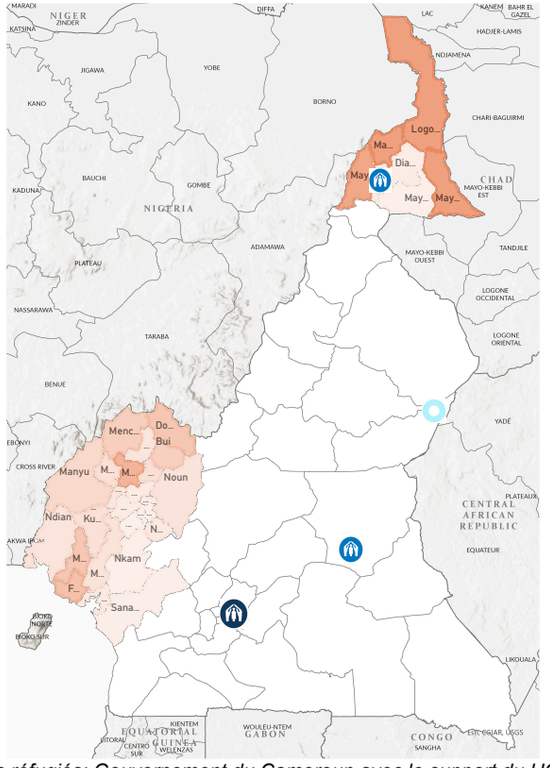

Top countries origin of refugees and asylum seekers

Central African Republic 287,303	Niger 11,292
Nigeria 127,176	Rwanda 445
Chad 4,343	Mali 950
Others Nationalities 1,921	Soudan 845

Number of years spent in Cameroon

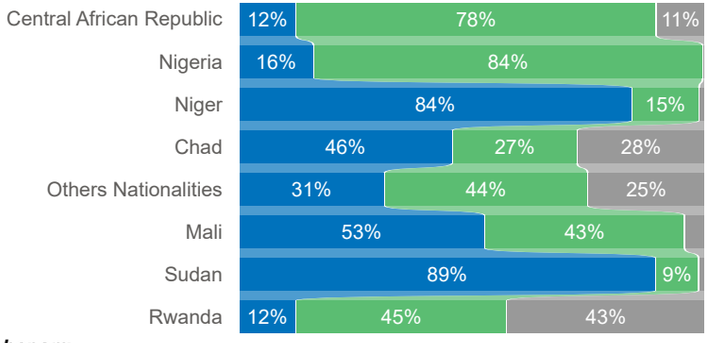

Returnees & IDPs Source: IOM, OCHA ; Source des données des réfugiés: Gouvernement du Cameroun avec le support du HCR :: Contact for more info IM Unit Cameroon ***cmr_yaim@unhcr.org***

CAMEROON OPERATION : DEMOGRAPHIC POPULATION

July 2026

Central African | Nigeria | Other Refugees

Legal Status: Asylum Seeker | Refugee

Site/Camp: In Site/Camp | Out of Site/Camp

203,734
School age children

Region: All

Commune: All

Zone: All

Owning Office: All

Department: All

Population distribution (gender and age group)

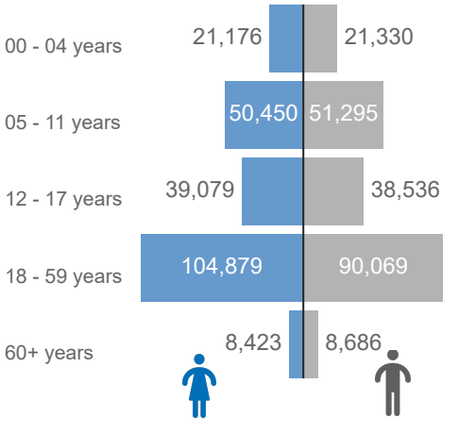

Education Level

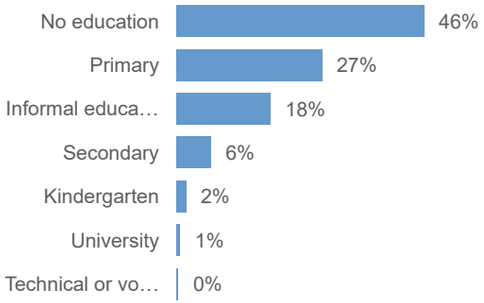

Ethnicity

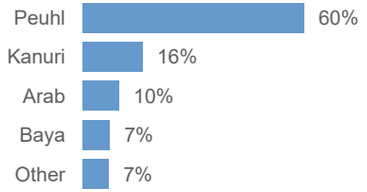

Marital Status	Percentage
Single	67.45%
Married	25.18%
Widowed	3.57%
Divorced	1.78%
Common Law Married	0.75%
Separated	0.69%
Engaged	0.34%
Unknown	0.23%
Partnership	0.01%

Year of arrival of refugees

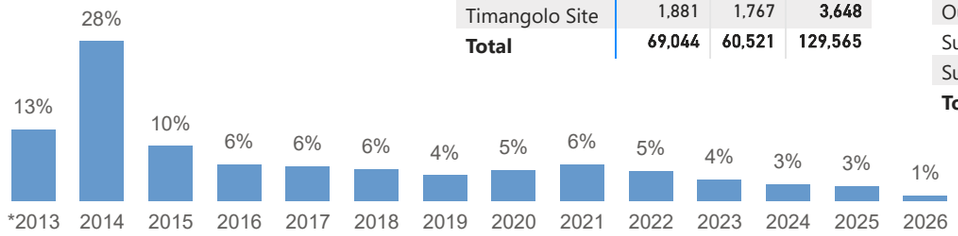

Refugees by age group

Region	00 - 04 years Female	00 - 04 years Male	05 - 11 years Female	05 - 11 years Male	12 - 17 years Female	12 - 17 years Male	18 - 59 years Female	18 - 59 years Male	60+ years Female	60+ years Male	Total
Adamaoua	2,675	2,676	6,921	7,206	5,717	5,715	14,591	9,279	1,352	1,276	57,408
Centre	1,038	1,041	2,437	2,360	1,671	1,536	6,530	10,279	221	351	27,464
Est	7,957	8,030	18,447	19,169	14,892	14,816	42,265	31,435	3,206	3,375	163,592
Extreme-Nord	7,132	7,090	16,166	15,977	12,227	11,847	27,575	19,374	2,643	2,598	122,629
Littoral	483	542	1,349	1,427	1,062	1,160	4,093	12,785	154	335	23,390
Nord	1,884	1,942	5,093	5,114	3,422	3,346	9,445	5,757	802	690	37,495
Nord-Ouest			5	11	11	20	63	68	12	5	195
Ouest		3	2	1			4	78		1	89
Sud	4	1	4	5	1	1	21	104		14	155
Sud-Ouest	3	5	26	25	76	95	292	909	33	41	1,505
Total	**21,176**	**21,330**	**50,450**	**51,295**	**39,079**	**38,536**	**104,879**	**90,068**	**8,423**	**8,686**	**433,922**

Refugee population in the sites/camp

Site/Camp	Female	Male	Total
Borgop Site	3,610	3,085	6,695
Gado Site	8,479	7,460	15,939
Lolo Site	4,340	4,123	8,463
Mbile Site	4,872	4,515	9,387
Minawao Camp	43,730	37,676	81,406
Ngam Site	1,580	1,340	2,920
Ngarisingo Site	552	555	1,107
Timangolo Site	1,881	1,767	3,648
Total	**69,044**	**60,521**	**129,565**

Education Age

Region	04-05 Years Female	04-05 Years Male	06-11 Years Female	06-11 Years Male	12-18 Years Female	12-18 Years Male	Total
Adamaoua	1,988	2,080	5,909	6,133	6,465	6,407	28,982
Centre	644	641	2,110	2,050	1,903	1,785	9,133
Est	5,419	5,359	15,774	16,452	16,753	16,752	76,509
Extreme-Nord	4,607	4,524	13,907	13,729	13,828	13,388	63,983
Littoral	269	352	1,211	1,240	1,196	1,461	5,729
Nord	1,331	1,413	4,451	4,416	3,790	3,678	19,079
Nord-Ouest			5	11	13	22	51
Ouest			2	1			3
Sud	1	3	3	3	1	3	14
Sud-Ouest		2	26	25	90	108	251
Total	**14,259**	**14,374**	**43,398**	**44,060**	**44,039**	**43,604**	**203,734**

*Returnees & IDPs Source: IOM, OCHA ; Refugee Data Source: Government of Cameroon with the support of UNHCR:: * Arrived before 2013:: Contact for more info IM Unit Cameroon* ***cmr_yaim@unhcr.org***

CAMEROON OPERATION: PERSONS WITH SPECIFIC NEEDS

July 2026

Source des données des réfugiés: Gouvernement du Cameroun avec le support du HCR ::

Contact for more info DIMA Unit Cameroon ***cmr_yaim@unhcr.org***

Central Afri… | Nigeria | Other Refu…

Owning Office: All

Region: All | Department: All | Commune: All | Zone: All

Areas of Responsibility

Child Protection | General Protection | SGBV

135,756 Person with Specific Needs

Gender

Male

Female

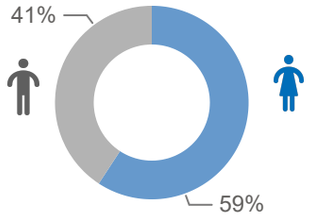

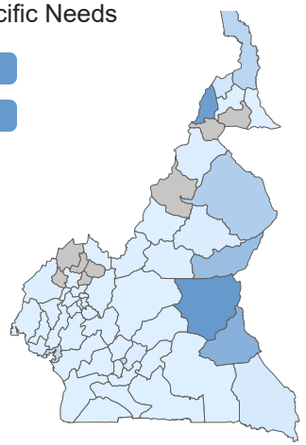

Person with Specific Needs

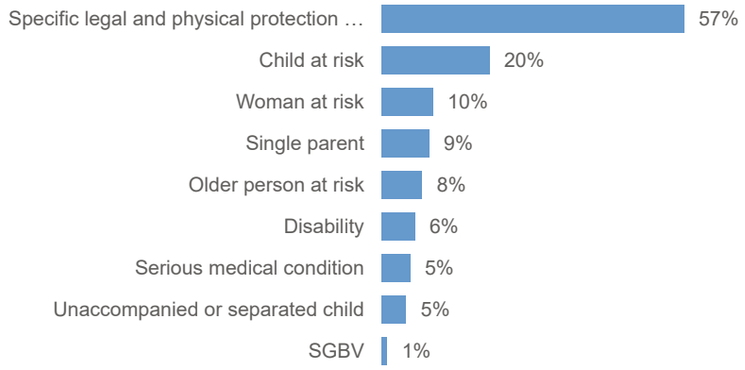

27,570 Child at Risk

SPN Sub Category	# Refugee
Child at risk of not attending school	26,683
Child with special education needs	464
Child spouse	180
Child parent	120
Child engaged in other forms of child labour	53
Child carer	40
Child engaged in worst forms of child labour	23
Teenage pregnancy	21
No legal documentation	10
Child associated with armed forces or groups	4

8,479 Disability

SPN Sub Category	# Refugee
Vision	3,217
Hearing	1,396
Lower Body Mobility	1,342
Emotions and behavior	1,039
Communication	618
Upper Body Mobility	376
Remembering and concentrating	40
Self-Care	39
Physical disability - moderate	19
Mental disability - moderate	9

10,376 Older at Risk

Older Person at Risk	# Refugee
Older person with children	5,138
Older person unable to care for self	3,837
Single older person	1,629
No legal documentation	2
Woman at risk	2
Single HR - grandparent	1
Single HR - parent	1
Single woman at risk	1

7,269 Serious Medical Condition

SPN Sub Category	# Refugee
Other medical condition	4,464
Chronic illness	1,432
Difficult pregnancy	499
Malnutrition	328
Critical medical	285
Mental illness	175
Woman at risk	18
Addiction	14
Emotions and behavior	3
Vision	3

12,130 Single Parent

(Top 10) Single Parent	# Refugee
Single HR - parent	10,993
Single HR - caregiver	575
Single HR - grandparent	438
Woman at risk	13
Single woman at risk	9
Child parent	3
No legal documentation	2
Single older person	2
Child at risk of not attending school	1
Older person with children	1

6,258 Unaccompanied or separated child

(Top 6) Unaccompanied or separated child	# Refugee
Separated child	5,742
Unaccompanied child	443
Child headed household	24
Child in foster care	11
Child in institutional care	11
No legal documentation	5

1,387 SGBV

SGBV	# Refugee
Threat of forced marriage	516
Victim/Survivor of SGBV in country of asylum	444
Victim/Survivor of SGBV in country of asylum	151
Victim/Survivor of SGBV in country of origin	117
Threat of honour killing/violence	48

181 Family Unity

Family Unity Sub-Category	# Refugee
Family reunification required	131
Tracing required	40

13,111 Woman at Risk

(Top 4) Single Parent Sub-Category	# Refugee
Woman at risk	7,984
Single woman at risk	2,606
Lactating	2,200
Single HR - parent	10

CAMEROON OPERATION: SOCIO-ECONOMICS DATA OF REFUGEES

July 2026

Refugee Data Source: Government of Cameroon with the support of UNHCR :

Contact for more info DIMA Unit Cameroon ***cmr_yaim@unhcr.org***

Central African | **Nigeria** | **Other Refugees**

Region: All

Zone: All

Owning Office: All

Occupation

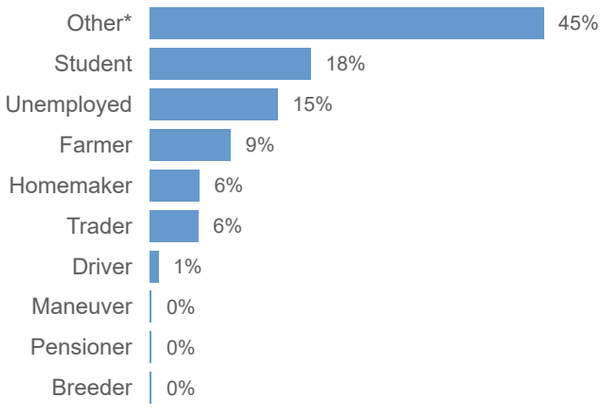

Registration Reason

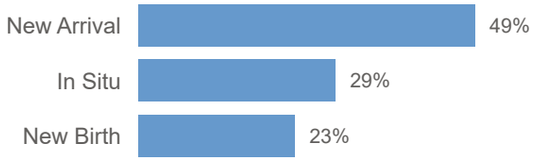

Religion

Male | Female

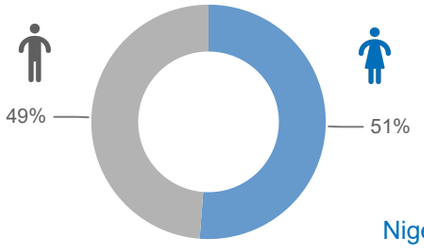

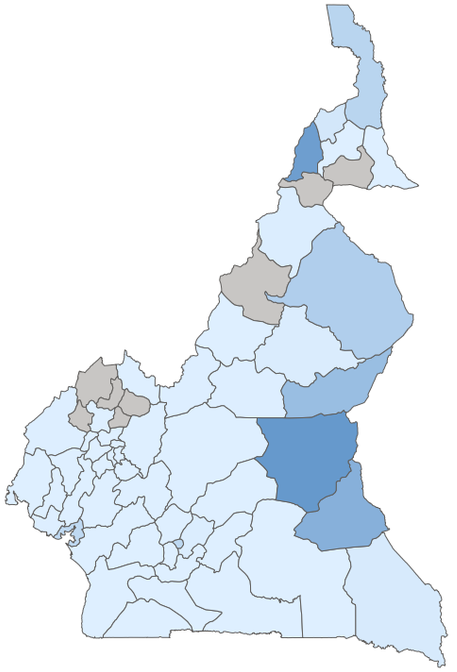

Central African

Occupations	Adamaoua	Centre	Est	Extreme-Nord	Littoral	Nord	**Total**
Other*	18,080	9,728	58,610	9	5,663	5,846	**97,936**
Student	15,032	4,383	30,736	2	3,568	7,459	**61,180**
Unemployed	7,331	2,083	34,307	1	895	11,424	**56,041**
Farmer	8,690	863	13,995	1	340	6,778	**30,667**
Homemaker	4,085	1,226	15,297		1,022	1,718	**23,348**
Trader	2,836	1,342	8,280	1	1,107	1,375	**14,941**
Driver	426	241	2,161	1	441	237	**3,507**
Maneuver	11	21	52		6	2	**92**
Pensioner	12	3	52		3	2	**72**
Breeder	25		11			28	**64**

Nigeria

Occupations	Adamaoua	Centre	Est	Extreme-Nord	Littoral	Nord	**Total**
Other*	295	281	8	93,686	55	1,131	**95,456**
Student	188	37		10,911	6	448	**11,590**
Farmer	26	6		7,925	3	755	**8,715**
Homemaker	51	11	2	4,552	2	102	**4,720**
Trader	34	111	2	2,507	23	10	**2,687**
Unemployed	171	83	1	2,360	11		**2,626**
Driver	6	6		512	3		**527**
Pensioner	2			24			**26**
Maneuver				11			**11**
Breeder				9			**9**

Other Nationalities

Occupations	Adamaoua	Centre	Est	Extreme-Nord	Littoral	Nord	**Total**
Other*	56	3,426	44	51	5,073	45	**8,695**
Trader	4	1,175	12	9	2,667	4	**3,871**
Unemployed	31	1,052	17	21	1,130	85	**2,336**
Student	24	1,342	11	30	494	23	**1,924**
Farmer	2	171	11		810	13	**1,007**
Homemaker	15	358	5	6	158	15	**557**
Driver		94	1	5	128	2	**230**
Maneuver	1	8			65	2	**76**
Pensioner		1					**1**