KENYA

Registered refugees and asylum-seekers

as of 31 July 2026

864,998

REGISTERED REFUGEES AND ASYLUM-SEEKERS

HOST LOCATIONS

DAADAB	425,797	49.2%
KAKUMA	320,814	37.1%
URBAN	118,387	13.7%

86% Living in camps

14% Living in urban areas

COUNTRIES OF ORIGIN

SOMALIA	478,216	54.9%
SOUTH SUDAN	210,670	24.3%
DRC	66,930	7.9%
ETHIOPIA	43,348	5.1%
BURUNDI	35,041	4.1%
SUDAN	13,684	1.6%
UGANDA	4,408	0.5%
ERITREA	7,907	0.9%
RWANDA	3,090	0.4%
OTHERS	1,704	0.2%

DEMOGRAPHICS

age and gender

Male 51%

Female 49%

60+ 3%

18-59 46%

0-17 51%

Women & Children 75%

LEGAL STATUS

REFUGEES	74%
ASYLUM-SEEKERS	26%

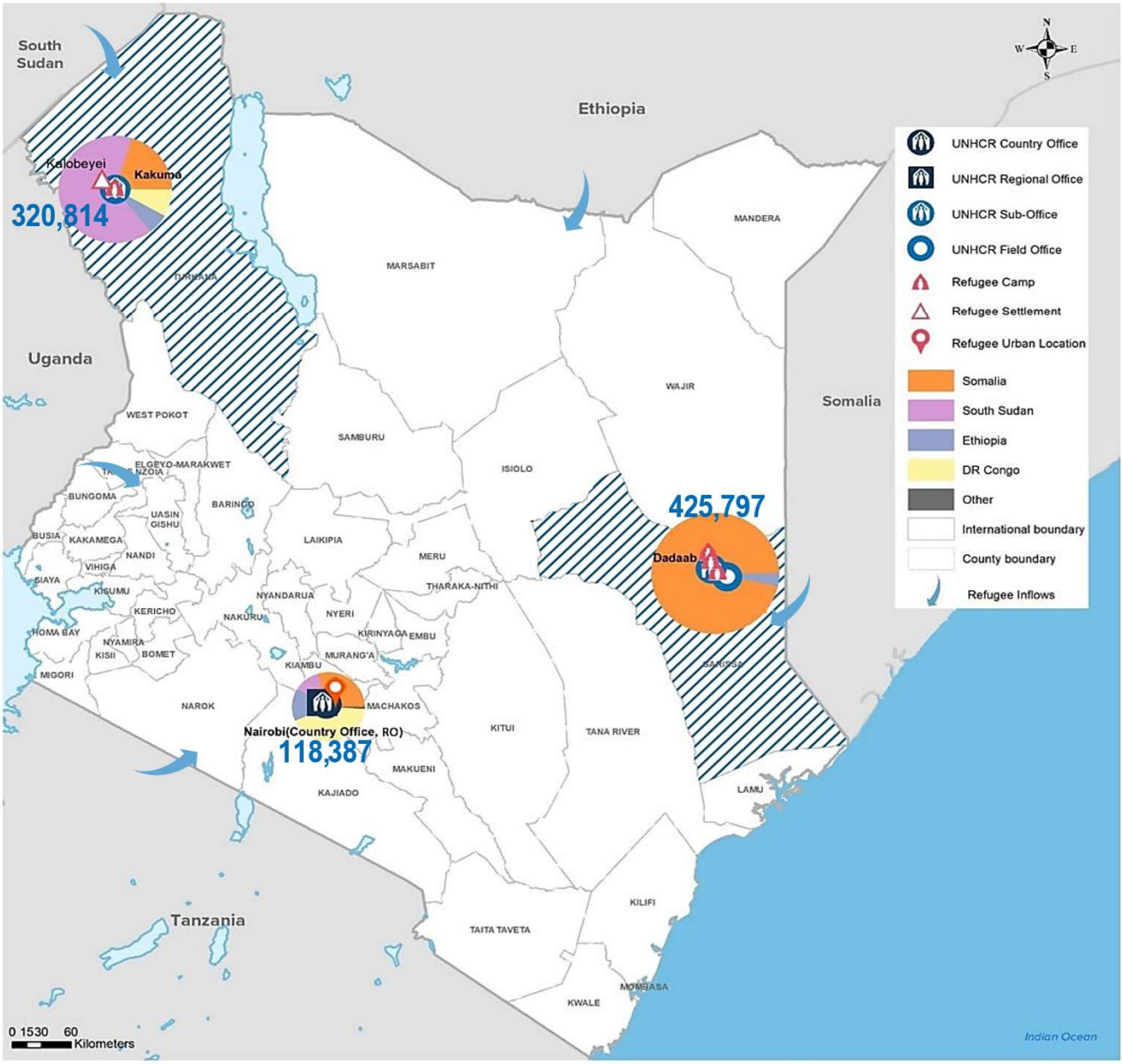

The boundaries and names shown and the designations used on this map do not imply official endorsement or acceptance by the United Nations.

Sources: UNHCR Kenya. Statistics based on UNHCR's Refugee Registration System *proGres* **Author:** UNHCR Kenya – DIMA Unit, Nairobi **Feedback:** kennaodm@unhcr.org

KENYA STATISTICS PACKAGE

Statistical Summary

as of

July 2026

Refugees and Asylum Seekers in Kenya

	Total Refugee & Asylum Seeker Population	Dadaab Camp	Kakuma Camp	Kalobeyei Settlement	Urban (Eldoret)	Urban (Nbi, Msa & Nak)	
A. Refugees and Asylum Seekers	**864,998**	**425,797**	**233,035**	**85,284**	**2,495**	**118,387**	- Page 2
B. Registration	**23,661**	**12,498**	**10,583**			**580**	- Page 6
C. Refugee Status Determination							- Page 7
1. Applied	**4,461**	2,485	1,581			395	
2. Recognized	**2,157**	968	1,187			2	
3. Rejected	**2**	0	0			2	
4. Pending	**229,015**	143,731	37,691			47,593	
D. 2026 Resettlement Submissions	**212**						- Page 8
E. 2026 Resettlement Departures	**202**						- Page 9
F. 2026 Voluntary Repatriation	**158**						- Page 10

SUMMARY

The refugee and asylum-seeker population in Kenya stood at 864,998 persons as of 31 July 2026, which comprises 635,983 (74%) refugees and 229,015 (26%) asylum-seekers. Compared with June 2026, there is an increase of 7,933 Individuals in the total population, from 857,065 to 864,998 mainly because of registration of new births and new arrivals from Somali, South Sudan, Burundi, the Democratic Republic of the Congo and Ethiopia. As of 31 July 2026, Dadaab population stood at 425,797 Individuals. Under Kakuma the registered population stood at 320,814 with 233,035 in Kakuma Camp 85,284 in Kalobeyei settlement and 2,495 in Eldoret. Under Nairobi, the registered population stood at 118,387 covering Nairobi, Mombasa, and Nakuru town areas.

The PRIMES integrated Biometrics Identity Management System (BIMS) was actively used throughout the reporting period to secure individual identities of the population, thus ensuring continuity of identity over time and in different locations across the world, reducing avenues for identity fraud and other misrepresentations. Population Registration and Identity Management Eco-System (PRIMES) is a platform for all UNHCR registration and identity management tools and applications.

Additionally, the Global Distribution Tool (GDT) was used to extract verification and assistance distribution lists from PRIMES and to authenticate the identity of beneficiaries for assistance provided by UNHCR and partners. The Self-Service Kiosk (KASI) was used by refugees to make various appointments, including complaints, documentation, and data correction/updates, with UNHCR (Protection), and Department of Refugee Services. KASI2 continued to be utilised by refugees who are residing in urban areas to access services provided by UNHCR and the Department of Refugee Services (DRS).

1. Population decreases

a. Voluntary Repatriation: As of end July 2026, 158 persons were assisted to return to their places of origin voluntarily.

b. Resettlement: A total of 36 Individuals departed to various resettlement countries for the month of June 2026. In total 202 Individuals departed to various resettlement countries as of June 2026.

c. Other Decreases: Closure/Inactivation of 1,927 individuals was undertaken during the continuous registration activities within the month of July 2026. These include data cleanup activities resulting into individual record inactivation, spontaneous departures, erroneous data entries, reported deaths and others.

2. Population increases

a. Registration: Total number of persons registered by DRS during the month of July 2026 stands at 6,728 (Camps 6,310 and Urban 418) as follows; -

i. In-Situ: 159

ii. New arrival: 2,276

iii. New birth registration: 4,293

b. Other Increases: A total of 1,605 Individuals were re-activated after re-establishing contact with the Department of Refugee Services during continuous registration activities within the month of July 2026.

REFUGEES AND ASYLUM SEEKERS IN KENYA BY COUNTRY OF ORIGIN AND LOCATION

Country of Origin	2022						2023					
	Dadaab Camp	Kakuma Camp	Kalobeyei Settlement	Urban (Eldoret)	Urban (Nbi, Nak & Msa)	Total	Dadaab Camp	Kakuma Camp	Kalobeyei Settlement	Urban (Eldoret)	Urban (Nbi, Nak & Msa)	Total
Total	**233,661**	**197,437**	**48,795**	**2,697**	**90,918**	**573,508**	**320,572**	**203,861**	**66,029**	**2,105**	**99,301**	**691,868**
Somalia	225,916	38,896	127	60	23,649	**288,648**	309,843	37,462	148	59	24,407	**371,919**
South Sudan	596	104,543	37,203	2,485	8,557	**153,384**	1,289	112,970	46,707	1,866	8,570	**171,402**
DR Congo	123	18,156	1,944	5	33,752	**53,980**	192	18,518	3,778	7	36,081	**58,576**
Ethiopia	6,860	6,650	5,359	85	13,783	**32,737**	9,030	6,392	5,224	98	16,340	**37,084**
Burundi	58	16,153	3,104	8	5,268	**24,591**	61	15,936	8,415	9	6,778	**31,199**
Sudan	16	9,824	373	26	200	**10,439**	50	9,597	475	35	421	**10,578**
Uganda	75	2,132	585	12	955	**3,759**	75	1,784	824	8	1,098	**3,789**
Eritrea	4	72	1	11	2,511	**2,599**	5	161	1	18	3,074	**3,259**
Rwanda	10	931	79	1	1,283	**2,304**	15	967	434	1	1,425	**2,842**
Other	3	80	20	4	960	**1,067**	12	74	23	4	1,107	**1,220**

Country of Origin	2024						2025					
	*Dadaab Camp	Kakuma Camp	Kalobeyei Settlement	Urban (Eldoret)	Urban (Nbi, Nak & Msa)	Total	*Dadaab Camp	Kakuma Camp	Kalobeyei Settlement	Urban (Eldoret)	Urban (Nbi, Nak & Msa)	Total
Total	**416,403**	**218,660**	**77,202**	**2,191**	**109,476**	**823,932**	**406,725**	**225,701**	**82,629**	**2,425**	**118,313**	**835,793**
Somalia	403,153	39,409	146	60	25,739	**468,507**	393,605	40,050	147	58	25,271	**459,131**
South Sudan	2,226	124,488	55,531	1,996	8,669	**192,910**	2,644	128,968	60,244	2,193	8,814	**202,863**
DR Congo	258	19,646	4,792	10	38,497	**63,203**	337	20,189	5,392	38	40,087	**66,043**
Ethiopia	10,379	7,004	5,325	58	19,461	**42,227**	9,807	7,138	5,357	57	20,538	**42,897**
Burundi	93	14,774	9,062	10	8,441	**32,380**	113	14,914	8,906	11	10,641	**34,585**
Sudan	84	10,407	797	32	849	**12,169**	83	11,276	923	45	1,022	**13,349**
Uganda	89	1,704	952	8	1,282	**4,035**	89	1,790	1,027	8	1,393	**4,307**
Eritrea	76	200	1	14	3,632	**3,923**	5	312	1	13	7,508	**7,839**
Rwanda	29	944	484	2	1,565	**3,024**	25	966	497	2	1,581	**3,071**
Other	16	84	112	1	1,341	**1,554**	17	98	135	-	1,458	**1,708**

Country of Origin	2026					
	*Dadaab Camp	Kakuma Camp	Kalobeyei Settlement	Urban (Eldoret)	Urban (Nbi, Nak & Msa)	Total
Total	**425,797**	**233,035**	**85,284**	**2,495**	**118,387**	**864,998**
Somalia	412,126	40,628	130	58	25,274	**478,216**
South Sudan	2,779	134,248	62,622	2,234	8,787	**210,670**
DR Congo	358	20,757	5,510	60	40,245	**66,930**
Ethiopia	10,195	7,210	5,393	57	20,493	**43,348**
Burundi	115	15,328	9,018	11	10,569	**35,041**
Sudan	84	11,592	929	52	1,027	**13,684**
Uganda	89	1,880	1,045	8	1,386	**4,408**
Eritrea	5	312	1	13	7,576	**7,907**
Rwanda	26	977	499	2	1,586	**3,090**
Other	20	103	137	-	1,444	**1,704**

TREND BY LOCATION

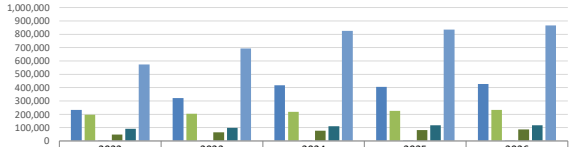

	2022	2023	2024	2025	2026
*Dadaab Camp	233,661	320,572	416,403	406,725	425,797
Kakuma Camp	197,437	203,861	218,660	225,701	233,035
Urban (Eldoret)	2,697	2,105	2,191	2,425	2,495
Kalobeyei Settlement	48,795	66,029	77,202	82,629	85,284
Urban (Nbi, Nak & Msa)	90,918	99,301	109,476	118,313	118,387
Total	573,508	691,868	823,932	835,793	864,998

TREND BY MAJOR COUNTRIES OF ORIGIN

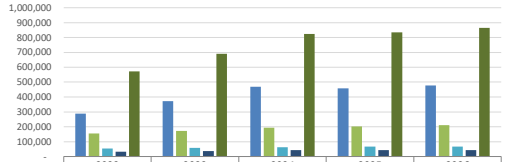

	2022	2023	2024	2025	2026
Somalia	288,648	371,919	468,507	459,131	478,216
South Sudan	153,384	171,402	192,910	202,863	210,670
DR Congo	53,980	58,576	63,203	66,043	66,930
Ethiopia	32,737	37,084	42,227	42,897	43,348
Total	573,508	691,868	823,932	835,793	864,998

FIVE YEAR POPULATION TREND

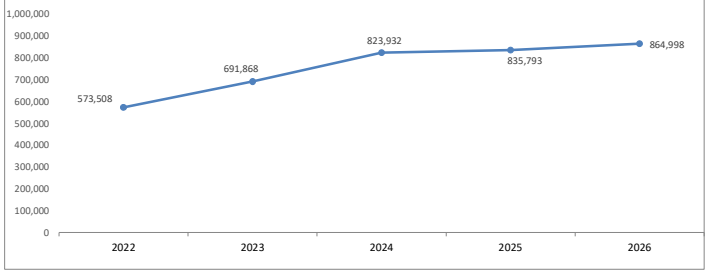

REFUGEES AND ASYLUM SEEKERS IN KENYA : DEMOGRAPHIC BREAKDOWN

Total Kenya

Age Group	Sex				Total	
	Female		Male			
	#	%	#	%	#	%
0-4	53,512	6.2%	55,084	6.4%	108,596	12.6%
5-11	92,536	10.7%	98,271	11.4%	190,807	22.1%
12-17	65,616	7.6%	75,652	8.7%	141,268	16.3%
18-59	196,345	22.7%	202,077	23.4%	398,422	46.1%
60 and above	14,536	1.7%	11,369	1.3%	25,905	3.0%
Youth Group (18-35)	131,837	15.2%	153,029	17.7%	284,866	32.9%
Total	**422,545**	**48.8%**	**442,453**	**51.2%**	**864,998**	

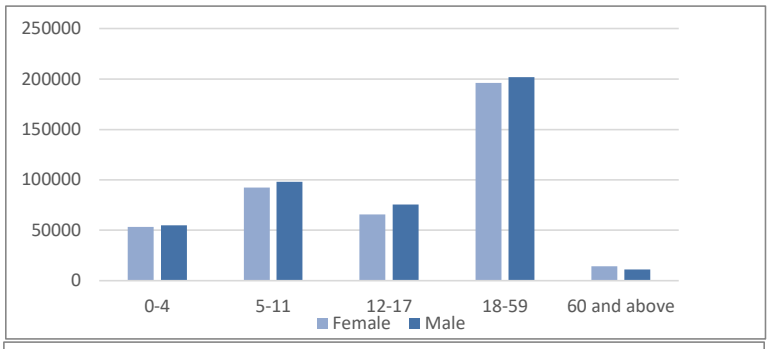

Urban (Nbi, Nak & Msa)

Age Group	Sex				Total	
	Female		Male			
	#	%	#	%	#	%
0-4	2,759	2.3%	2,935	2.5%	5,694	4.8%
5-11	6,784	5.7%	7,243	6.1%	14,027	11.8%
12-17	6,474	5.5%	6,799	5.7%	13,273	11.2%
18-59	36,880	31.2%	44,119	37.3%	80,999	68.4%
60 and above	2,375	2.0%	2,019	1.7%	4,394	3.7%
Youth Group (18-35)	25,407	21.46%	30,171	25.49%	55,578	46.9%
Total	**55,272**	**46.7%**	**63,115**	**53.3%**	**118,387**	

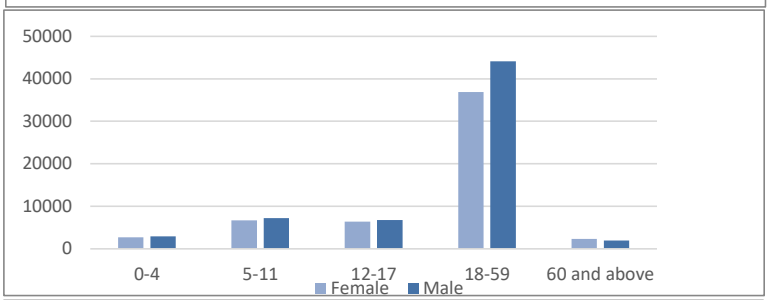

Dadaab Camp

Age Group	Sex				Total	
	Female		Male			
	#	%	#	%	#	%
0-4	31,602	7.4%	32,240	7.6%	63,842	15.0%
5-11	52,496	12.3%	54,997	12.9%	107,493	25.2%
12-17	32,826	7.7%	36,042	8.5%	68,868	16.2%
18-59	91,284	21.4%	77,864	18.3%	169,148	39.7%
60 and above	8,863	2.1%	7,583	1.8%	16,446	3.9%
Youth Group (18-35)	59,528	14.0%	57,090	13.4%	116,618	27.4%
Total	**217,071**	**51.0%**	**208,726**	**49.0%**	**425,797**	

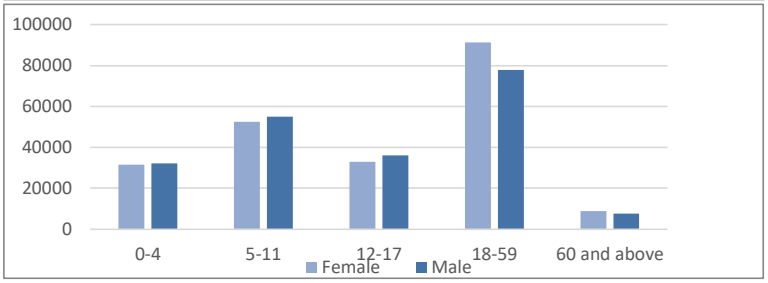

Kakuma Camp

Age Group	Sex				Total	
	Female		Male			
	#	%	#	%	#	%
0-4	19,151	6.0%	19,909	6.2%	39,060	12.2%
5-11	33,256	10.4%	36,031	11.2%	69,287	21.6%
12-17	26,316	8.2%	32,811	10.2%	59,127	18.4%
18-59	68,181	21.3%	80,094	25.0%	148,275	46.2%
60 and above	3,298	1.0%	1,767	0.6%	5,065	1.6%
Youth Group (18-35)	46,902	14.6%	65,768	20.5%	112,670	35.1%
Total	**150,202**	**46.8%**	**170,612**	**53.2%**	**320,814**	

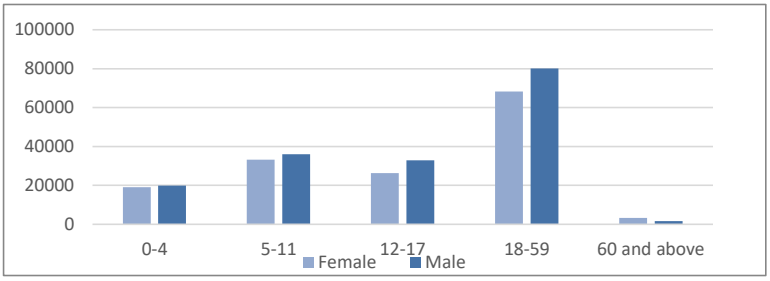

REFUGEES IN KENYA BY COUNTRY OF ORIGIN AND LOCATION

Country of Origin	2022						2023						2024						2025						2026					
	Dadaab Camp	Kakuma Camp	Kalobeyei Settlement	Urban (Eldoret)	Urban (Nbi, Nak & Msa)	Total	Dadaab Camp	Kakuma Camp	Kalobeyei Settlement	Urban (Eldoret)	Urban (Nbi, Nak & Msa)	Total	Dadaab Camp	Kakuma Camp	Kalobeyei Settlement	Urban (Eldoret)	Urban (Nbi, Nak & Msa)	Total	Dadaab Camp	Kakuma Camp	Kalobeyei Settlement	Urban (Eldoret)	Urban (Nbi, Nak & Msa)	Total	Dadaab Camp	Kakuma Camp	Kalobeyei Settlement	Urban (Eldoret)	Urban (Nbi, Nak & Msa)	Total
Total	**232,233**	**166,898**	**44,479**	**2,544**	**58,331**	**504,485**	**247,275**	**173,930**	**54,098**	**1,922**	**61,686**	**538,911**	**278,094**	**192,548**	**63,894**	**2,055**	**67,678**	**604,269**	**272,858**	**225,701**	**69,982**	**2,254**	**70,996**	**617,134**	**282,066**	**208,032**	**72,796**	**2,295**	**70,794**	**635,983**
Somalia	225,565	37,271	103	58	16,928	**279,925**	239,263	35,820	111	57	17,583	**292,834**	267,944	37,402	115	58	18,977	**324,496**	262,622	37,927	116	56	18,750	**319,471**	271,495	38,576	105	56	18,743	**328,975**
South Sudan	594	104,503	37,198	2,485	8,509	**153,289**	1,289	112,898	46,665	1,865	8,516	**171,233**	2,226	124,471	55,523	1,996	8,609	**192,825**	2,644	128,945	60,238	2,193	8,752	**202,772**	2,779	134,202	62,608	2,234	8,725	**210,548**
DR Congo	105	9,696	1,398	0	21,806	**33,005**	131	9,911	1,453		23,413	**34,908**	211	13,139	1,995	0	24,878	**40,223**	277	15,025	2,891	-	26,079	**44,272**	288	15,645	3,213	0	26,023	**45,169**
Ethiopia	5,849	4,219	4,377	0	7,175	**21,620**	6,440	3,985	4,276		7,937	**22,638**	7,466	4,516	4,451	0	10,554	**26,987**	7,041	5,062	4,648	-	12,123	**28,874**	7,227	5,160	4,697	0	12,048	**29,132**
Burundi	32	5,320	1,233	0	1,574	**8,159**	30	5,536	1,401		1,714	**8,681**	73	6,199	1,560	0	1,773	**9,605**	90	6,677	1,675	-	1,923	**10,365**	91	6,822	1,718	0	1,921	**10,552**
Sudan	13	5,252	136	1	138	**5,540**	41	5,140	149		148	**5,478**	81	6,167	199	1	204	**6,652**	80	6,641	345	5	312	**7,383**	81	6,860	385	5	312	**7,643**
Uganda	69	366	29	0	337	**801**	69	365	33		348	**815**	73	387	32	0	343	**835**	73	446	32	-	339	**890**	73	452	32	0	334	**891**
Eritrea	2	19	0	0	921	**942**	3	16			1,013	**1,032**	2	20	0	0	1,216	**1,238**	4	23	-	-	1,582	**1,609**	4	23	0	0	1,573	**1,600**
Rwanda	1	235	1	0	574	**811**	6	242	1		596	**845**	15	231	10	0	620	**876**	24	265	21	-	628	**938**	25	264	22	0	625	**936**
Other	3	17	4	0	369	**393**	3	17	9		418	**447**	3	16	9	0	504	**532**	3	33	16	-	508	**560**	3	28	16	0	490	**537**

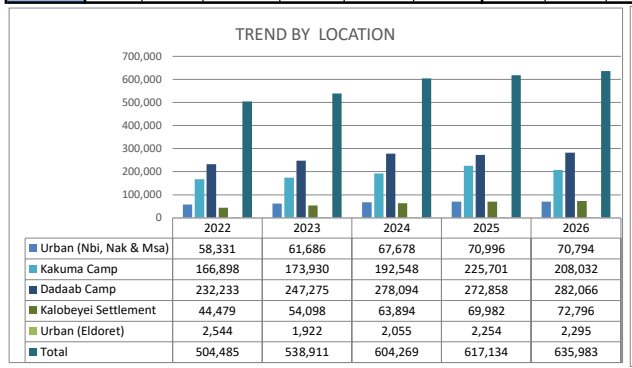

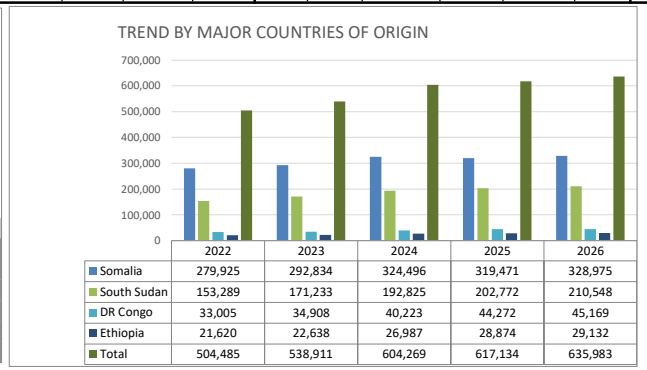

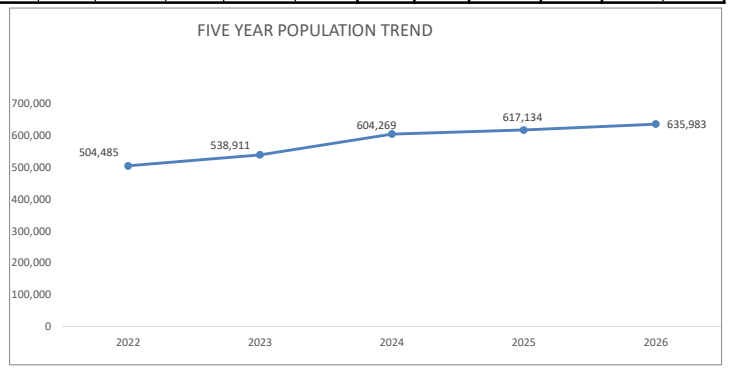

ASYLUM SEEKERS STATISTICS BY COUNTRY OF ORIGIN AND LOCATION

Country of Origin	2022						2023						2024						2025						2026					
	Dadaab Camp	Kakuma Camp	Kalobeyei Settlement	Urban (Eldoret)	Urban (Nbi, Nak & Msa)	Total	Dadaab Camp	Kakuma Camp	Kalobeyei Settlement	Urban (Eldoret)	Urban (Nbi, Nak & Msa)	Total	Dadaab Camp	Kakuma Camp	Kalobeyei Settlement	Urban (Eldoret)	Urban (Nbi, Nak & Msa)	Total	Dadaab Camp	Kakuma Camp	Kalobeyei Settlement	Urban (Eldoret)	Urban (Nbi, Nak & Msa)	Total	Dadaab Camp	Kakuma Camp	Kalobeyei Settlement	Urban (Eldoret)	Urban (Nbi, Nak & Msa)	Total
Total	**1,428**	**30,539**	**4,316**	**158**	**32,587**	**69,023**	**73,297**	**29,931**	**11,921**	**183**	**37,615**	**152,947**	**138,309**	**26,112**	**13,308**	**136**	**41,798**	**219,663**	**133,867**	**225,701**	**12,647**	**171**	**47,317**	**218,659**	**143,731**	**25,003**	**12,488**	**200**	**47,593**	**229,015**
DR Congo	18	8,460	546	5	11,946	**20,975**	61	8,607	2,325	7	12,668	**23,668**	47	6,507	2,797	10	13,619	**22,980**	60	5,164	2,501	38	14,008	**21,771**	70	5,112	2,297	60	14,222	**21,761**
Ethiopia	1,011	2,431	982	85	6,608	**11,117**	2,590	2,407	948	98	8,403	**14,446**	2,913	2,488	874	58	8,907	**15,240**	2,766	2,076	709	57	8,415	**14,023**	2,968	2,050	696	57	8,445	**14,216**
Burundi	26	10,833	1,871	8	3,694	**16,432**	31	10,400	7,014	9	5,064	**22,518**	20	8,575	7,502	10	6,668	**22,775**	23	8,237	7,231	11	8,718	**24,220**	24	8,506	7,300	11	8,648	**24,489**
Sudan	3	4,572	237	25	62	**4,899**	9	4,457	326	35	273	**5,100**	3	4,240	598	31	645	**5,517**	3	4,635	578	40	710	**5,966**	3	4,732	544	47	715	**6,041**
Somalia	351	1,625	24	2	6,721	**8,723**	70,580	1,642	37	2	6,824	**79,085**	135,209	2,007	31	2	6,762	**144,011**	130,983	2,123	31	2	6,521	**139,660**	140,631	2,052	25	2	6,531	**149,241**
Uganda	6	1,766	556	12	618	**2,958**	6	1,419	791	8	750	**2,974**	16	1,317	920	8	939	**3,200**	16	1,344	995	8	1,054	**3,417**	16	1,428	1,013	8	1,052	**3,517**
Eritrea	2	53	1	11	1,590	**1,657**	2	145	1	18	2,061	**2,227**	74	180	1	14	2,416	**2,685**	1	289	1	13	5,926	**6,230**	1	289	1	13	6,003	**6,307**
Rwanda	9	696	78	1	709	**1,493**	9	725	433	1	829	**1,997**	14	713	474	2	945	**2,148**	1	701	476	2	953	**2,133**	1	713	477	2	961	**2,154**
Other	-	63	16	4	591	**674**	9	57	14	4	689	**773**	13	68	103	1	837	**1,022**	14	65	119	-	950	**1,148**	17	75	121	-	954	**1,167**
South Sudan	2	40	5	-	48	95	-	72	32	1	54	159	-	17	8	-	60	**85**	-	23	6	-	62	**91**	-	46	14	-	62	**122**

TREND BY LOCATION

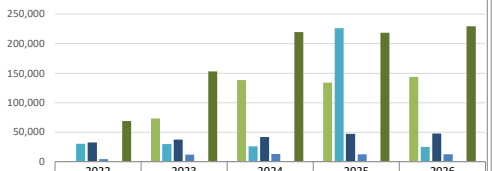

	2022	2023	2024	2025	2026
Dadaab Camp	1,428	73,297	138,309	133,867	143,731
Kakuma Camp	30,539	29,931	26,112	225,701	25,003
Urban (Nbi, Nak & Msa)	32,587	37,615	41,798	47,317	47,593
Kalobeyei Settlement	4,316	11,921	13,308	12,647	12,488
Urban (Eldoret)	158	183	136	171	200
Total	69,023	152,947	219,663	218,659	229,015

TREND BY MAJOR COUNTRIES OF ORIGIN

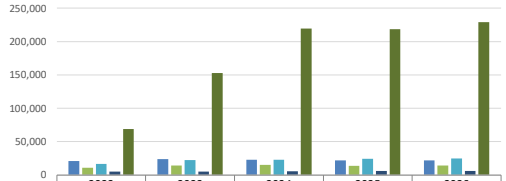

	2022	2023	2024	2025	2026
DR Congo	20,975	23,668	22,980	21,771	21,761
Ethiopia	11,117	14,446	15,240	14,023	14,216
Burundi	16,432	22,518	22,775	24,220	24,489
Sudan	4,899	5,100	5,517	5,966	6,041
Total	69,023	152,947	219,663	218,659	229,015

FIVE YEAR POPULATION TREND

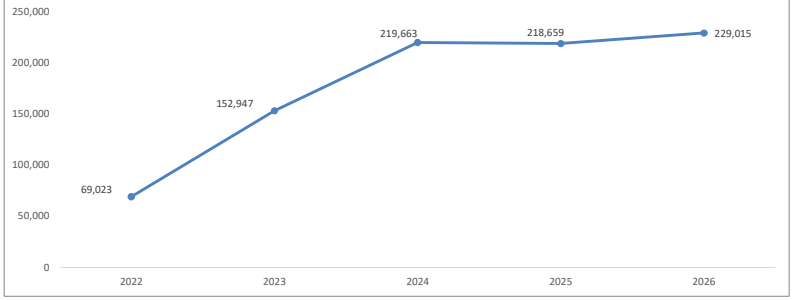

KENYA REGISTRATION TREND BY LOCATION AND COUNTRY OF ORIGIN

Total Kenya

Month	Total	AFG	ANG	BDI	BKF	CAR	COB	COD	CMR	ERT	ETH	ICO	LBR	NIG	RSA	RWA	SLE	SOM	SSD	SUD	SYR	TAN	TIB	TUR	UGA	YEM	ZIM	OTHER
Jan	**241**	-	-	13	-	-	-	36	-	-	-	-	-	-	-	-	-	19	151	15	-	-	-	-	7	-	-	-
Feb	**646**	-	-	53	-	-	-	64	-	-	4	-	-	-	-	1	-	38	422	62	-	-	-	-	2	-	-	-
Mar	**2,995**	-	-	120	-	-	-	187	-	-	40	-	4	-	-	5	-	1,241	1,239	109	-	7	-	-	43	-	-	-
Apr	**4,306**	-	-	168	-	-	-	148	-	-	98	-	-	-	-	4	-	2,653	1,136	67	-	1	-	-	31	-	-	-
May	**3,987**	-	-	94	-	-	-	181	-	-	61	-	-	-	-	3	-	2,322	1,262	46	-	2	-	-	15	-	-	1
Jun	**4,758**	2	-	99	-	-	-	152	-	47	54	-	-	-	-	3	-	2,255	2,058	78	-	-	-	-	10	-	-	-
Jul	**6,728**	2	-	102	-	-	2	403	-	32	167	-	-	-	-	12	-	4,232	1,696	68	-	-	-	-	12	-	-	-
Aug	**0**	-	-	-	-	-	-	-	-	-	-	-	-	-	-	-	-	-	-	-	-	-	-	-	-	-	-	-
Sep	**0**	-	-	-	-	-	-	-	-	-	-	-	-	-	-	-	-	-	-	-	-	-	-	-	-	-	-	-
Oct	**0**	-	-	-	-	-	-	-	-	-	-	-	-	-	-	-	-	-	-	-	-	-	-	-	-	-	-	-
Nov	**0**	-	-	-	-	-	-	-	-	-	-	-	-	-	-	-	-	-	-	-	-	-	-	-	-	-	-	-
Dec	**0**	-	-	-	-	-	-	-	-	-	-	-	-	-	-	-	-	-	-	-	-	-	-	-	-	-	-	-
Total	**23,661**	**4**	**0**	**649**	**0**	**0**	**2**	**1,171**	**0**	**79**	**424**	**0**	**4**	**0**	**0**	**28**	**0**	**12,760**	**7,964**	**445**	**0**	**10**	**0**	**0**	**120**	**0**	**0**	**1**

Urban (Nairobi, Mombasa & Nakuru)

Month	Total	AFG	ANG	BDI	BKF	CAR	COB	COD	CMR	ERT	ETH	IND	LBR	NIG	RSA	RWA	SLE	SOM	SSD	SUD	SYR	TAN	TIB	TUR	UGA	YEM	ZIM	OTHER
Jan	**0**	-	-	-	-	-	-	-	-	-	-	-	-	-	-	-	-	-	-	-	-	-	-	-	-	-	-	-
Feb	**3**	-	-	-	-	-	-	2	-	-	1	-	-	-	-	-	-	-	-	-	-	-	-	-	-	-	-	-
Mar	**2**	-	-	2	-	-	-	-	-	-	-	-	-	-	-	-	-	-	-	-	-	-	-	-	-	-	-	-
Apr	**17**	-	-	-	-	-	-	12	-	-	1	-	-	-	-	2	-	-	2	-	-	-	-	-	-	-	-	-
May	**26**	-	-	-	-	-	-	18	-	-	-	-	-	-	-	-	-	1	5	-	-	2	-	-	-	-	-	-
Jun	**114**	2	-	1	-	-	-	38	-	47	13	-	-	-	-	1	-	8	4	-	-	-	-	-	-	-	-	-
Jul	**418**	2	-	14	-	-	-	274	-	32	39	-	-	-	-	9	-	26	13	9	-	-	-	-	-	-	-	-
Aug	**0**	-	-	-	-	-	-	-	-	-	-	-	-	-	-	-	-	-	-	-	-	-	-	-	-	-	-	-
Sep	**0**	-	-	-	-	-	-	-	-	-	-	-	-	-	-	-	-	-	-	-	-	-	-	-	-	-	-	-
Oct	**0**	-	-	-	-	-	-	-	-	-	-	-	-	-	-	-	-	-	-	-	-	-	-	-	-	-	-	-
Nov	**0**	-	-	-	-	-	-	-	-	-	-	-	-	-	-	-	-	-	-	-	-	-	-	-	-	-	-	-
Dec	**0**	-	-	-	-	-	-	-	-	-	-	-	-	-	-	-	-	-	-	-	-	-	-	-	-	-	-	-
Total	**580**	**4**	**0**	**17**	**0**	**0**	**0**	**344**	**0**	**79**	**54**	**0**	**0**	**0**	**0**	**12**	**0**	**35**	**24**	**9**	**0**	**2**	**0**	**0**	**0**	**0**	**0**	**0**

Dadaab

Month	Total	AFG	ANG	BDI	BKF	CAR	COB	COD	CMR	ERT	ETH	ICO	LBR	NIG	RSA	RWA	SLE	SOM	SSD	SUD	SYR	TAN	TIB	TUR	UGA	YEM	ZIM	Other
Jan	**0**	-	-	-	-	-	-	-	-	-	-	-	-	-	-	-	-	-	-	-	-	-	-	-	-	-	-	-
Feb	**9**	-	-	-	-	-	-	-	-	-	-	-	-	-	-	-	-	9	-	-	-	-	-	-	-	-	-	-
Mar	**1,162**	-	-	-	-	-	-	-	-	-	16	-	-	-	-	-	-	1,145	1	-	-	-	-	-	-	-	-	-
Apr	**2,584**	-	-	-	-	-	-	4	-	-	58	-	-	-	-	-	-	2,518	4	-	-	-	-	-	-	-	-	-
May	**2,307**	-	-	1	-	-	-	1	-	-	42	-	-	-	-	-	-	2,245	17	-	-	-	-	-	-	-	-	1
Jun	**2,195**	-	-	1	-	-	-	2	-	-	31	-	-	-	-	-	-	2,151	10	-	-	-	-	-	-	-	-	-
Jul	**4,241**	-	-	1	-	-	2	7	-	-	105	-	-	-	-	-	-	4,082	44	-	-	-	-	-	-	-	-	-
Aug	**0**	-	-	-	-	-	-	-	-	-	-	-	-	-	-	-	-	-	-	-	-	-	-	-	-	-	-	-
Sep	**0**	-	-	-	-	-	-	-	-	-	-	-	-	-	-	-	-	-	-	-	-	-	-	-	-	-	-	-
Oct	**0**	-	-	-	-	-	-	-	-	-	-	-	-	-	-	-	-	-	-	-	-	-	-	-	-	-	-	-
Nov	**0**	-	-	-	-	-	-	-	-	-	-	-	-	-	-	-	-	-	-	-	-	-	-	-	-	-	-	-
Dec	**0**	-	-	-	-	-	-	-	-	-	-	-	-	-	-	-	-	-	-	-	-	-	-	-	-	-	-	-
Total	**12,498**	**0**	**0**	**3**	**0**	**0**	**2**	**14**	**0**	**0**	**252**	**0**	**0**	**0**	**0**	**0**	**0**	**12,150**	**76**	**0**	**0**	**0**	**0**	**0**	**0**	**0**	**0**	**1**

Kakuma, Kalobeyei & Eldoret (Urban)

Month	Total	AFG	ANG	BDI	BKF	CAR	COB	COD	CMR	ERT	ETH	ICO	LBR	NIG	RSA	RWA	SLE	SOM	SSD	SUD	SYR	TAN	TIB	TUR	UGA	YEM	ZIM	Other
Jan	**241**	-	-	13	-	-	-	36	-	-	-	-	-	-	-	-	-	19	151	15	-	-	-	-	7	-	-	-
Feb	**634**	-	-	53	-	-	-	62	-	-	3	-	-	-	-	1	-	29	422	62	-	-	-	-	2	-	-	-
Mar	**1,831**	-	-	118	-	-	-	187	-	-	24	-	4	-	-	5	-	96	1,238	109	-	7	-	-	43	-	-	-
Apr	**1,705**	-	-	168	-	-	-	132	-	-	39	-	-	-	-	2	-	135	1,130	67	-	1	-	-	31	-	-	-
May	**1,654**	-	-	93	-	-	-	162	-	-	19	-	-	-	-	3	-	76	1,240	46	-	-	-	-	15	-	-	-
Jun	**2,449**	-	-	97	-	-	-	112	-	-	10	-	-	-	-	2	-	96	2,044	78	-	-	-	-	10	-	-	-
Jul	**2,069**	-	-	87	-	-	-	122	-	-	23	-	-	-	-	3	-	124	1,639	59	-	-	-	-	12	-	-	-
Aug	**0**	-	-	-	-	-	-	-	-	-	-	-	-	-	-	-	-	-	-	-	-	-	-	-	-	-	-	-
Sep	**0**	-	-	-	-	-	-	-	-	-	-	-	-	-	-	-	-	-	-	-	-	-	-	-	-	-	-	-
Oct	**0**	-	-	-	-	-	-	-	-	-	-	-	-	-	-	-	-	-	-	-	-	-	-	-	-	-	-	-
Nov	**0**	-	-	-	-	-	-	-	-	-	-	-	-	-	-	-	-	-	-	-	-	-	-	-	-	-	-	-
Dec	**0**	-	-	-	-	-	-	-	-	-	-	-	-	-	-	-	-	-	-	-	-	-	-	-	-	-	-	-
Total	**10,583**	**0**	**0**	**629**	**0**	**0**	**0**	**813**	**0**	**0**	**118**	**0**	**4**	**0**	**0**	**16**	**0**	**575**	**7,864**	**436**	**0**	**8**	**0**	**0**	**120**	**0**	**0**	**0**

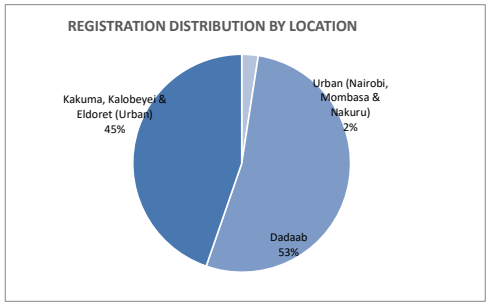

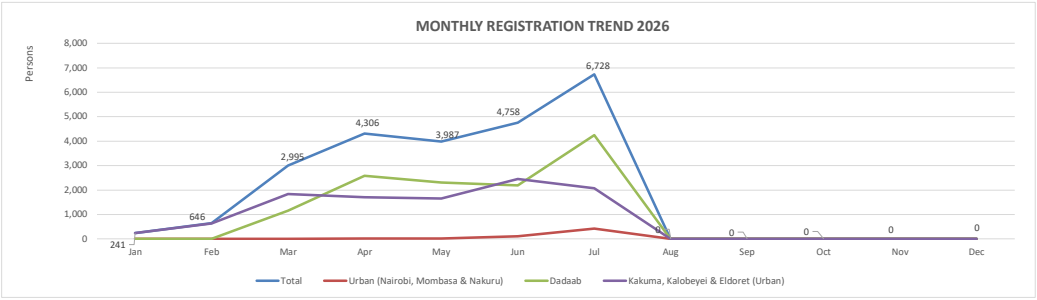

INDIVIDUAL ASYLUM APPLICATIONS AND REFUGEE STATUS DETERMINATION TREND

Total

Month	Pending begin	Applied	Recognized	Rejected	Oth. Closed	Total Decided	Pending end
Jan	218,659	70	452	-	22	474	218,255
Feb	218,255	138	0	-	7	7	218,386
Mar	218,386	656	45	-	17	62	220,448
Apr	220,448	709	0	-	18	18	223,444
May	223,444	585	289	-	13	302	225,084
Jun	225,084	968	306	2	12	320	226,119
Jul	226,119	1,335	1,065	0	122	1187	229,015
Aug	0	0	0	0	0	0	0
Sep	0	0	0	0	0	0	0
Oct	0	0	0	0	0	0	0
Nov	0	0	0	0	0	0	0
Dec	0	0	0	0	0	0	0
Total		**4,461**	**2,157**	**2**	**211**	**2,370**	

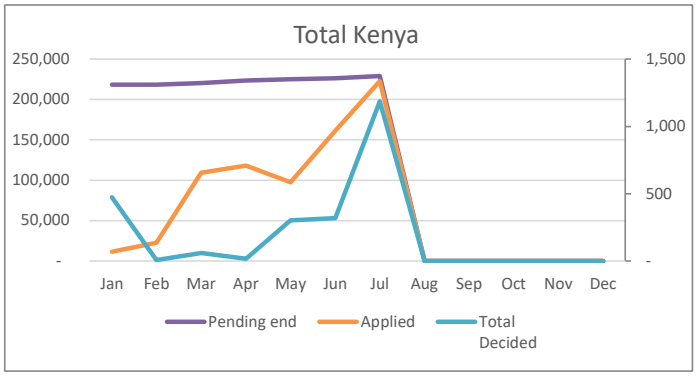

Urban

Month	Pending begin	Applied	Recognized	Rejected	Oth. Closed	Total Decided	Pending end
Jan	47,317	0	0	0	7	7	47,310
Feb	47,310	2	0	0	4	4	47,308
Mar	47,308	3	0	0	2	2	47,295
Apr	47,295	8	0	0	0	0	47,288
May	47,288	20	0	0	0	0	47,308
Jun	47,308	70	0	2	0	2	47,302
Jul	47,302	292	2	0	8	10	47,593
Aug	0	0	0	0	0	0	0
Sep	0	0	0	0	0	0	0
Oct	0	0	0	0	0	0	0
Nov	0	0	0	0	0	0	0
Dec	0	0	0	0	0	0	0
Total		**395**	**2**	**2**	**21**	**25**	

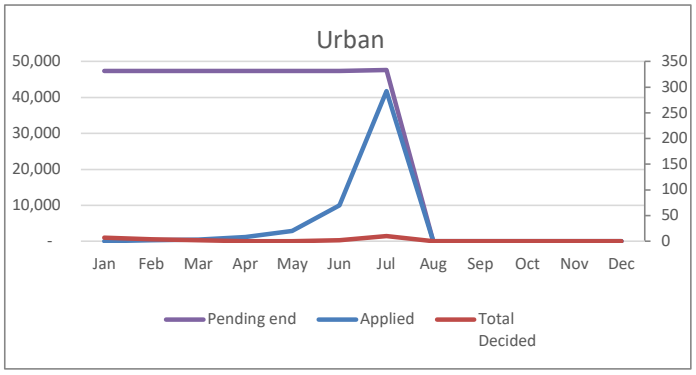

Dadaab

Month	Pending begin	Applied	Recognized	Rejected	Oth. Closed	Total Decided	Pending end
Jan	133,867	0	0	0	11	11	133,856
Feb	133,856	7	0	0	0	0	133,863
Mar	133,863	285	0	0	0	0	135,630
Apr	135,630	372	0	0	0	0	138,322
May	138,322	343	0	0	0	0	140,022
Jun	140,022	654	0	0	1	1	141,136
Jul	141,136	824	968	0	0	968	143,731
Aug	0	0	0	0	0	0	0
Sep	0	0	0	0	0	0	0
Oct	0	0	0	0	0	0	0
Nov	0	0	0	0	0	0	0
Dec	0	0	0	0	0	0	0
Total		**2,485**	**968**	**0**	**12**	**980**	

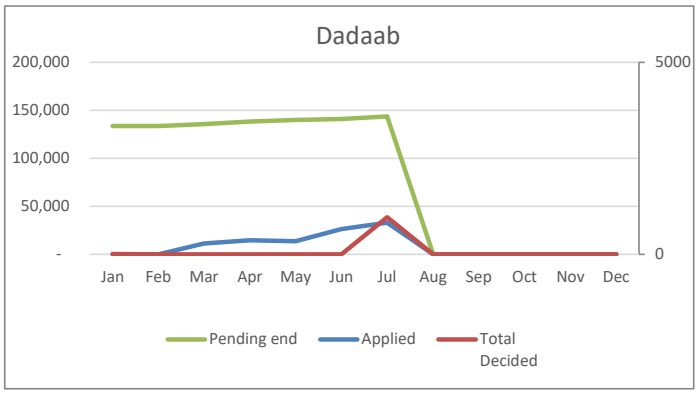

Kakuma, Kalobeyei & Eldoret

Month	Pending begin	Applied	Recognized	Rejected	Oth. Closed	Total Decided	Pending end
Jan	37,475	70	452	0	4	456	37,089
Feb	37,089	129	0	0	3	3	37,215
Mar	37,215	368	45	0	15	60	37,523
Apr	37,523	329	0	0	18	18	37,834
May	37,834	222	289	0	13	302	37,754
Jun	37,754	244	306	0	11	317	37,681
Jul	37,681	219	95	0	114	209	37,691
Aug	0	0	0	0	0	0	0
Sep	0	0	0	0	0	0	0
Oct	0	0	0	0	0	0	0
Nov	0	0	0	0	0	0	0
Dec	0	0	0	0	0	0	0
Total		**1,581**	**1,187**	**0**	**178**	**1,365**	

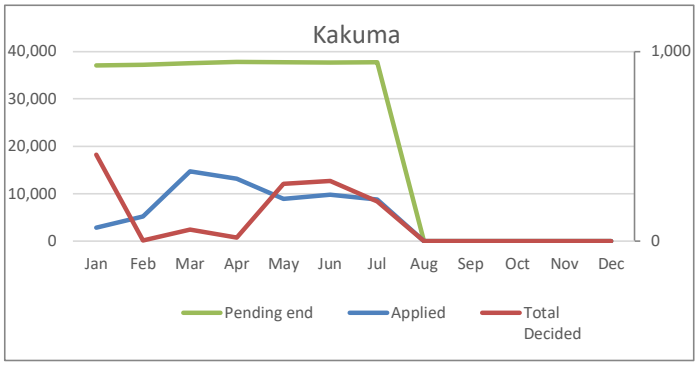

RESETTLEMENT SUBMISSION BY COUNTRY OF ORIGIN

Country of Origin	2015	2016	2017	2018	2019	2020	2021	2022	2023	2024	2025	2026	Total
Somalia	3,909	4,147	929	1,068	1,600	740	643	2,068	1,398	1,173	135	16	17,826
DR Congo	1,326	1,143	424	1,203	916	484	519	700	859	1,015	234	117	8,940
Ethiopia	941	785	237	748	549	337	159	225	332	341	82	14	4,750
South Sudan	420	701	143	1,229	753	152	296	548	375	638	140	53	5,448
Sudan	541	104	4	34	3	2	10	18	63	272	14	1	1,066
Uganda	108	107	47	136	191	12	6	11	3	5	1	-	627
Burundi	121	81	100	121	104	60	54	76	153	215	43	10	1,138
Eritrea	116	55	26	39	36	12	2	10	1	4	1	-	302
Rwanda	78	26	10	17	15	10	6	15	10	10	5	1	203
Other	26	14	20	16	10	11	1	20	8	88	55	-	269
Total	7,586	7,163	1,940	4,611	4,177	1,820	1,696	3,691	3,202	3,761	710	212	40,569

RESETTLEMENT SUBMISSION BY COUNTRY OF RESETTLEMENT

Country of Submission	2015	2016	2017	2018	2019	2020	2021	2022	2023	2024	2025	2026	Total
United States	6,764	6,105	391	1,775	1,115	90	788	2,763	2,220	1,272	23	-	23,306
Australia	107	310	736	1,438	885	281	16	40	93	486	208	13	4,613
Canada	69	75	158	963	958	451	443	152	175	570	370	188	4,572
Germany	-	-	-	-	217	226	142	476	325	1,205	93	1	2,685
United Kingdom	378	397	180	243	297	251	5	11	22	7	2	1	1,794
Sweden	81	262	353	120	662	38	8	3	5	-	-	-	1,532
Norway	11	5	6	1	11	249	240	197	258	3	8	-	989
Netherlands	130	-	-	-	7	138	40	40	103	156	6	-	620
France	-	1	88	46	11	47	10	9	-	49	-	9	270
Other	46	8	28	25	14	49	4	-	1	13	-	-	188
Total	7,586	7,163	1,940	4,611	4,177	1,820	1,696	3,691	3,202	3,761	710	212	40,569

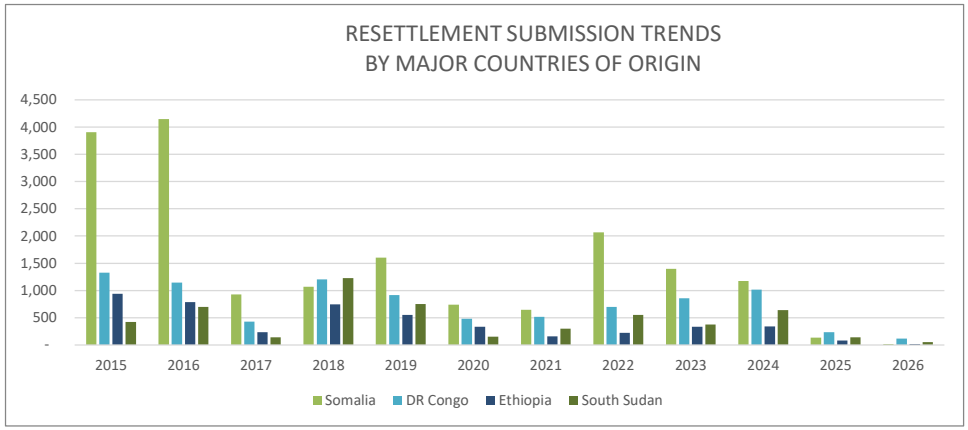

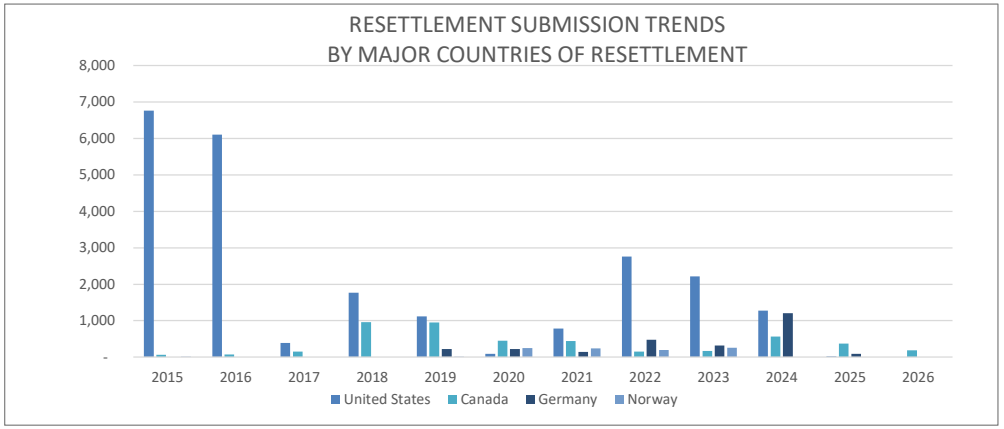

**RST submissions as at end of June 2026*

RESETTLEMENT DEPARTURES BY COUNTRY OF ORIGIN

Country of Origin	2015	2016	2017	2018	2019	2020	2021	2022	2023	2024	2025	2026	Total
Somalia	3,142	5,521	2,102	398	924	220	375	636	369	1,764	726	90	16,267
Ethiopia	645	1,265	663	282	309	45	87	179	196	462	166	22	4,321
DR Congo	874	1,621	730	643	611	64	630	592	426	914	454	23	7,582
South Sudan	136	412	272	100	94	19	245	293	204	940	310	9	3,034
Sudan	46	123	184	9	30	5	35	53	103	170	93	43	894
Eritrea	28	121	62	21	18	4	16	11	6	17	-		304
Burundi	30	70	50	81	133	22	54	51	36	133	62	3	725
Uganda	69	70	50	73	63	60	64	23	21	17	5		515
Rwanda	28	56	24	28	13	7	9	4	2	33	4	1	209
Other	3	27	4	6	26	12	2	-	-	8	18	11	117
Total	5,001	9,286	4,141	1,641	2,221	458	1,517	1,842	1,363	4,458	1,838	202	33,968

RESETTLEMENT DEPARTURES BY COUNTRY OF RESETTLEMENT

Country of Resettlement	2015	2016	2017	2018	2019	2020	2021	2022	2023	2024	2025	2026	Total
USA	3,610	7,665	2,585	633	392	74	329	607	826	2,689	122		19,532
Canada	174	452	725	480	347	93	283	602	72	277	565	148	4,218
Germany	-	-	-	-	-	-	460	295	239	732	565		2,291
Australia	514	580	475	398	666	49	14	22	108	509	361	44	3,740
United Kingdom	308	267	248	111	163	19	2	21	37	163	86	10	1,435
Sweden	341	238	83	4	596	201	131	1	8	5	-		1,608
Norway	32	3	7	-	2	-	219	191	17	69	4		544
Netherlands	2	70	-	-	5	-	30	82	30	2	129		350
France	-	-	1	5	25	9	26	21	15	-	-		102
Other	20	11	17	10	25	13	23	-	11	12	6		148
Total	5,001	9,286	4,141	1,641	2,221	458	1,517	1,842	1,363	4,458	1,838	202	33,968

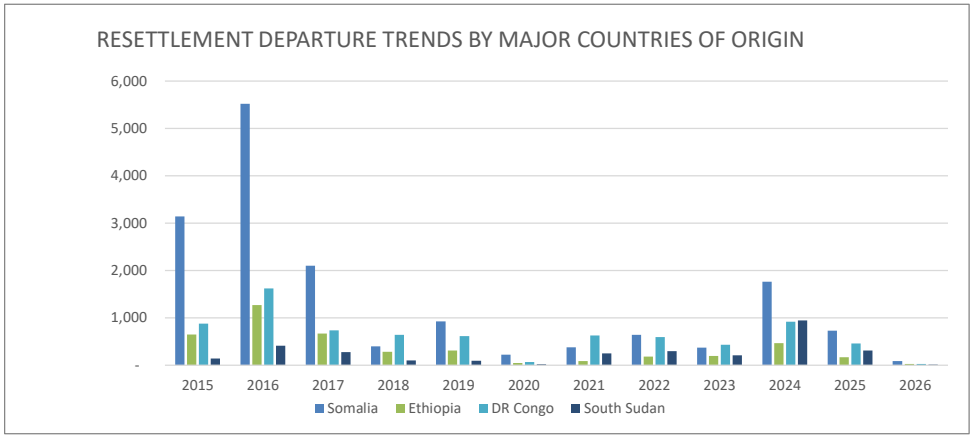

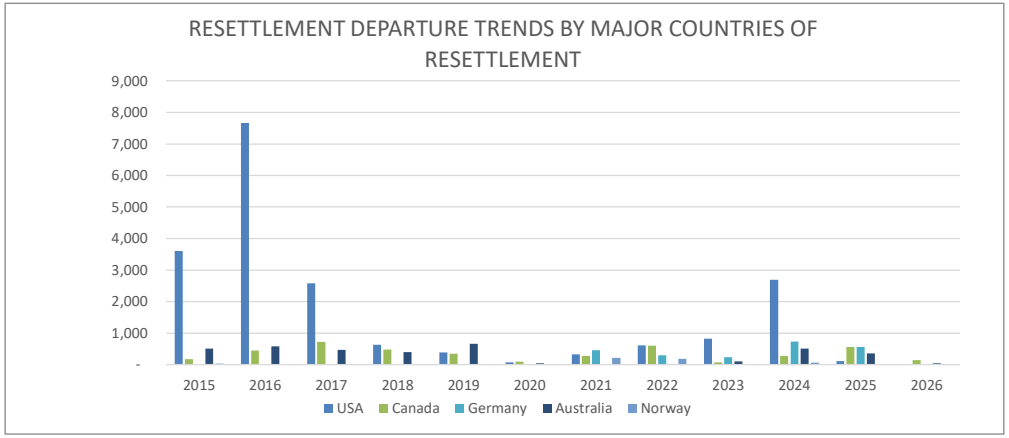

**RST departures as at end of June 2026*

VOLUNTARY REPATRIATION FROM KENYA
BY COUNTRY OF ORIGIN
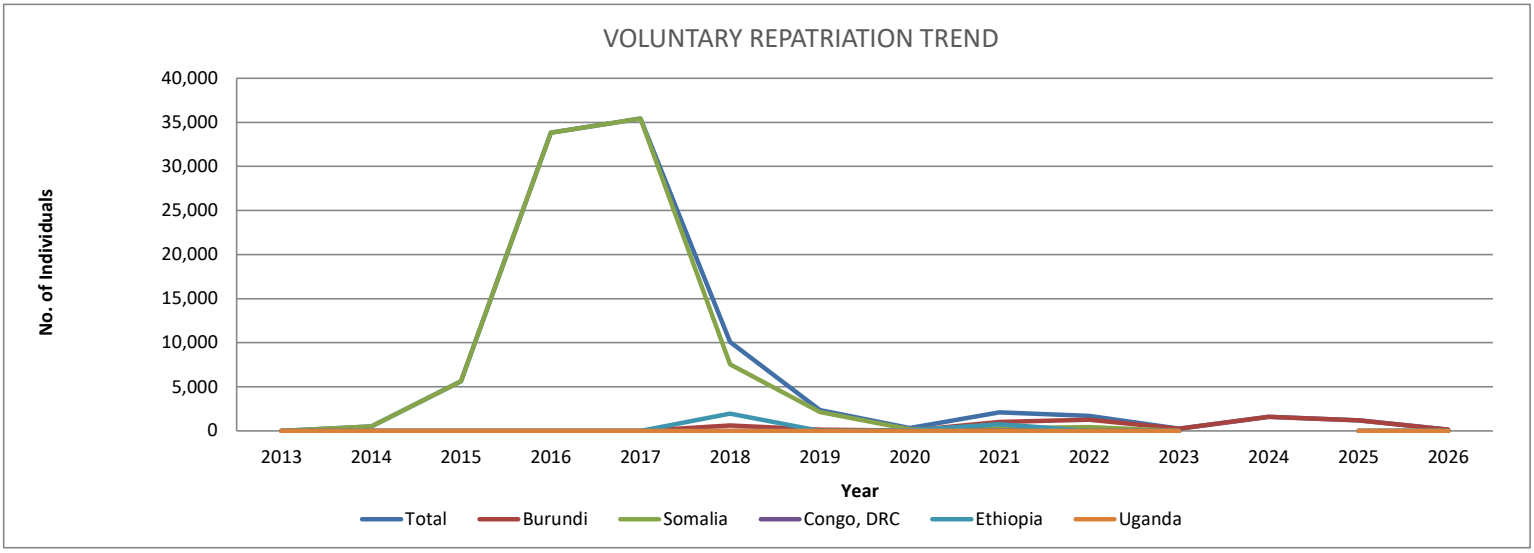
Country of Origin	Year														
	2013	2014	2015	2016	2017	2018	2019	2020	2021	2022	2023	2024	2025	2026	Total
Sudan	-	-	-	-	-	-	-	-	-	-	-		-	-	**0**
Burundi	-	-	-	-	-	586	156	60	1,024	1,255	247	1,590	1,167	158	**6,243**
Rwanda	-	-	-	-	-	-	-	-	-	-	-		-	-	**0**
Mozambique	-	-	-	-	4	-	-	-	-	-	-		-	-	**4**
Somalia	-	481	5,614	33,792	35,409	7,543	2,142	190	294	439	-		-	-	**85,904**
Congo, DRC	3	-	-	-	-	-	15	-	11	1	-		-	-	**30**
Ethiopia	-	-	-	-	-	1,963	5	79	761	-	-		-	-	**2,808**
Uganda	-	-	-	-	-	-	-	-	3	-	-		-	-	**3**
Other	-	-	-	6	-	1	19	-	-	-	-	-	-	-	**26**
Total	**3**	**481**	**5,614**	**33,798**	**35,413**	**10,093**	**2,337**	**329**	**2,093**	**1,695**	**247**	**1,590**	**1,167**	**158**	**95,018**