UNHCR South Sudan
Population Overview of Refugees and Asylum-seekers
(As of 31 July 2026)

658,326 Total Individuals

181,923 Total Ref. & Asy. Households

654,411 Refugees

3,915 Asylum-Seekers

450,063 Total Biometric Enrollment (5 years +)

75% Women & Children

10% Persons with Specific Needs

95% Sudanese Refugees

Population Demographics

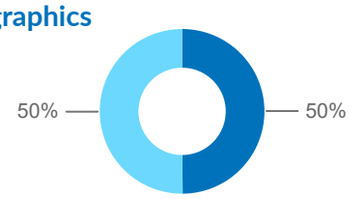

Male Female

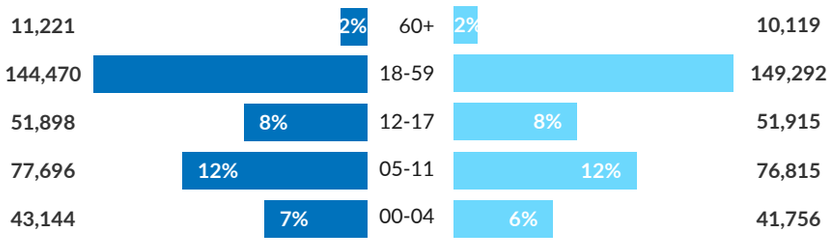

Top 4 Refugees by Country of Origin

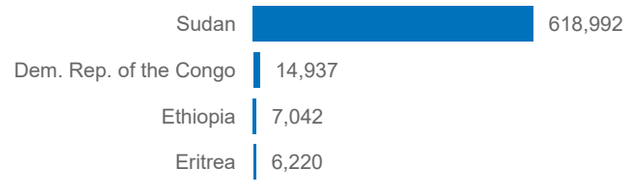

Top 4 Asylum-seekers by Country of Origin

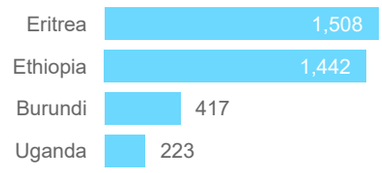

State / Administrative Area	Total	Percentage	Refugee	Asylum-seeker
Upper Nile	311,209	47%	310,881	328
Ruweng Administrative Area	153,456	23%	153,435	21
Central Equatoria	48,754	7%	45,758	2,996
Northern Bahr El Ghazal	35,361	5%	34,872	489
Western Equatoria	21,718	3%	21,647	71
Western Bahr El Ghazal	19,607	3%	19,603	4
Lakes	2,827	0%	2,821	6
Jonglei	2,568	0%	2,568	0
Warrap	1,221	0%	1,221	0
Other Location	61,605	9%	61,605	0
Grand Total	**658,326**	**100%**	**654,411**	**3,915**

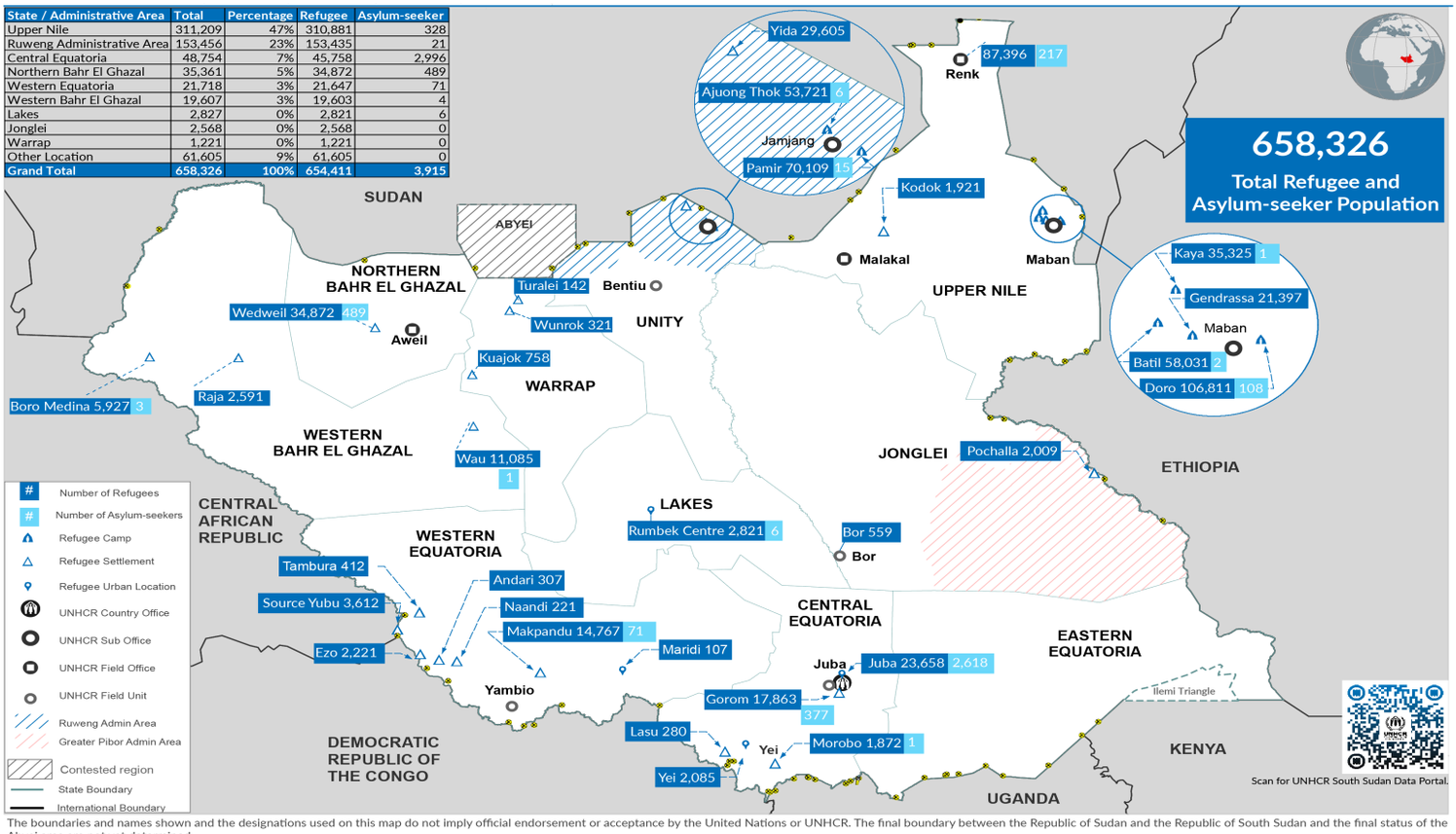

The boundaries and names shown and the designations used on this map do not imply official endorsement or acceptance by the United Nations or UNHCR. The final boundary between the Republic of Sudan and the Republic of South Sudan and the final status of the Abyei area are not yet determined.

As of the end of July 2026, South Sudan hosts 658,326 refugees and asylum-seekers across 181,923 households, settled in 31 locations nationwide. This includes 654,411 registered refugees and 3,915 asylum-seekers. The vast majority 95% (618,992 individuals), are Sudanese refugees, followed by 14,937 (2%) from the Democratic Republic of Congo, 7,042 from Ethiopia, 6,220 from Eritrea, 5,677 from Central African Republic, and 1,543 from other nationalities.

In response to the ongoing conflict in Sudan, the Government of South Sudan continues to grant prima facie refugee status to those fleeing the country. Among the refugees, 49% are female aged 0-59 years, and 75% are female and children combined. The asylum-seeker population is smaller and has a distinct demographic profile. Eritreans accounts for 39% and Ethiopians (37%) of the total, forming the two largest groups, followed by Burundians (11%), Ugandans (6%), Somalia (4%) and (4%) other nationalities.

UNHCR South Sudan
Population Overview of Refugees and Asylum-seekers
(As of 31 July 2026)

New Registration Trends Last 12 months

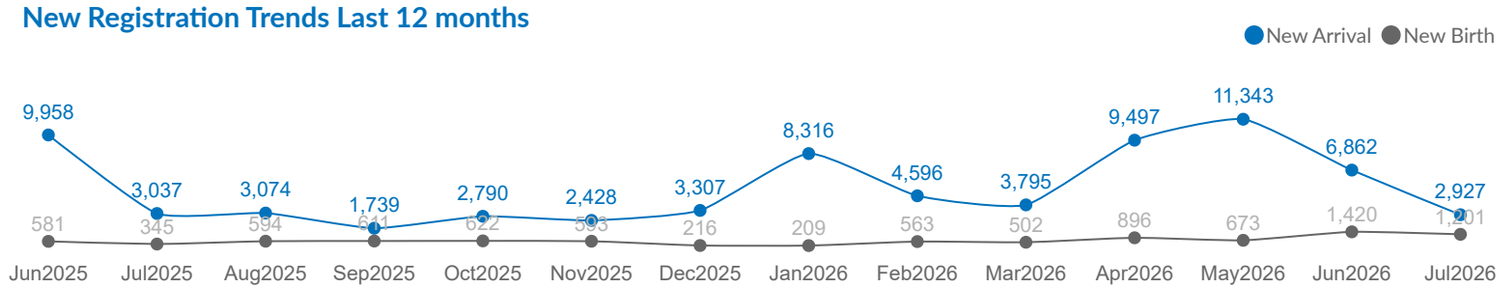

Top 10 Locations by Number of Refugees

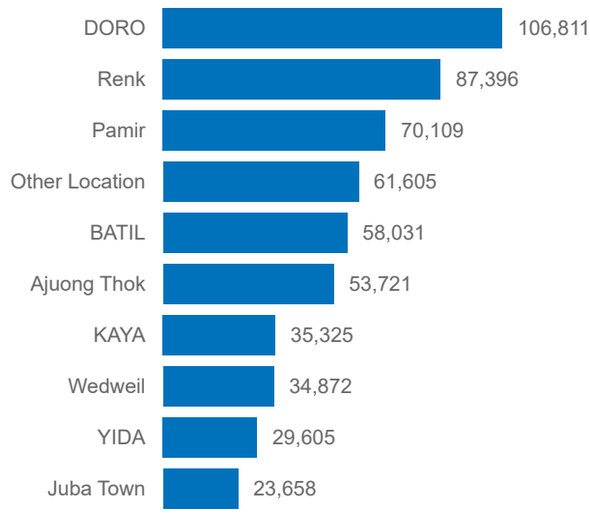

Top 10 Locations by Number of Asylum-seekers

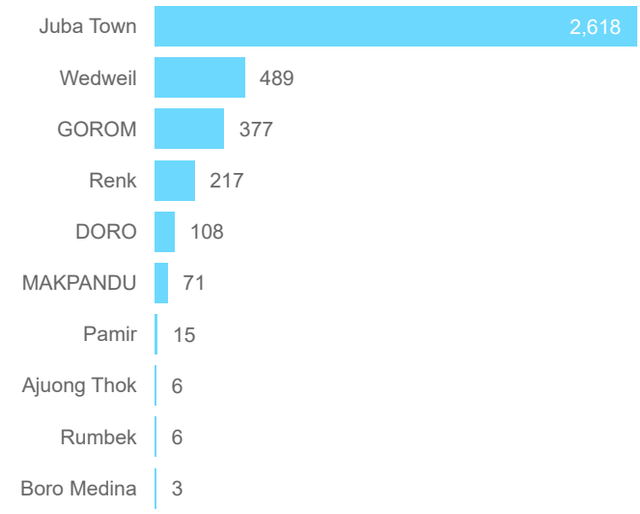

Top 7 Specific Needs*

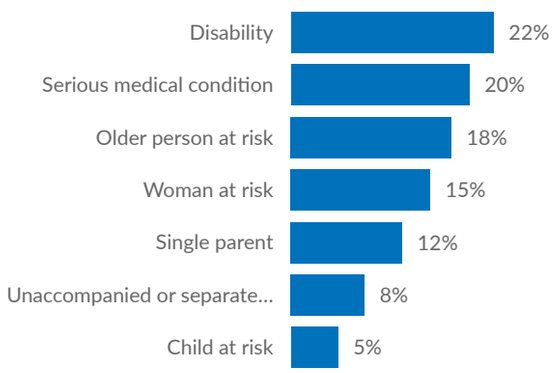

Note: *Percentages represent the share of individuals within the total population identified as having specific needs.

Specific Need by Age & Gender

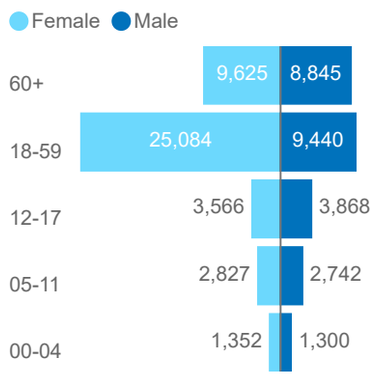

Population per Location Type

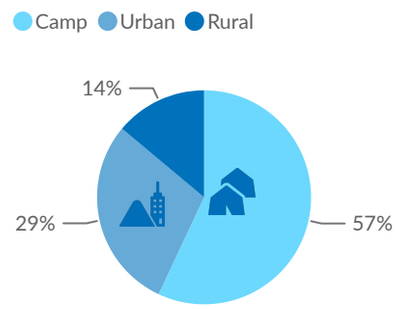

Education Level

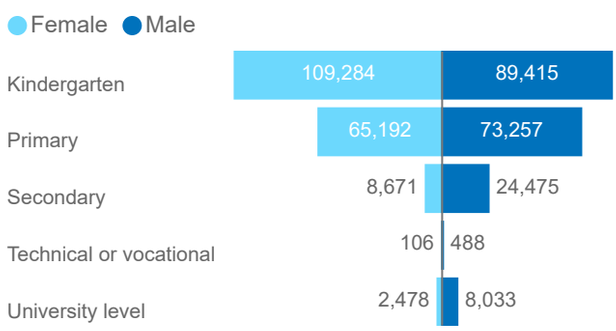
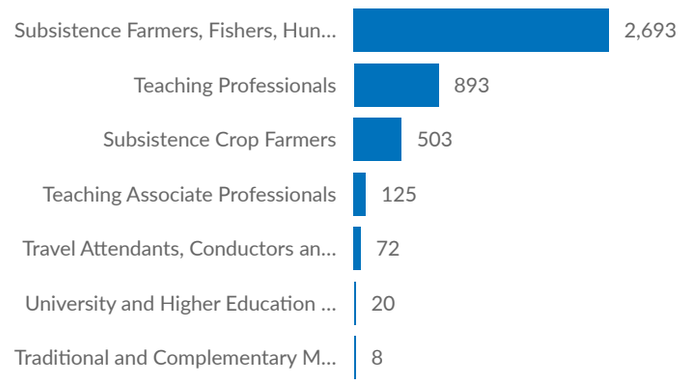
Top 7 Professional Skills