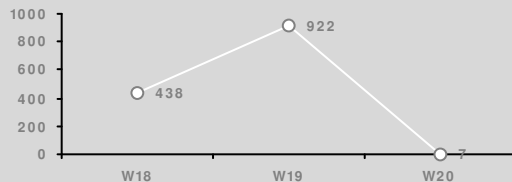


POPULATION STATISTICS AS OF 26-May-13 GENDRASSA

Week 21 (20-May-13 to 26-May-13)



Weekly registration
20-May-13 to 26-May-13

TOTAL NEW REGISTRATION: 0
Newly Registration Active: 0
Newly Registration Hold: 0
Newly Registered HH 0

- New Birth: 0 (0%)
- Minor: 0 (0%)
- Female: 0 (0%)
- Unaccompanied and Separated Children: 0
- Women at risk: 0
- * All individuals with specific needs have been referred to concerned partners
- * An individual may have more than one specific needs

INACTIVE/CLOSURE AND REACTIVATION:

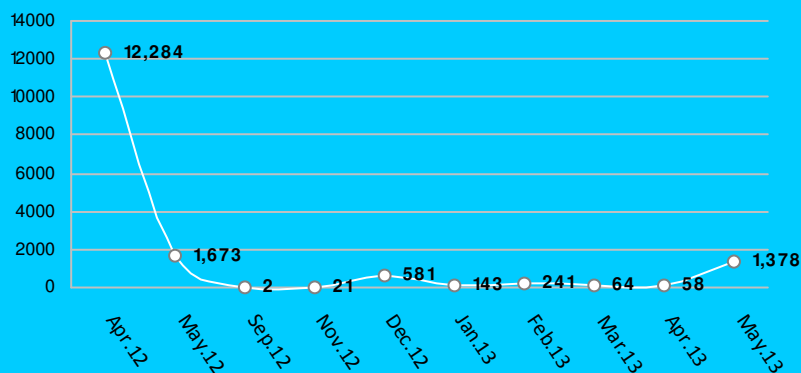
- Died: 0
 - Other: 0
 - Reactivation: 10
- Inactivation reasons are

INTER CAMP TRANSFER TO NIL


- Transfer HH: 0
- Transfer Individual: 0

CUMULATIVE STATISTICS

Monthly Registration



Cumulative sex and age breakdown



Cumulative statistics and trends

TOTAL POPULATION REGISTERED TO DATE:
- 16,445 individuals (Active: 16,445 & Hold: 0)
- 4,152 households
- Female headed households: 1,672(40%)

Cumulative statistics
From 01-Jan-13 To 26-May-13
New Registered Refugees: 1,540
New Birth: 344

INTER CAMP TRANSFER TO JAMMAM, BATIL, DORO MOBILESERVER
- Transfer HH: 12
- Transfer Individual: 17

Contact Details

For specific data request, kindly contact

Juba Information Management Officer
tornieri@unhcr.org

Maban Registration Officer
binene@unhcr.org

Maban Database Administrator
amos@unhcr.org

Education			
Age Group	M	F	Total
3-5 years	1,134	1,175	2,309
6-13 years	1,994	2,021	4,015
14-17 years	630	675	1,305

Health			
Age Group	M	F	Total
<1 years	222	203	425
1-4 years	1,539	1,440	2,979
5-14 years	2,518	2,563	5,081
15-49 years	3,229	3,610	6,839
50+ years	629	492	1,121