

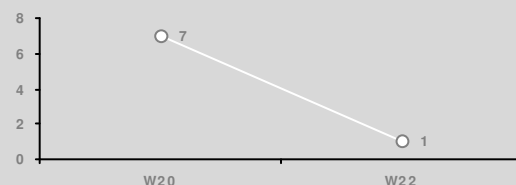
POPULATION STATISTICS AS OF 16-Jun-13 GENDRASSA
Week 24 (10-Jun-13 to 16-Jun-13)



Weekly Registration
Cumulative sex and age breakdown

No New Registration

Weekly Registration Trends



Weekly registration
10-Jun-13 to 16-Jun-13

TOTAL NEW REGISTRATION: 0
 Newly Registration Active: 0
 Newly Registration Hold: 0
 Newly Registered HH: 0

- New Birth: 0 (0%)
- Minor: 0 (0%)
- Female: 0 (0%)
- Unaccompanied and Separated Children: 0
- Women at risk: 0
- * All individuals with specific needs have been referred to concerned partners
- * An individual may have more than one specific needs

INACTIVE/CLOSURE AND REACTIVATION:

- Died: 1
- Other: 2
- Reactivation: 0
- Inactivation reasons are

INTER CAMP TRANSFER TO Nil

- Transfer HH: 0
- Transfer Individual: 0

Cumulative statistics and trends

TOTAL POPULATION REGISTERED TO DATE:
- 16,504 individuals(Active: 16,504 & Hold: 0)
- 4,172 households
 -Female headed households: 1,683(40%)

Cumulative statistics
 From 01-Jan-13 To 16-Jun-13
 New Registered Refugees: 1,548
 New Birth: 345

INTER CAMP TRANSFER TO JAMMAM,BATIL,DORO MOBILESERVER

- Transfer HH: 13
- Transfer Individual: 18

Contact Details

For specific data request, kindly contact

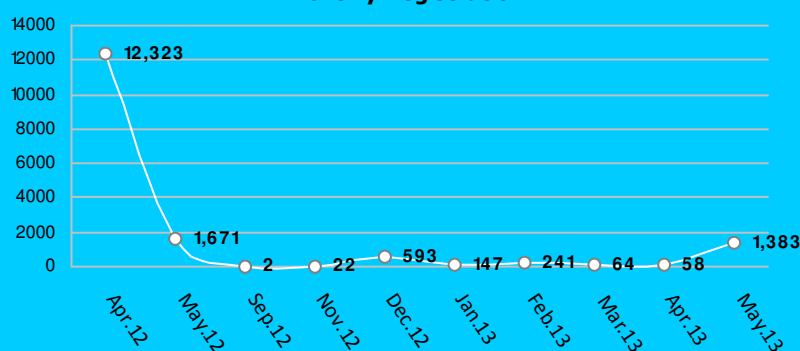
Juba Information Management Officer
 tornieri@unhcr.org

Upper Nile Registration Officer
 binene@unhcr.org

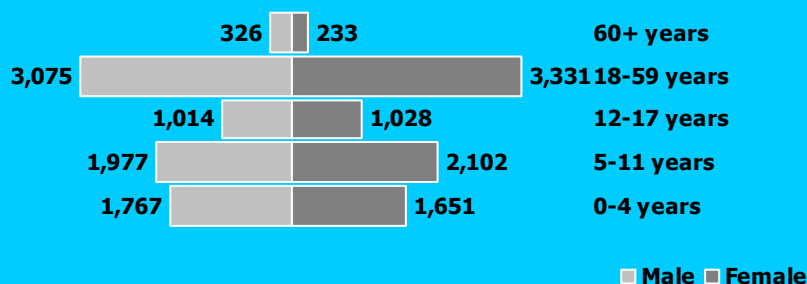
Upper Nile Database Administrator
 amos@unhcr.org

CUMULATIVE STATISTICS

Monthly Registration



Cumulative sex and age breakdown



Sectoral sex and age breakdown

Education				Health			
Age Group	M	F	Total	Age Group	M	F	Total
3-5 years	1,138	1,178	2,316	0-5 months	109	90	199
6-13 years	2,000	2,029	4,029	6-23 months	462	443	905
14-17 years	632	679	1,311	24-36 months	417	362	779
				37-59 months	779	756	1,535
				<1 years	208	189	397
				1-4 years	1,559	1,462	3,021
				5-14 years	2,525	2,573	5,098
				15-49 years	3,238	3,629	6,867
				50+ years	629	492	1,121