

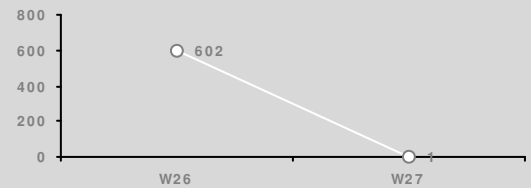
POPULATION STATISTICS AS OF 14-Jul-13 KAYA
Week 28 (08-Jul-13 to 14-Jul-13)



Weekly Registration
Cumulative sex and age breakdown

No New Registration

Weekly Registration Trends



Weekly registration
08-Jul-13 to 14-Jul-13

TOTAL NEW REGISTRATION: 0
 Newly Registration Active: 0
 Newly Registration Hold: 0
 Newly Registered HH 0

- New Birth: 0 (0%)
- Minor: 0 (0%)
- Female: 0 (0%)
- Unaccompanied and Separated Children: 0
- Women at risk: 0
- * All individuals with specific needs have been referred to concerned partners
- * An individual may have more than one specific needs

INACTIVE/CLOSURE AND REACTIVATION:

- Died: 1
- Other: 1
- Reactivation: 10
- Inactivation reasons are

INTER CAMP TRANSFER TO Nil

- Transfer HH: 0
- Transfer Individual: 0

Cumulative statistics and trends

TOTAL POPULATION REGISTERED TO DATE:
- 17,609 individuals(Active: 17,609 & Hold: 0)
- 4,404 households

-Female headed households: 1,868(42%)

Cumulative statistics

From 01-Jan-13 To 14-Jul-13
 New Registered Refugees: 3,515
 New Birth: 408

INTER CAMP TRANSFER TO BATIL,DORO

- MOBILESERVER,GENDRASSA
- Transfer HH: 4,204
- Transfer Individual: 17,952

Contact Details

For specific data request, kindly contact

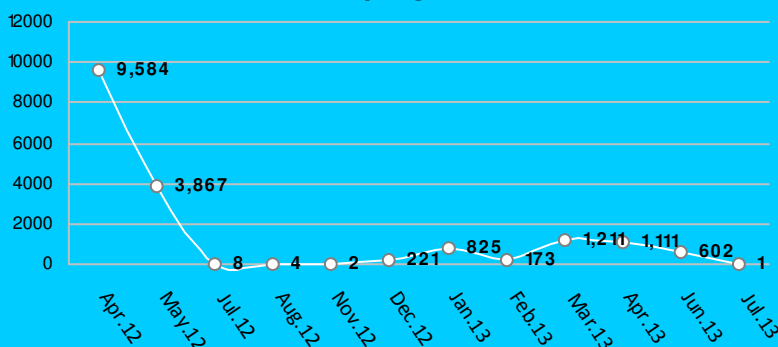
Juba Information Management Officer
 tornieri@unhcr.org

Upper Nile Registration Officer
 binene@unhcr.org


Upper Nile Database Administrator
 amos@unhcr.org

CUMULATIVE STATISTICS

Monthly Registration



Cumulative sex and age breakdown



Sectoral sex and age breakdown

| Education | | | | Health | | | |
|-------------|-------|-------|-------|--------------|-------|-------|-------|
| Age Group | M | F | Total | Age Group | M | F | Total |
| 3-5 years | 1,249 | 1,216 | 2,465 | 0-5 months | 23 | 20 | 43 |
| 6-13 years | 2,183 | 2,183 | 4,366 | 6-23 months | 597 | 586 | 1,183 |
| 14-17 years | 585 | 740 | 1,325 | 24-35 months | 438 | 429 | 867 |
| | | | | 36-59 months | 827 | 805 | 1,632 |
| | | | | <1 years | 169 | 168 | 337 |
| | | | | 1-4 years | 1,716 | 1,672 | 3,388 |
| | | | | 5-14 years | 2,766 | 2,769 | 5,535 |
| | | | | 15-49 years | 2,968 | 3,959 | 6,927 |
| | | | | 50+ years | 772 | 644 | 1,416 |

