

POPULATION STATISTICS AS OF 18-Aug-13 YUSUF BATIL

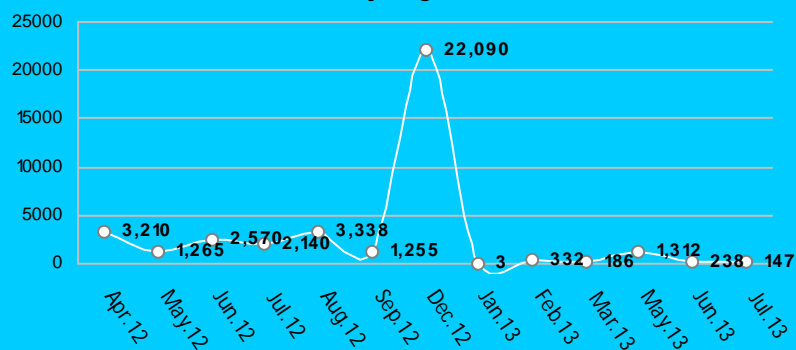
Week 33 (12-Aug-13 to 18-Aug-13)

Weekly Registration Gender & age breakdown

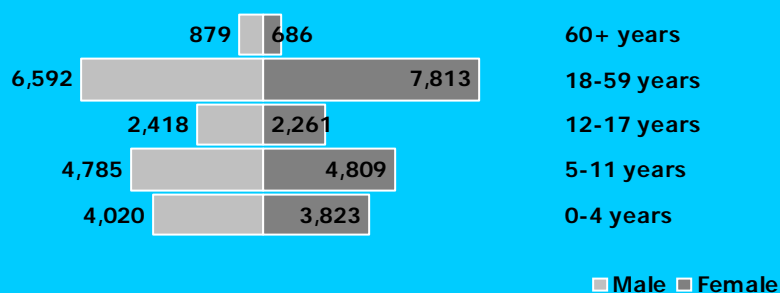
No New Registration

CUMULATIVE STATISTICS

Monthly Registration



Cumulative gender & age breakdown

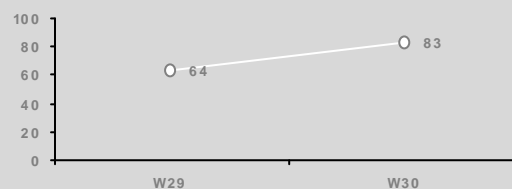


Sectoral gender and age breakdown

Education				Health			
Age Group	M	F	Total	Age Group	M	F	Total
3-5 years	2,738	2,616	5,354	0-5 months	196	136	332
6-13 years	4,883	4,826	9,709	6-23 months	1,143	1,116	2,259
14-17 years	1,412	1,394	2,806	24-35 month	851	805	1,656
				36-59 month	1,830	1,766	3,596
				<1 years	396	341	737
				1-4 years	3,624	3,482	7,106
				5-14 years	6,218	6,062	12,280
				15-49 years	6,810	8,094	14,904
				50+ years	1,646	1,413	3,059



Weekly Registration Trends



Weekly registration 12-Aug-13 to 18-Aug-13

TOTAL NEW REGISTRATION: 0

Newly Registered HH: 0

- New Birth: 0 (0%)
- Minor: 0 (0%)
- Female: 0 (0%)
- Unaccompanied and Separated Children: 0
- Women at risk: 0
- * All individuals with specific needs have been referred to concerned partners
- * An individual may have more than one specific needs

INACTIVE/CLOSURE AND REACTIVATION:

- Died: 0
- Other: 0
- Reactivation: 3
- Inactivation reasons are

INTER CAMP TRANSFER TO NII

- Transfer HH: 0
- Transfer Individual: 0

Cumulative statistics and trends

TOTAL POPULATION REGISTERED TO DATE:

- 38,086 individuals
- 9,415 households
- Female headed households: 3,598(38%)

Cumulative statistics

From 01-Jan-13 To 18-Aug-13
New Registered Refugees: 1,541
New Birth: 677

INTER CAMP TRANSFER TO KAYA,Doro,DORO MOBILESERVER,GENDRASSA

- Transfer HH: 27
- Transfer Individual: 64

Contact Details

For specific data request, kindly contact

Juba Information Management Officer
tornieri@unhcr.org

Upper Nile Registration Officer
binene@unhcr.org

Upper Nile Database Administrator
amos@unhcr.org