


## POPULATION STATISTICS AS OF 25-Aug-13 YUSUF BATIL

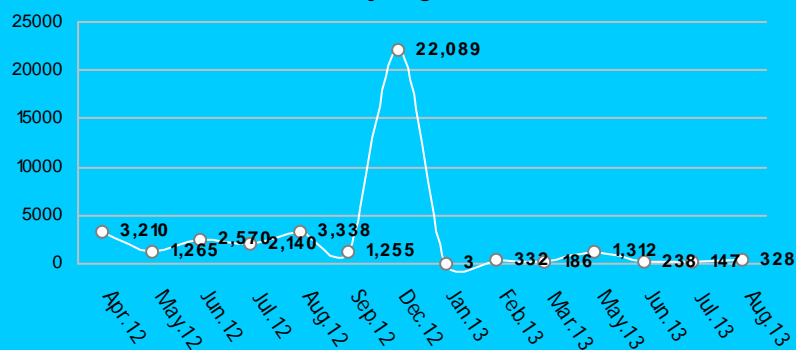
Week 34 (19-Aug-13 to 25-Aug-13)

**Weekly Registration**  
Gender & age breakdown




### CUMULATIVE STATISTICS

**Monthly Registration**



**Cumulative gender & age breakdown**

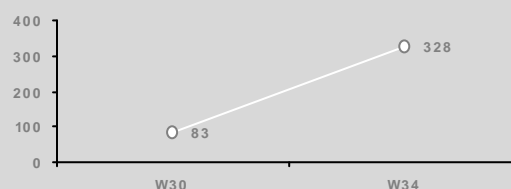


**Sectoral gender and age breakdown**

Education				Health			
Age Group	M	F	Total	Age Group	M	F	Total
3-5 years	2,738	2,616	5,354	0-5 months	357	303	660
6-13 years	4,883	4,825	9,708	6-23 months	1,143	1,116	2,259
14-17 years	1,412	1,395	2,807	24-35 month	851	805	1,656
				36-59 month	1,829	1,765	3,594
				<1 years	556	500	1,056
				1-4 years	3,624	3,489	7,113
				5-14 years	6,219	6,063	12,282
				15-49 years	6,810	8,093	14,903
				50+ years	1,646	1,413	3,059



**Weekly Registration Trends**



**Weekly registration**  
19-Aug-13 to 25-Aug-13

TOTAL NEW REGISTRATION: 328

Newly Registered HH: 0

- New Birth: 318 (97%)
- Minor: 328 (100%)
- Female: 167 (51%)
- Unaccompanied and Separated Children: 0
- Women at risk: 0
- \* All individuals with specific needs have been referred to concerned partners
- \* An individual may have more than one specific needs

INACTIVE/CLOSURE AND REACTIVATION:

- Died: 1
  - Other: 1
  - Reactivation: 0
- Inactivation reasons are

INTER CAMP TRANSFER TO NII

- Transfer HH: 0
- Transfer Individual: 0

### Cumulative statistics and trends

**TOTAL POPULATION REGISTERED TO DATE:**

- 38,413 individuals
- 9,415 households
- Female headed households: 3,597(38%)

Cumulative statistics

From 01-Jan-13 To 25-Aug-13

New Registered Refugees: 1,551

New Birth: 995

INTER CAMP TRANSFER TO KAYA,Doro,DORO

MOBILESERVER,GENDRASSA

- Transfer HH: 27
- Transfer Individual: 64

### Contact Details

For specific data request, kindly contact

Juba Information Management Officer  
tornieri@unhcr.org

Upper Nile Registration Officer  
binene@unhcr.org

Upper Nile Database Administrator  
amos@unhcr.org