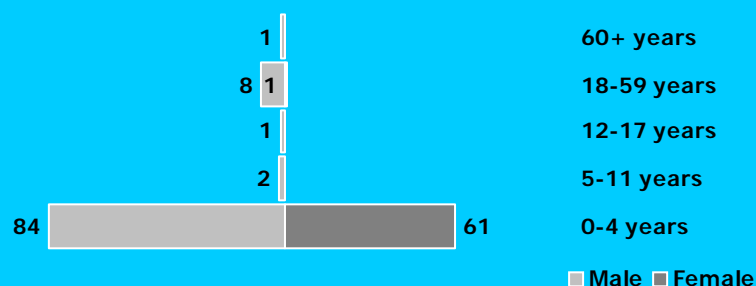


## POPULATION STATISTICS AS OF 22-Sep-13 GENDRASSA

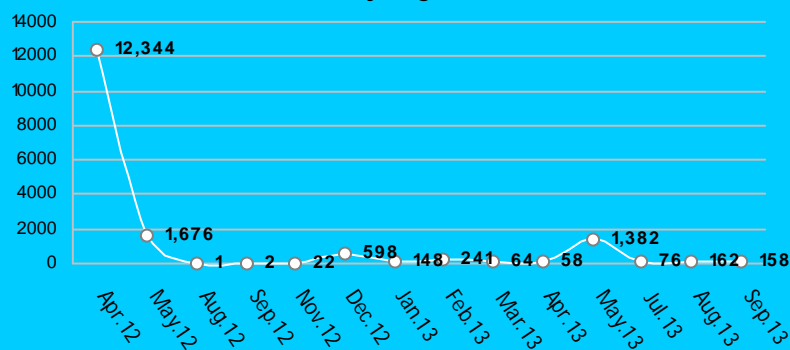
Week 38 (16-Sep-13 to 22-Sep-13)

**Weekly Registration**  
Gender & age breakdown



### CUMULATIVE STATISTICS

**Monthly Registration**



**Cumulative gender & age breakdown**

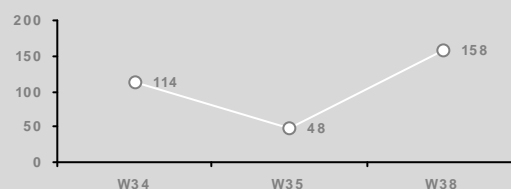


**Sectoral gender and age breakdown**

Education				Health			
Age Group	M	F	Total	Age Group	M	F	Total
3-5 years	1,143	1,176	2,319	0-5 months	216	205	421
6-13 years	2,008	2,034	4,042	6-23 months	543	500	1,043
14-17 years	631	674	1,305	24-35 month	427	372	799
				36-59 month	781	755	1,536
				<1 years	356	313	669
				1-4 years	1,611	1,519	3,130
				5-14 years	2,536	2,577	5,113
				15-49 years	3,245	3,639	6,884
				50+ years	638	498	1,136



**Weekly Registration Trends**



**Weekly registration**  
16-Sep-13 to 22-Sep-13

TOTAL NEW REGISTRATION: 158  
Newly Registered HH: 16

- New Birth: 141 (89%)
- Minor: 148 (94%)
- Female: 62 (39%)
- Unaccompanied and Separated Children: 0
- Women at risk: 0
- \* All individuals with specific needs have been referred to concerned partners
- \* An individual may have more than one specific needs

### INACTIVE/CLOSURE AND REACTIVATION:

- Died: 0
  - Other: 1
  - Reactivation: 28
- Inactivation reasons are  
INDIVIDUALS WHO MISSED BIOMETRIC  
VERIFICATION, CAME GOT VERIFIED AND REACTIVATED

### INTER CAMP TRANSFER TO NIL

- Transfer HH: 0
- Transfer Individual: 0

### Cumulative statistics and trends

### TOTAL POPULATION REGISTERED TO DATE:

- 16,932 individuals
- 4,194 households
- Female headed households: 1,695 (40%)

Cumulative statistics  
From 01-Jan-13 To 22-Sep-13  
New Registered Refugees: 1,569  
New Birth: 720

### INTER CAMP TRANSFER TO KAYA, BATIL, DORO MOBILESERVER

- Transfer HH: 13
- Transfer Individual: 18

### Contact Details

For specific data request, kindly contact

Juba Information Management Officer  
tornieri@unhcr.org

Upper Nile Registration Officer  
binene@unhcr.org

Upper Nile Database Administrator  
amos@unhcr.org