


POPULATION STATISTICS AS OF 20-Oct-13 GENDRASSA

Week 42 (14-Oct-13 to 20-Oct-13)

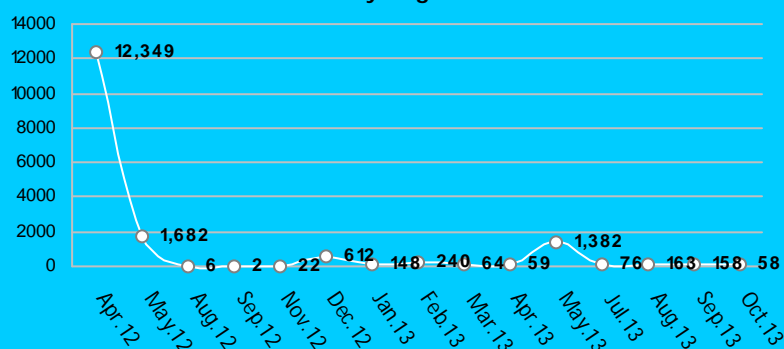


Weekly Registration Gender & age breakdown

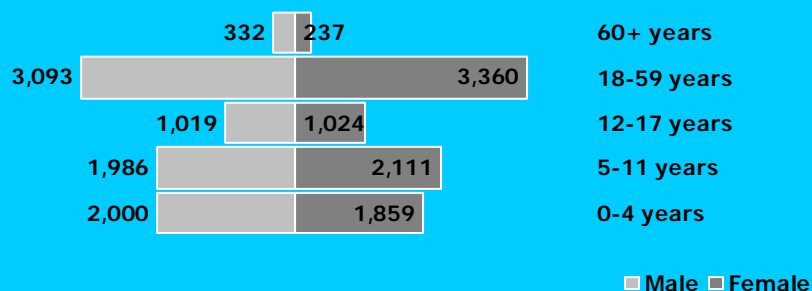


CUMULATIVE STATISTICS

Monthly Registration



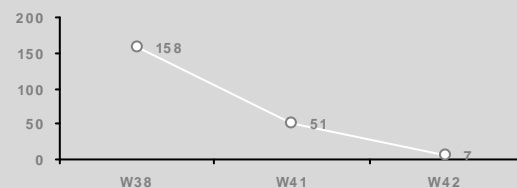
Cumulative gender & age breakdown



Sectoral gender and age breakdown

Education				Health			
Age Group	M	F	Total	Age Group	M	F	Total
3-5 years	1,150	1,177	2,327	0-5 months	223	218	441
6-13 years	2,011	2,041	4,052	6-23 months	560	508	1,068
14-17 years	631	672	1,303	24-35 months	430	378	808
				36-59 months	787	755	1,542
				<1 years	363	319	682
				1-4 years	1,637	1,540	3,177
				5-14 years	2,541	2,585	5,126
				15-49 years	3,248	3,646	6,894
				50+ years	641	501	1,142

Weekly Registration Trends



Weekly registration 14-Oct-13 to 20-Oct-13

TOTAL NEW REGISTRATION: 7
Newly Registered HH: 0

- New Birth: 7 (100%)
- Minor: 7 (100%)
- Female: 4 (57%)
- Unaccompanied and Separated Children: 0
- Women at risk: 0
- * All individuals with specific needs have been referred to concerned partners
- * An individual may have more than one specific needs

INACTIVE/CLOSURE AND REACTIVATION:

- Died: 0
- Other: 0
- Reactivation: 0

INTER CAMP TRANSFER TO NIL

- Transfer HH: 0
- Transfer Individual: 0

Cumulative statistics and trends

TOTAL POPULATION REGISTERED TO DATE:

- 17,021 individuals
- 4,204 households
- Female headed households: 1,702(40%)

Cumulative statistics
From 01-Jan-13 To 20-Oct-13
New Registered Refugees: 1,576
New Birth: 772

INTER CAMP TRANSFER TO KAYA,BATIL,DORO MOBILESERVR

- Transfer HH: 14
- Transfer Individual: 19

Contact Details

For specific data request, kindly contact

Juba Information Management Officer
tornieri@unhcr.org

Upper Nile Registration Officer
binene@unhcr.org

Upper Nile Database Administrator
amos@unhcr.org