

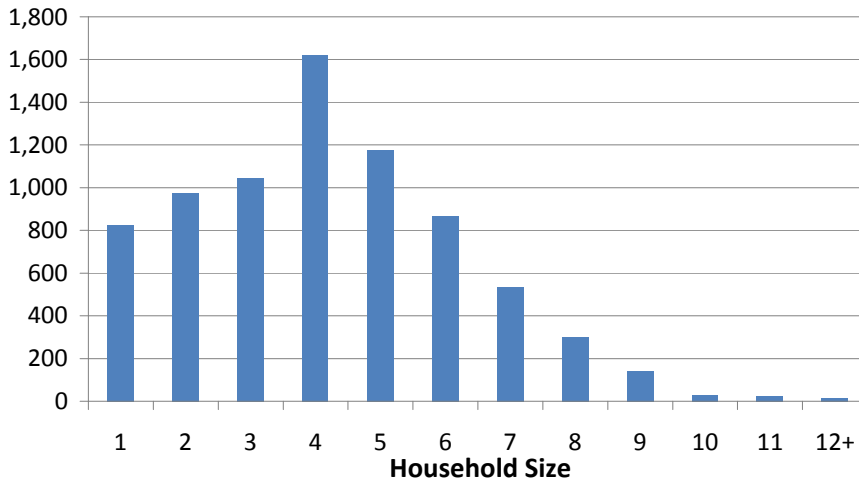
Report Date: 03 March 2014

New arrivals registered in pagak

Current Population: Households: 7,552 Individuals: 30,504

Household Size Distribution

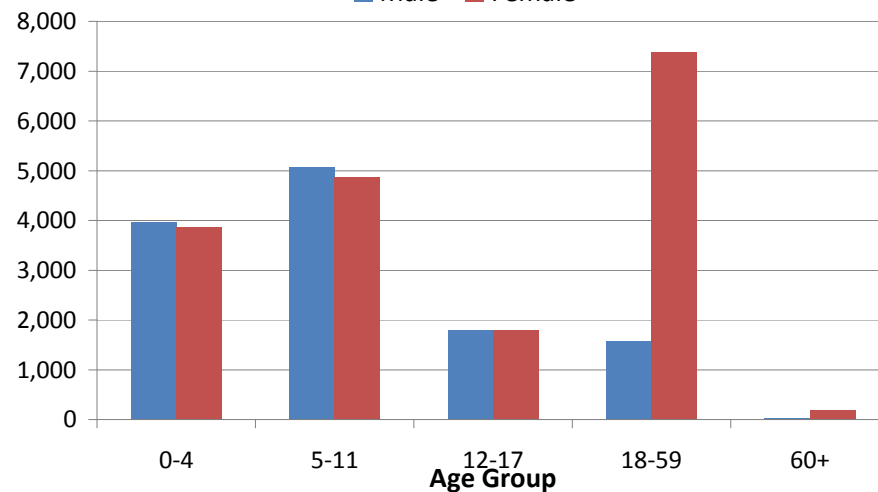
Households



Age - Gender Distribution

Individuals

■ Male ■ Female



Women and children represent 94.8% of the total population.

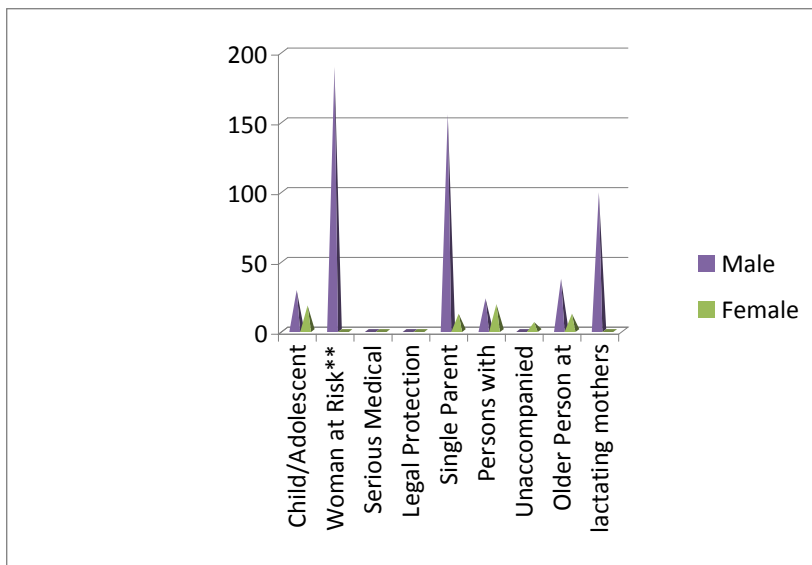
Age Group	Gender				Totals	
	Male	%	Female	%	Total	%
0 - 4	3,967	13.0%	3,851	12.6%	7,818	25.6%
5 - 11	5,070	16.6%	4,861	15.9%	9,931	32.6%
12 - 17	1,801	5.9%	1,801	5.9%	3,602	11.8%
18 - 59	1,578	5.2%	7,376	24.2%	8,954	29.4%
60 +	21	0.1%	178	0.6%	199	0.7%
Total:	12,437	40.8%	18,067	59.2%	30,504	100.0%

Report Date: 03 March 2014

Specific Needs

Specific Needs

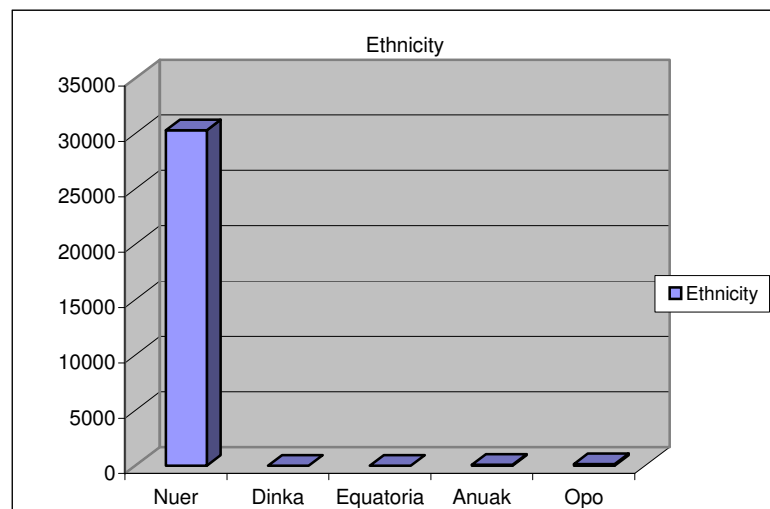
Specific Need Type	Gender	
	Male	Female
Child/Adolescent at Risk*	37	49
Woman at Risk**	N/A	333
Serious Medical Condition	0	0
Legal Protection Needs	0	0
Single Parent	27	195
Persons with Disabilities	34	36
Unaccompanied Minor/Separated	86	56
Older Person at Risk	25	56
lactating mothers	N/A	593



Ethnicity

Ethnicity / Clan

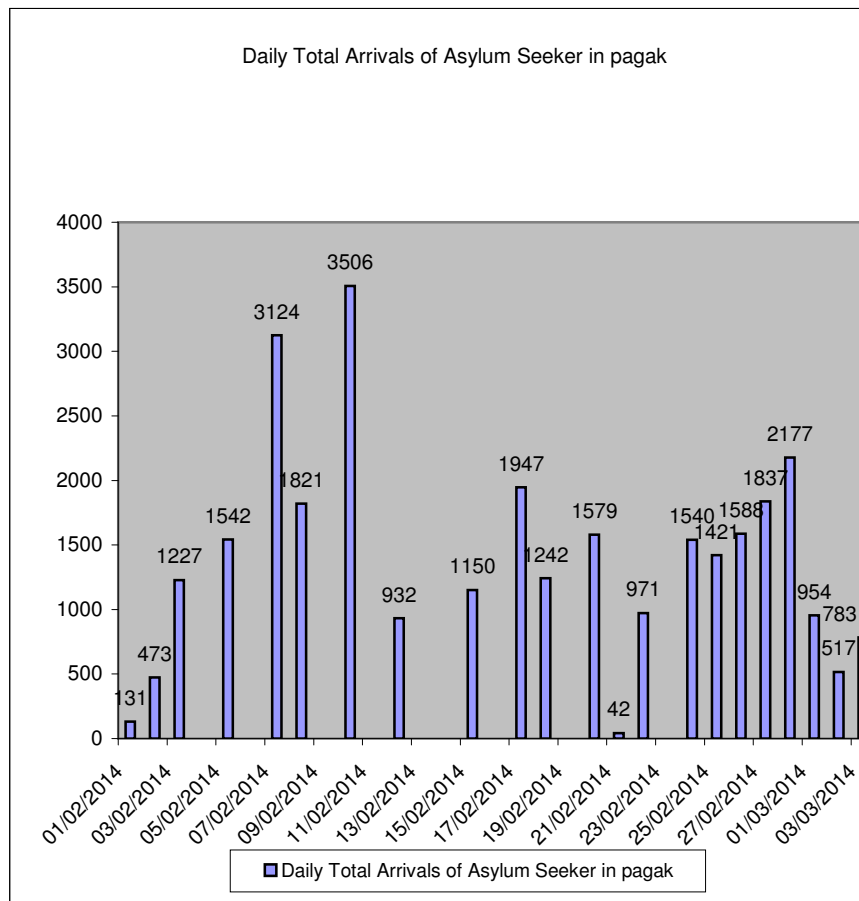
Ethnicity	Indiv
Nuer	30296
Dinka	5
Equatoria	1
Anuak	69
Opo	133
Total	30504



Report Date: 03 March 2014

Daily Total Arrivals of Asylum Seeker in pagak

Arrival Date	Total
01-Feb-14	131
02-Feb-14	473
03-Feb-14	1227
05-Feb-14	1542
07-Feb-14	3124
08-Feb-14	1821
10-Feb-14	3506
12-Feb-14	932
15-Feb-14	1150
17-Feb-14	1947
18-Feb-14	1242
20-Feb-14	1579
21-Feb-14	42
22-Feb-14	971
24-Feb-14	1540
25-Feb-14	1421
26-Feb-14	1588
27-Feb-14	1837
28-Feb-14	2177
01-Mar-14	954
02-Mar-14	517
03-Mar-14	783
Total	30504



Daily New arrivals registration and Total Age and Gender breakdown

Date	0-4		5-11		12-17		18-59		60+		Total
	Femal	Male	Female	Male	Femal	Male	Femal	Male	Femal	Male	
01/02/2014	23	14	21	18	12	5	21	17	0	0	131
02/02/2014	59	91	85	86	18	27	99	8	0	0	473
03/02/2014	167	162	209	242	76	61	254	51	4	1	1,227
05/02/2014	234	235	233	264	79	85	353	42	16	1	1542
07/02/2014	421	476	501	498	134	130	764	168	30	2	3124
08/02/2014	224	263	335	320	102	62	448	57	9	1	1821
10/02/2014	437	481	526	508	139	119	975	252	65	4	3,506
12/02/2014	103	104	179	140	75	58	223	45	3	2	932
15/02/2014	152	172	177	188	67	82	241	67	3	1	1150
17/02/2014	220	239	300	338	126	141	472	103	7	1	1947
18/02/2014	168	154	233	187	74	65	300	55	4	2	1,242
20/02/2014	193	195	260	307	71	90	395	64	3	1	1579
21/02/2014	5	5	6	11	1	1	12	1	0	0	42
22/02/2014	111	125	164	131	116	77	217	29	1		971
24/02/2014	194	200	265	227	129	155	322	42	6		1540
25/02/2014	164	153	198	289	102	92	347	70	6		1421
26/02/2014	230	167	256	259	82	111	398	83	2		1588
27/02/2014	273	225	250	330	98	129	437	91	4		1837
28/02/2014	247	250	325	383	125	129	568	140	8	2	2177
01/03/2014	99	86	147	145	88	87	225	73	2	2	954
02/03/2014	48	67	85	72	38	34	114	58	1		517
03/03/2014	84	98	112	128	50	65	183	58	4	1	783
Total	3856	3962	4867	5071	1802	1805	7368	1574	178	21	30504