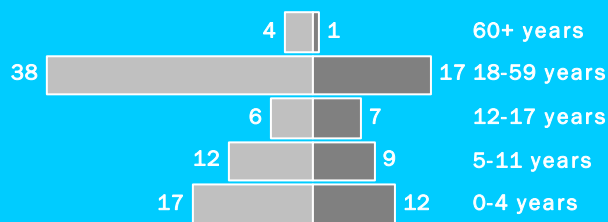


POPULATION STATISTICS AS OF 14-Jun-14 AjoungThok



WEEKLY NEW REGISTRATION Week 24 (08-Jun-14 to 14-Jun-14)

Gender & age breakdown

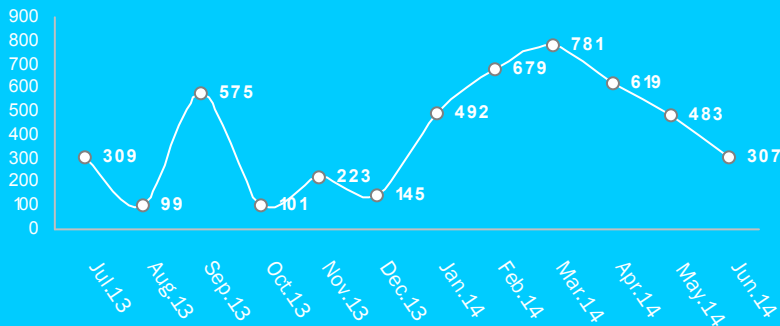


New Registrations include New Arrivals and New Births

Male Female

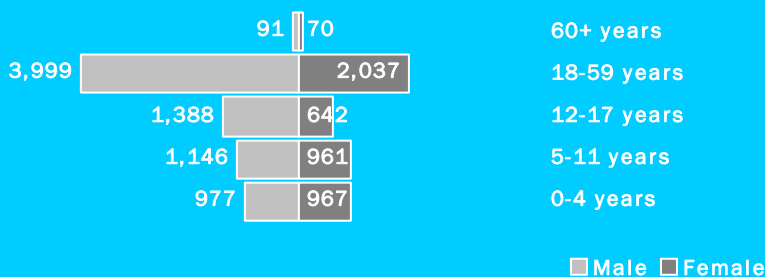
CUMULATIVE STATISTICS

Monthly New Registration Trends



New Registrations include New Arrivals and New Births

Cumulative Gender & age breakdown

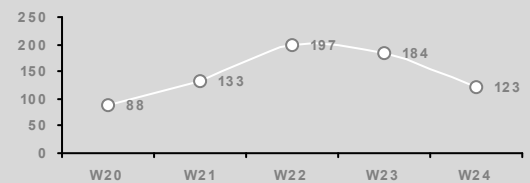


Male Female

Gender & age breakdown by standard sectoral categories

Education				Health			
Age Group	M	F	Total	Age Group	M	F	Total
3-5 years	597	596	1,193	0-5 months	116	92	208
6-13 years	1,274	1,013	2,287	6-23 months	287	267	554
14-17 years	1,060	423	1,483	24-35 months	176	179	355
				36-59 months	398	429	827
				<1 years	230	186	416
				1-4 years	747	781	1,528
				5-14 years	1,729	1,301	3,030
				15-49 years	4,682	2,259	6,941
				50+ years	213	150	363

Weekly New Registration Trends



New Registrations include New Arrivals and New Births

Weekly registration (08-Jun-14 to 14-Jun-14)

TOTAL NEW REGISTRATION: 123

Newly registered HH: 52

Including

- New birth: 11 (9%)

- Minor: 63 (51%)

- Female: 46 (37%)

- Unaccompanied and separated children: 12

- Women at risk: 4

* All individuals with specific needs have been referred to concerned partners

* An individual may have more than one specific needs

INACTIVE/CLOSURE AND REACTIVATION:

- Died: 0

- Inactivation: 0

- Reactivation: 3

- Rejection: 0

Transfer IN:

Transfer OUT:

Yida - 188

Cumulative statistics and trends

TOTAL POPULATION REGISTERED TO DATE:

- 12,278 individuals

- 4,390 households

- Female headed households: 1,349(31%)

Cumulative statistics

From 01-Jan-14 To 14-Jun-14

New Registered Refugees: 3,208

New Births: 153

Transfer IN:

Transfer OUT:

Juba - 5

Yida - 4

Nyeel - 938

Juba - 6

Pariang - 563

Yida - 8861

CONTACT DETAILS

For specific data request, kindly contact

Juba Information Management Officer
tornieri@unhcr.org

Unity Database Administrator
tawanda@unhcr.org