


POPULATION STATISTICS AS OF 28-Jun-14 GENDRASSA

WEEKLY NEW REGISTRATION Week 26 (22-Jun-14 to 28-Jun-14)

Gender & age breakdown

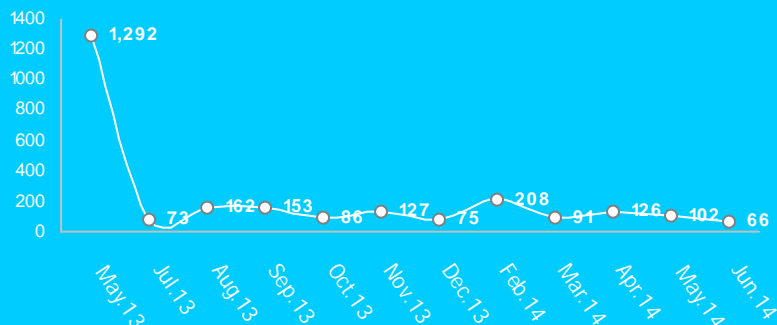


New Registrations include New Arrivals and New Births

Male Female

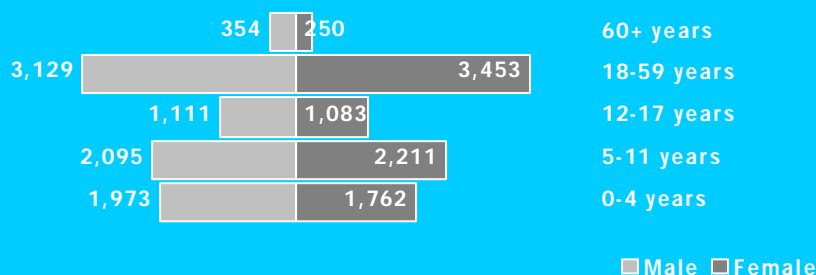
CUMULATIVE STATISTICS

Monthly New Registration Trends



New Registrations include New Arrivals and New Births

Cumulative Gender & age breakdown

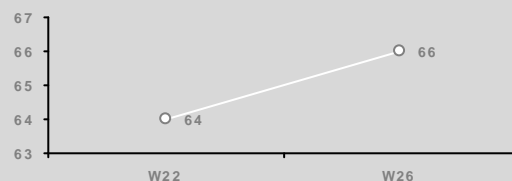


Male Female

Gender & age breakdown by standard sectoral categories

Education				Health			
Age Group	M	F	Total	Age Group	M	F	Total
3-5 years	1,176	1,073	2,249	0-5 months	245	227	472
6-13 years	2,087	2,172	4,259	6-23 months	579	518	1,097
14-17 years	745	733	1,478	24-35 months	346	333	679
				36-59 months	803	684	1,487
				<1 years	547	493	1,040
				1-4 years	1,426	1,269	2,695
				5-14 years	2,703	2,794	5,497
				15-49 years	3,317	3,680	6,997
				50+ years	669	523	1,192

Weekly New Registration Trends



New Registrations include New Arrivals and New Births

Weekly registration (22-Jun-14 to 28-Jun-14)

TOTAL NEW REGISTRATION: 66

Newly registered HH: 6

Including

- New birth: 66 (100%)
- Minor: 66 (100%)
- Female: 30 (45%)
- Unaccompanied and separated children: 0
- Women at risk: 0
- * All individuals with specific needs have been referred to concerned partners
- * An individual may have more than one specific needs

INACTIVE/CLOSURE AND REACTIVATION:

- Died: 3
- Inactivation: 0
- Reactivation: 0
- Rejection: 0

Transfer IN:

Transfer OUT:

Cumulative statistics and trends

TOTAL POPULATION REGISTERED TO DATE:

- 17,421 individuals

- 4,151 households

-Female headed households: 1,400(34%)

Cumulative statistics

From 01-Jan-14 To 28-Jun-14

New Registered Refugees: 32

New Births: 561

Transfer IN:

BATIL - 78

DORO - 10

Transfer OUT:

KAYA - 564

BATIL - 10

DORO - 7

CONTACT DETAILS

For specific data request, kindly contact

Juba Information Management Officer
tornieri@unhcr.org

Upper Nile Registration Officer
binene@unhcr.org
Upper Nile Registration Associate
amos@unhcr.org