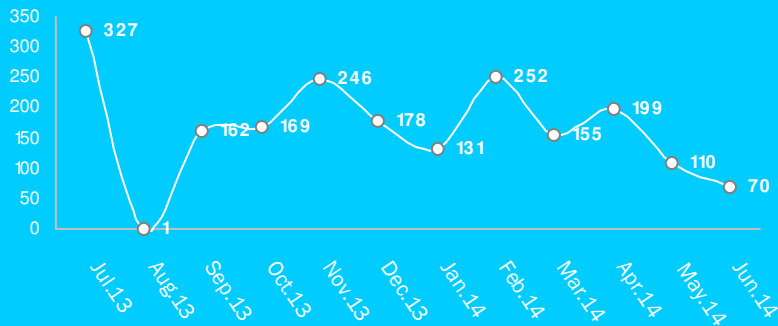


WEEKLY NEW REGISTRATION
 Week 27 (29-Jun-14 to 05-Jul-14)

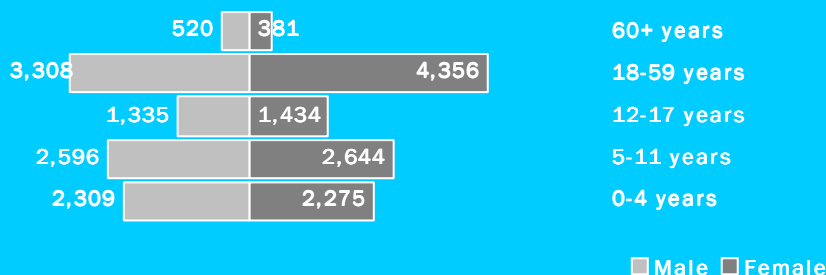
Gender & age breakdown

No New Registration


New Registrations include New Arrivals and New Births

CUMULATIVE STATISTICS**Monthly New Registration Trends**

New Registrations include New Arrivals and New Births

Cumulative Gender & age breakdown**Gender & age breakdown by standard sectoral categories**

Education				Health			
Age Group	M	F	Total	Age Group	M	F	Total
3-5 years	1,419	1,391	2,810	0-5 months	240	240	480
6-13 years	2,621	2,617	5,238	6-23 months	614	595	1,209
14-17 years	825	1,006	1,831	24-35 months	519	503	1,022
				36-59 months	936	937	1,873
				<1 years	539	536	1,075
				1-4 years	1,770	1,739	3,509
				5-14 years	3,407	3,388	6,795
				15-49 years	3,491	4,695	8,186
				50+ years	861	732	1,593

Weekly New Registration Trends

New Registrations include New Arrivals and New Births

Weekly registration
 (29-Jun-14 to 05-Jul-14)
TOTAL NEW REGISTRATION: 0

Newly registered HH: 0

Including

- New birth: 0 (0%)
- Minor: 0 (0%)
- Female: 0 (0%)
- Unaccompanied and separated children: 0
- Women at risk: 0

* All individuals with specific needs have been referred to concerned partners

* An individual may have more than one specific needs

INACTIVE/CLOSURE AND REACTIVATION:

- Died: 1
- Inactivation: 0
- Reactivation: 0
- Rejection: 0

Transfer IN:

BATIL - 43

Transfer OUT:

GENDRASSA - 2

Cumulative statistics and trends**TOTAL POPULATION REGISTERED TO DATE:****- 21,158 individuals****- 5,037 households**

-Female headed households: 1,936(38%)

Cumulative statistics

From 01-Jan-14 To 05-Jul-14

New Registered Refugees: 292

New Births: 625

Transfer IN:

BATIL - 999

DORO - 71

GENDRASSA - 566

Transfer OUT:

BATIL - 3500

DORO - 2705

CONTACT DETAILS

For specific data request, kindly contact

Juba Information Management Officer
 tornieri@unhcr.org

Upper Nile Registration Officer
 binene@unhcr.org
 Upper Nile Registration Associate
 amos@unhcr.org