POPULATION STATISTICS AS OF 26-Jul-14 DORO

UNHCR
The UN Refugee Agency

WEEKLY NEW REGISTRATION
Week 30 (20-Jul-14 to 26-Jul-14)

Gender & age breakdown

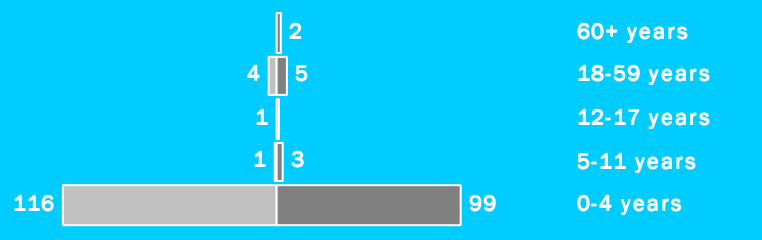

New Registrations include New Arrivals and New Births

Male Female

CUMULATIVE STATISTICS

Monthly New Registration Trends

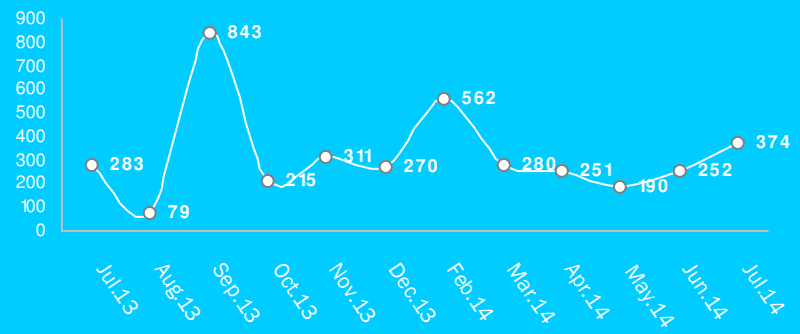

New Registrations include New Arrivals and New Births

Cumulative Gender & age breakdown

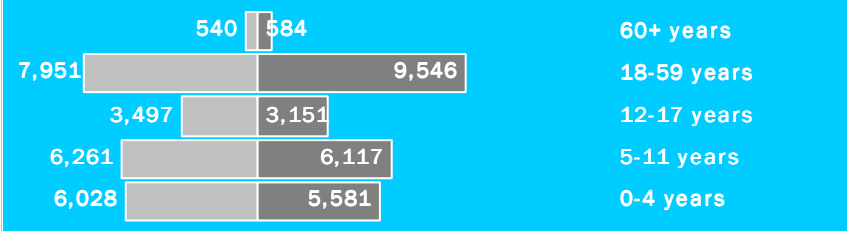

Male Female

Gender & age breakdown by standard sectoral categories

Education

Age Group	M	F	Total
3-5 years	3,589	3,373	6,962
6-13 years	6,554	6,314	12,868
14-17 years	2,152	1,936	4,088

Health

Age Group	M	F	Total
0-5 months	596	555	1,151
6-23 months	1,780	1,615	3,395
24-35 months	1,114	1,055	2,169
36-59 months	2,538	2,356	4,894
<1 years	1,406	1,309	2,715
1-4 years	4,622	4,272	8,894
5-14 years	8,367	7,977	16,344
15-49 years	8,769	10,264	19,033
50+ years	1,113	1,157	2,270

Weekly New Registration Trends

New Registrations include New Arrivals and New Births

Weekly registration
(20-Jul-14 to 26-Jul-14)

TOTAL NEW REGISTRATION: 231
Newly registered HH: 30
Including
- New birth: 212 (92%)
- Minor: 220 (95%)
- Female: 110 (48%)
- Unaccompanied and separated children: 2
- Women at risk: 0

* All individuals with specific needs have been referred to concerned partners
* An individual may have more than one specific needs

INACTIVE/CLOSURE AND REACTIVATION:
- Died: 2
- Inactivation: 0
- Reactivation: 1
- Rejection: 0

Transfer IN:	Transfer OUT:
BATIL - 1	KAYA - 3
KAYA - 5	GENDRASSA - 3

Cumulative statistics and trends

TOTAL POPULATION REGISTERED TO DATE:
- 49,256 individuals
- 12,226 households
-Female headed households: 5,018(41%)

Cumulative statistics
From 01-Jan-14 To 26-Jul-14
New Registered Refugees: 216
New Births: 1,693

Transfer IN:	Transfer OUT:
BATIL - 104	KAYA - 90
GENDRASSA - 8	BATIL - 43
	GENDRASSA - 17

CONTACT DETAILS

For specific data request, kindly contact

Juba Information Management Officer
tornieri@unhcr.org

Upper Nile Registration Officer
binene@unhcr.org
Upper Nile Registration Associate
amos@unhcr.org