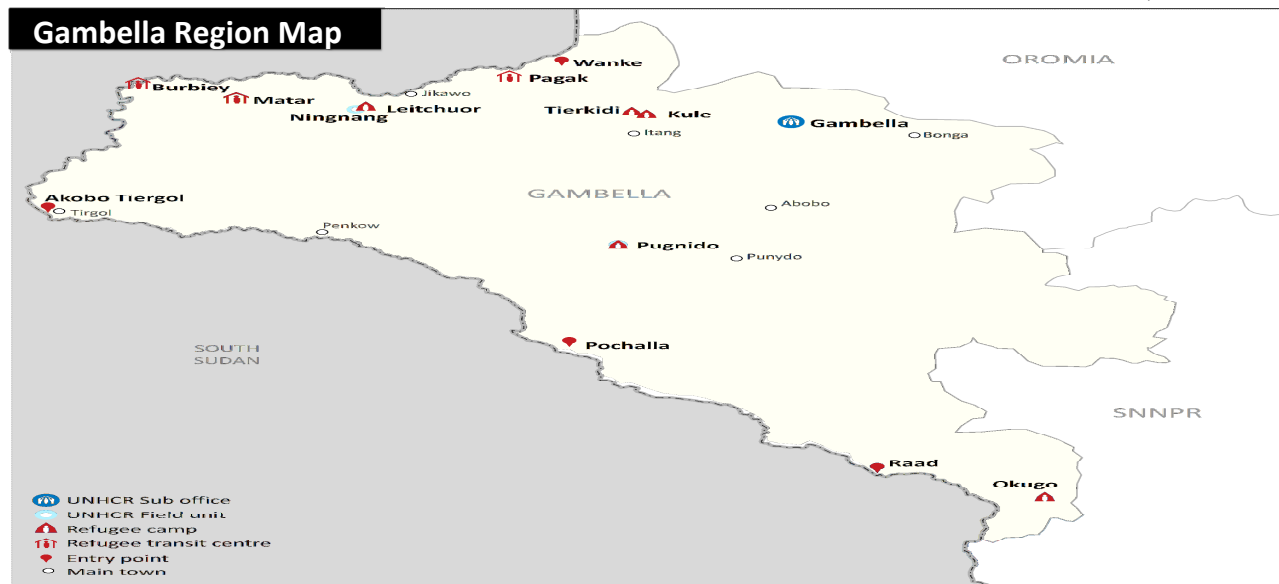


# South Sudanese new arrivals in Gambella - Post 15<sup>th</sup> December 2013 (as of 01-Aug-2014)

## Gambella Region Map



## TOTAL ARRIVALS

**181,546\***  
persons

AVERAGE  
ARRIVALS per day  
since start of 2014

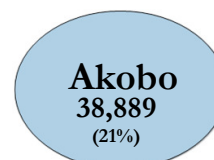
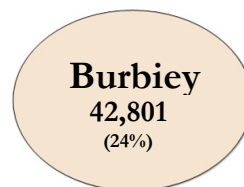
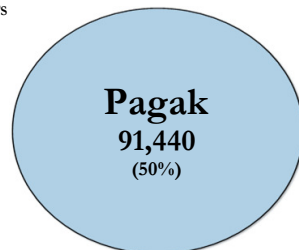
**856**  
persons

AVERAGE  
ARRIVALS per day  
since last week

**745**  
persons

## Breakdown by entry points

New ARRIVALS BY ENTRY POINTS



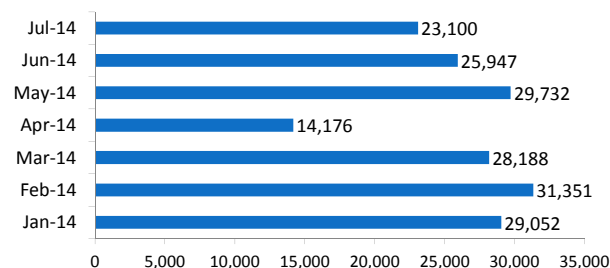
## Others

Mataar 4,961  
Raad 1,814  
Wanke 1,274  
Pugnido 367

## TOTAL ARRIVALS

**181,546**  
persons

## Arrivals by Month



## Arrivals Relocation Statistics

TOTAL  
ARRIVALS  
**181,546**

## Missing for Relocation



12353\*\*  
(7%)

TOTAL  
RELOCATED  
to camps

**154,329**  
(85%)

AWAITING  
RELOCATION  
to camps

**14,864**  
(8%)

Burbiey (in transit at  
Mataar) = 7,636  
Pagak=6,102\*\*\*  
Akobo (in transit at  
Matar)=1,126

\*- This figure does not include the old caseload of 46,362 South Sudanese refugees registered pre 15th December 2013 [Breakdown: Pugnido = 42,904; Okugo = 3,458]

\*\* - Interviews with some refugees indicate that those with large livestock herds as well as traders and other categories were unwilling to move from border entry locations.

\*\*\* - Approx 5,500 new arrivals are awaiting registration at Pagak entry point.