

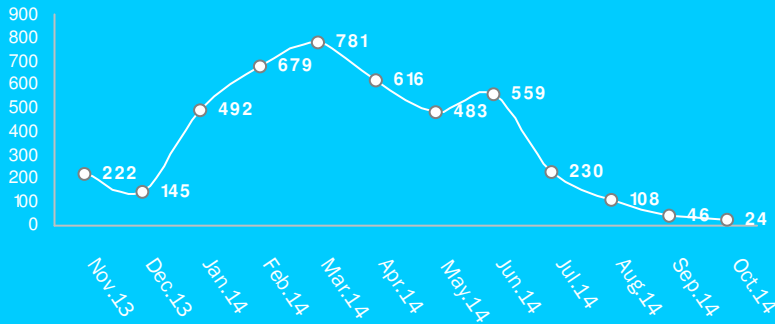
WEEKLY NEW REGISTRATION
Week 42 (12-Oct-14 to 18-Oct-14)

Gender & age breakdown

New Registrations include New Arrivals and New Births


CUMULATIVE STATISTICS

Monthly New Registration Trends



New Registrations include New Arrivals and New Births

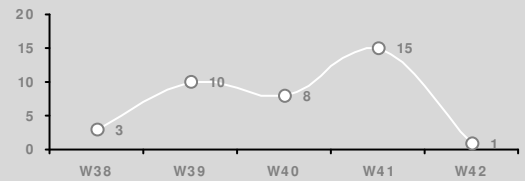
Cumulative Gender & age breakdown



Gender & age breakdown by standard sectoral categories

Education				Health			
Age Group	M	F	Total	Age Group	M	F	Total
3-5 years	666	656	1,322	0-5 months	106	101	207
6-13 years	1,385	1,105	2,490	6-23 months	416	346	762
14-17 years	1,176	471	1,647	24-35 months	223	222	445
				36-59 months	464	483	947
				<1 years	270	227	497
				1-4 years	939	925	1,864
				5-14 years	1,856	1,412	3,268
				15-49 years	5,148	2,464	7,612
				50+ years	221	168	389

Weekly New Registration Trends



New Registrations include New Arrivals and New Births

Weekly registration
(12-Oct-14 to 18-Oct-14)

TOTAL NEW REGISTRATION: 1
Newly registered HH: 0
Including
- New birth: 1 (100%)
- Minor: 1 (100%)
- Female: 1 (100%)
- Unaccompanied and separated children: 0
- Women at risk: 0
* All individuals with specific needs have been referred to concerned partners
* An individual may have more than one specific needs

INACTIVE/CLOSURE AND REACTIVATION:

- Died: 0
- Inactivation: 0
- Reactivation: 0
- Rejection: 0

Transfer IN: Yida - 13
Transfer OUT:

Cumulative statistics and trends

TOTAL POPULATION REGISTERED TO DATE:

- **13,630 individuals**
- **4,791 households**
-Female headed households: 1,441(30%)

Cumulative statistics

From 01-Jan-14 To 18-Oct-14
New Registered Refugees: 3,693
New Births: 325

Transfer IN: Juba - 5, Nyeel - 938, Pariang - 568, Yida - 8733
Transfer OUT: Yida - 4, Juba - 6

CONTACT DETAILS

For specific data request, kindly contact

Juba Associate Registration/Data Management Officer
Rannie Mitchmael Cole - coler@unhcr.org

Unity Database Administrator
Tawanda Musina - tawanda@unhcr.org