

POPULATION STATISTICS AS OF 25-Oct-14 GENDRASSA



WEEKLY NEW REGISTRATION Week 43 (19-Oct-14 to 25-Oct-14)

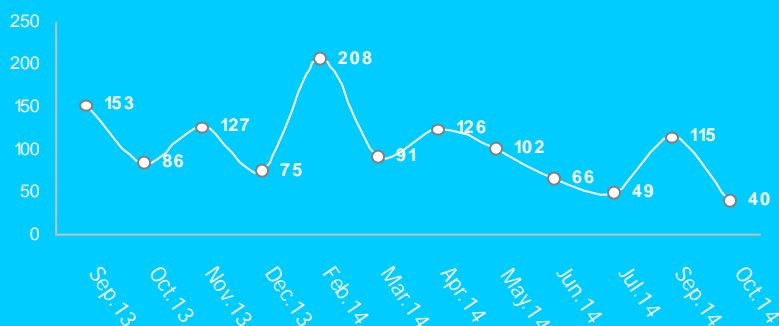
Gender & age breakdown

No New Registration

New Registrations include New Arrivals and New Births

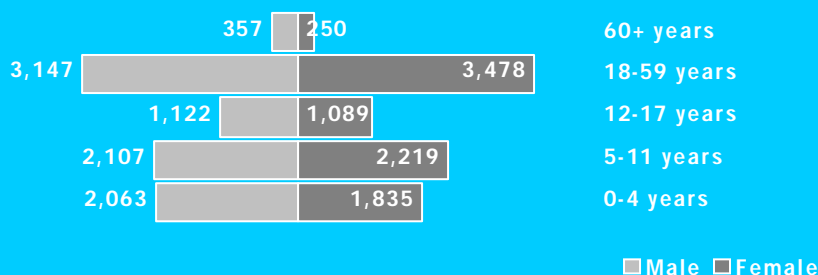
CUMULATIVE STATISTICS

Monthly New Registration Trends



New Registrations include New Arrivals and New Births

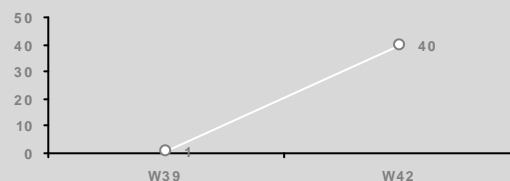
Cumulative Gender & age breakdown



Gender & age breakdown by standard sectoral categories

Education				Health			
Age Group	M	F	Total	Age Group	M	F	Total
3-5 years	1,194	1,091	2,285	0-5 months	146	121	267
6-13 years	2,101	2,178	4,279	6-23 months	689	617	1,306
14-17 years	752	738	1,490	24-35 months	410	398	808
				36-59 months	818	699	1,517
				<1 years	418	380	798
				1-4 years	1,645	1,455	3,100
				5-14 years	2,719	2,804	5,523
				15-49 years	3,340	3,707	7,047
				50+ years	674	525	1,199

Weekly New Registration Trends



New Registrations include New Arrivals and New Births

Weekly registration (19-Oct-14 to 25-Oct-14)

TOTAL NEW REGISTRATION: 0
Newly registered HH: 0
Including
 - New birth: 0 (0%)
 - Minor: 0 (0%)
 - Female: 0 (0%)
 - Unaccompanied and separated children: 0
 - Women at risk: 0
 * All individuals with specific needs have been referred to concerned partners
 * An individual may have more than one specific needs

INACTIVE/CLOSURE AND REACTIVATION:

- Died: 0
 - Inactivation: 0
 - Reactivation: 0
 - Rejection: 0

Transfer IN:

Transfer OUT:

Cumulative statistics and trends

TOTAL POPULATION REGISTERED TO DATE:

- 17,667 individuals
- 4,189 households

-Female headed households: 1,412(34%)

Cumulative statistics

From 01-Jan-14 To 25-Oct-14
 New Registered Refugees: 94
 New Births: 703

Transfer IN:

BATIL - 113
 DORO - 13

Transfer OUT:

KAYA - 566
 BATIL - 10
 DORO - 8

CONTACT DETAILS

For specific data request, kindly contact

Juba Information Management Officer
 tornieri@unhcr.org

Upper Nile Registration Officer
 binene@unhcr.org
 Upper Nile Registration Associate
 amos@unhcr.org