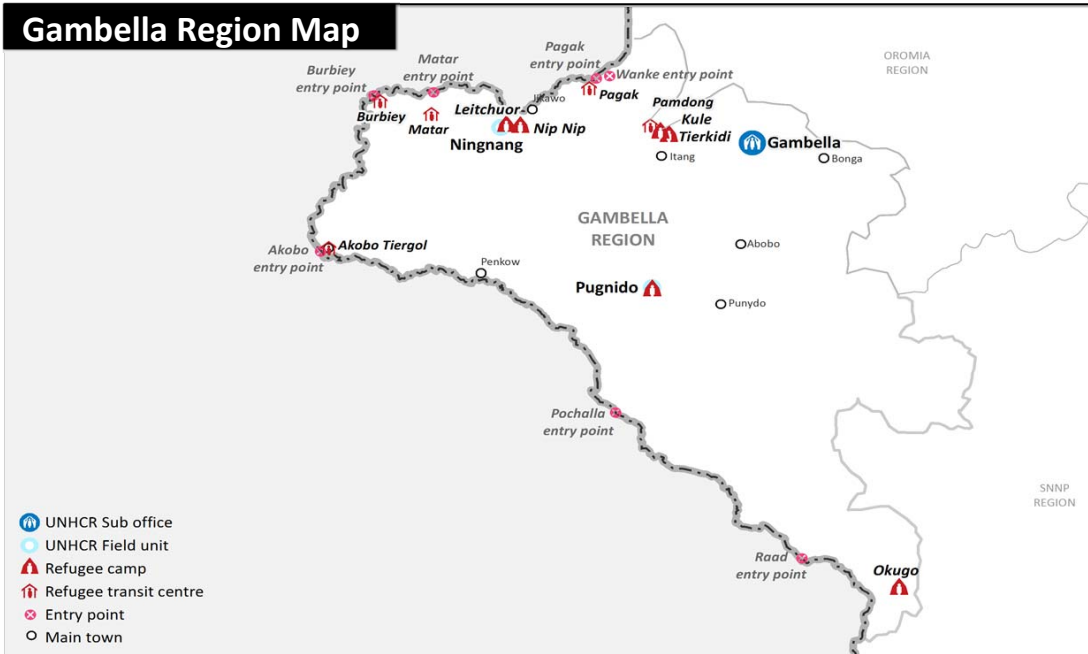


# South Sudanese new arrivals in Gambella - Post 15<sup>th</sup> December 2013 (as of 28-Oct-2014)

## Gambella Region Map



## TOTAL ARRIVALS

**190,965\***  
persons

AVERAGE  
ARRIVALS per day  
since start of 2014

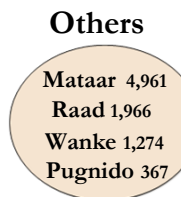
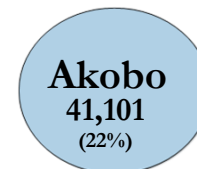
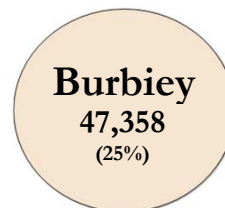
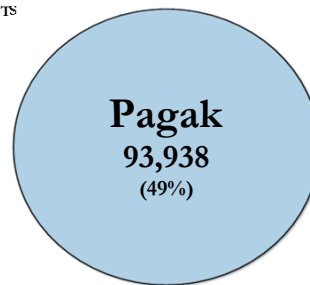
**637**  
persons

AVERAGE  
ARRIVALS per day  
since last week

**90**  
persons

## Breakdown by entry points

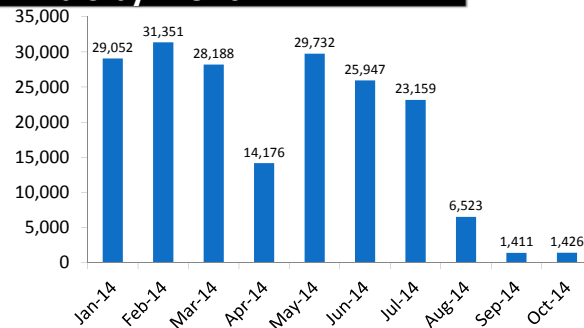
New ARRIVALS BY ENTRY POINTS



## TOTAL ARRIVALS

**190,965**  
persons

## Arrivals by Month



## Arrivals Relocation Statistics

### TOTAL ARRIVALS

**190,965**  
Persons

### Missing for Relocation



12,353\*\*  
(6%)

### TOTAL RELOCATED to camps

**157,570**  
(83%)

### AWAITING RELOCATION to camps

**21,042**  
(11%)

Burbiey (in transit at Mataar) = 9,288  
Akobo (in transit at Matar)=3,298  
Pagak=5,989  
Pamdong = 2,467

\*- This figure does not include the old caseload of 47,165 South Sudanese refugees registered pre 15th December 2013 [Breakdown: Pugnido = 43,213; Okugo = 3,952]

\* - In addition to 190965 South Sudanese refugees in Gambella region, there are 8,709 refugees at the camps in Assosa [Breakdown: Pre 15th Dec 2013 = 6,161; Post 15th Dec 2013 = 2,548]

\*\* - Interviews with some refugees indicate that those with large livestock herds as well as traders and other categories were unwilling to move from border entry locations.