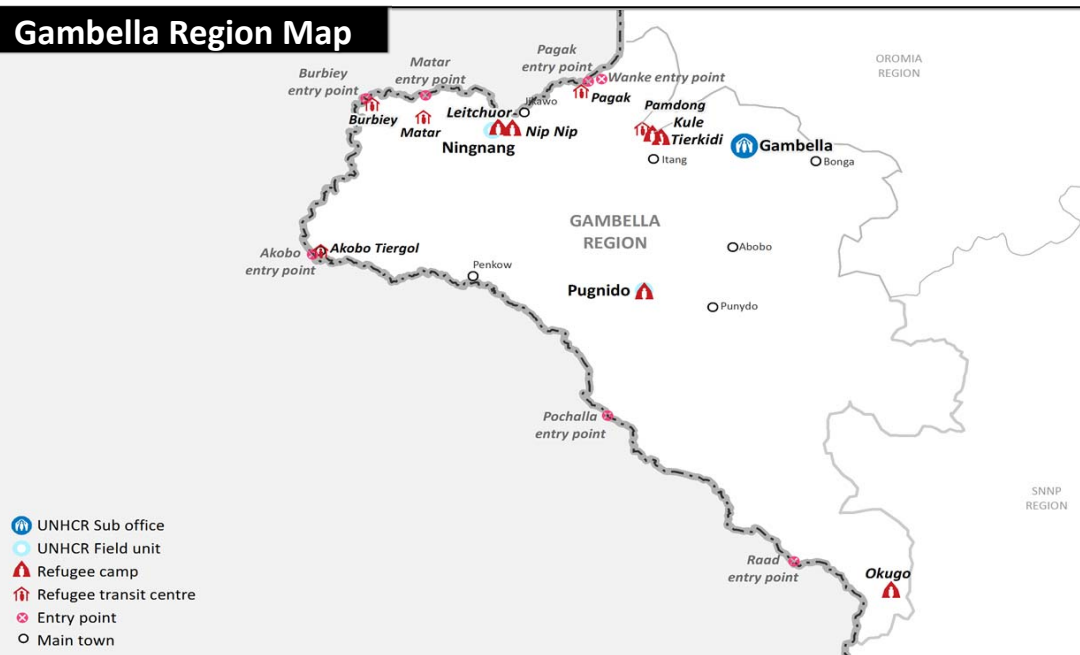


South Sudanese new arrivals in Gambella - Post 15th December 2013 (as of 31-Oct-2014)

Gambella Region Map



TOTAL ARRIVALS

190,965 *
persons

AVERAGE ARRIVALS per day since start of 2014


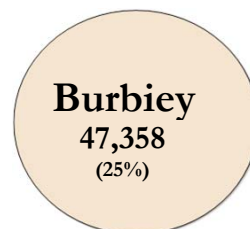
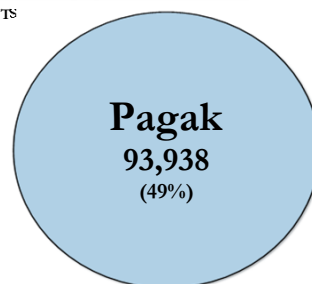
632
persons

AVERAGE ARRIVALS per day since last week

90
persons

Breakdown by entry points

New ARRIVALS BY ENTRY POINTS



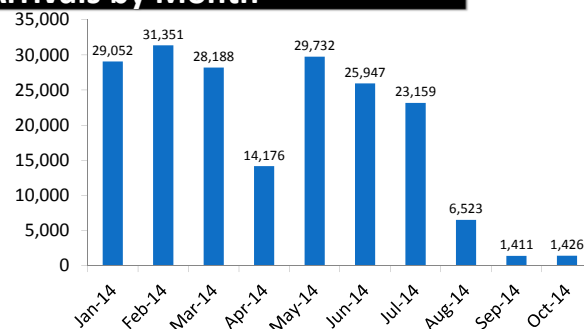
Others

Mataar 4,961
Raad 1,966
Wanke 1,274
Pugnido 367

TOTAL ARRIVALS

190,965
persons

Arrivals by Month



Arrivals Relocation Statistics

TOTAL ARRIVALS

190,965
Persons

Missing for Relocation



12,353**
(6%)

TOTAL RELOCATED to camps

157,570
(83%)

AWAITING RELOCATION to camps

21,042
(11%)

Burbiey (in transit at Mataar) = 9,288
Akobo (in transit at Matar)=3,298
Pagak=5,989
Pamdong = 2,467

*- This figure does not include the old caseload of 57,165 South Sudanese refugees registered pre 15th December 2013 [Breakdown: Pugnido = 43,213; Okugo = 3,952, Wanthowa- estimated 10,000]

* - In addition to 190965 South Sudanese refugees in Gambella region, there are 8,709 refugees at the camps in Assosa [Breakdown: Pre 15th Dec 2013 = 6,161; Post 15th Dec 2013 = 2,548]

** - Interviews with some refugees indicate that those with large livestock herds as well as traders and other categories were unwilling to move from border entry locations.