POPULATION STATISTICS AS OF 01-Nov-14 KAYA

UNHCR
The UN Refugee Agency

WEEKLY NEW REGISTRATION
Week 44 (26-Oct-14 to 01-Nov-14)

Gender & age breakdown

No New Registration

New Registrations include New Arrivals and New Births

CUMULATIVE STATISTICS

Monthly New Registration Trends

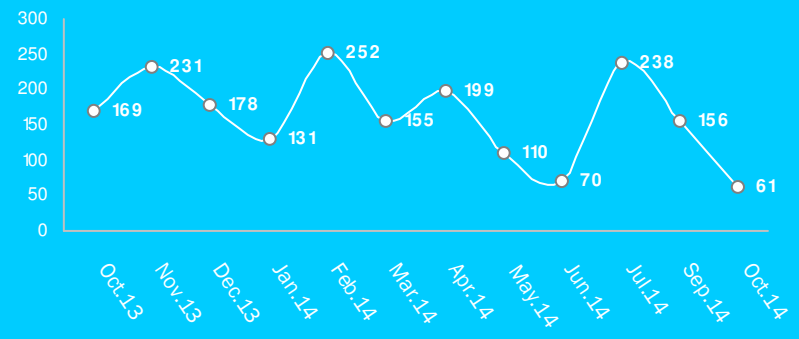

New Registrations include New Arrivals and New Births

Cumulative Gender & age breakdown

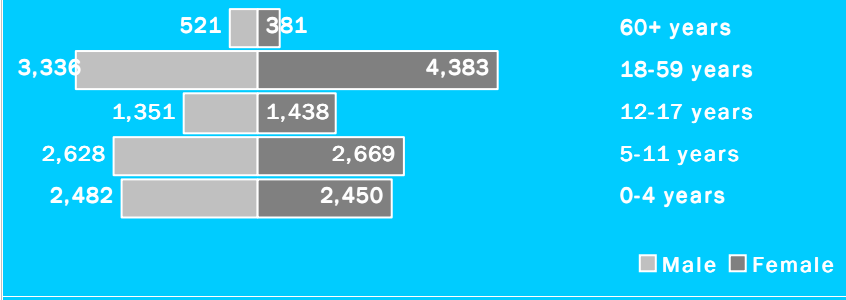

Gender & age breakdown by standard sectoral categories

Education

Age Group	M	F	Total
3-5 years	1,437	1,411	2,848
6-13 years	2,654	2,639	5,293
14-17 years	835	1,007	1,842

Health

Age Group	M	F	Total
0-5 months	212	204	416
6-23 months	738	740	1,478
24-35 months	585	556	1,141
36-59 months	947	950	1,897
<1 years	545	536	1,081
1-4 years	1,937	1,914	3,851
5-14 years	3,448	3,417	6,865
15-49 years	3,525	4,723	8,248
50+ years	863	731	1,594

Weekly New Registration Trends



New Registrations include New Arrivals and New Births

Weekly registration
(26-Oct-14 to 01-Nov-14)

TOTAL NEW REGISTRATION: 0
Newly registered HH: 0
Including
- New birth: 0 (0%)
- Minor: 0 (0%)
- Female: 0 (0%)
- Unaccompanied and separated children: 0
- Women at risk: 0
* All individuals with specific needs have been referred to concerned partners
* An individual may have more than one specific needs

INACTIVE/CLOSURE AND REACTIVATION:
- Died: 2
- Inactivation: 0
- Reactivation: 0
- Rejection: 0

Transfer IN: Transfer OUT:

Cumulative statistics and trends

TOTAL POPULATION REGISTERED TO DATE:
- 21,639 individuals
- 5,093 households
-Female headed households: 1,961(39%)

Cumulative statistics
From 01-Jan-14 To 01-Nov-14
New Registered Refugees: 427
New Births: 945

Transfer IN:
BATIL - 1045
DORO - 73
GENDRASSA - 568

Transfer OUT:
BATIL - 3521
DORO - 2712

CONTACT DETAILS

For specific data request, kindly contact

Juba Operations Data Management Officer
addae@unhcr.org
Juba Associate Registration/Data Management Officer
coler@unhcr.org

Upper Nile Registration Officer
binene@unhcr.org
Upper Nile Registration Associate
amos@unhcr.org