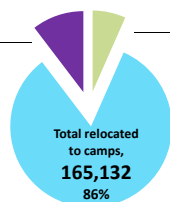


# Population profile of camps in Gambella - Post 15<sup>th</sup> December 20013 (as of 19-December-2014)

## Refugee Arrivals

**TOTAL ARRIVALS**  
**191,659**

Awaiting relocation to camps, 14,174  
8%



Missing for Relocation, 12,353  
6%

## All CAMPS in Gambella region

**Tierkidi**  
49,066  
(30%)

**Leitchuor**  
47,726  
(29%)

**Kule**  
46,123  
(28%)

**Others**  
Pugnido 9487\*\*  
Okugo 2,167\*  
Akula (Local Community) 1,274  
Nip Nip 2,888

absentees during camp registration  
**6,401**  
Kule=3,883  
Tierkidi=2,518

**AVERAGE FAMILY SIZE**  
**3.9**

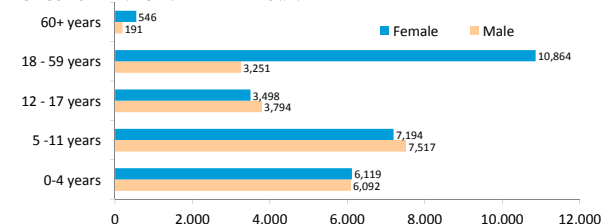
**TOTAL CAMPS population**  
**165,132**  
persons

## TIERKIDI camp

CAMP OPENED: 26 February, 2014

LEVEL 2 REGISTRATION : 100% FINISHED

### AGE COHORT AND GENDER BREAKDOWN



### AGE COHORT AND GENDER BREAKDOWN

Age Cohort	Male	Female	Total	%
0-4 years	6,092	6,119	12,211	25%
5-11 years	7,517	7,194	14,711	30%
12-17 years	3,794	3,498	7,292	15%
18-59 years	3,251	10,864	14,115	29%
60+ years	191	546	737	1%
<b>Total</b>	<b>20,845</b>	<b>28,221</b>	<b>49,066</b>	
%	42%	58%		

**AVERAGE FAMILY SIZE**  
**4**

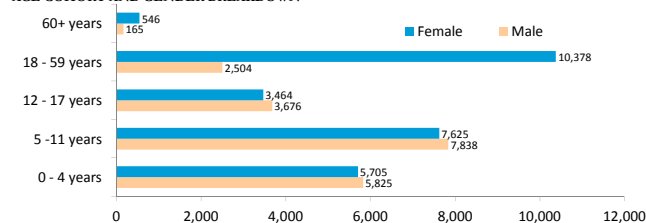
**TIERKIDI population**  
**49,066**  
persons

## LEITCHUOR camp

CAMP OPENED: 21 January, 2014

LEVEL 2 REGISTRATION : 100% FINISHED

### AGE COHORT AND GENDER BREAKDOWN



### AGE COHORT AND GENDER BREAKDOWN

Age Cohort	Male	Female	Total	%
0-4 years	5,825	5,705	11,530	24%
5-11 years	7,838	7,625	15,463	33%
12-17 years	3,676	3,464	7,140	15%
18-59 years	2,504	10,378	12,882	27%
60+ years	165	546	711	1%
<b>Total</b>	<b>20,008</b>	<b>27,718</b>	<b>47,726</b>	
%	42%	58%		

**AVERAGE FAMILY SIZE**  
**3.9**

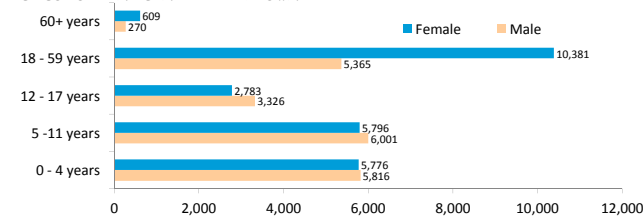
**LEITCHUOR population**  
**47,726**  
persons

## KULE camp

CAMP OPENED: 17 May, 2014

LEVEL 2 REGISTRATION : 100% FINISHED

### AGE COHORT AND GENDER BREAKDOWN



### AGE COHORT AND GENDER BREAKDOWN

Age Cohort	Male	Female	Total	%
0-4 years	5,816	5,776	11,592	25%
5-11 years	6,001	5,796	11,797	26%
12-17 years	3,326	2,783	6,109	13%
18-59 years	5,365	10,381	15,746	34%
60+ years	270	609	879	2%
<b>Total</b>	<b>20,778</b>	<b>25,345</b>	<b>46,123</b>	
%	45%	55%		

**AVERAGE FAMILY SIZE**  
**3.8**

**KULE population**  
**46,123**  
persons

## OKUGO camp\*

**AVERAGE FAMILY SIZE**  
**2.5**

**OKUGO population**  
**2,167**  
persons

### AGE COHORT AND GENDER BREAKDOWN

Age Cohort	Male	Female	Total	%
0-4 years	257	260	517	24%
5-11 years	258	216	474	22%
12-17 years	82	98	180	8%
18-59 years	336	605	941	43%
60+ years	9	46	55	3%
<b>Total</b>	<b>942</b>	<b>1,225</b>	<b>2,167</b>	
%	43%	57%		

## PUGNIDO camp\*\* (extrapolated data)

LEVEL 2 REGISTRATION : 67% FINISHED

### AGE COHORT AND GENDER BREAKDOWN

Age Cohort	Male	Female	Total	%
0-4 years	1,187	1,231	2,418	24%
5-11 years	1,316	1,197	2,513	26%
12-17 years	784	523	1,307	14%
18-59 years	1,130	1,991	3,122	33%
60+ years	43	84	127	1%
<b>Total</b>	<b>4,460</b>	<b>5,027</b>	<b>9,487</b>	
%	47%	53%		

**AVERAGE FAMILY SIZE**  
**3.3**

**PUGNIDO population**  
**9,487**  
persons

\*- This figure does not include the old caseload of 3,976 South Sudanese refugees registered pre 15th December 2013

\*\* - This figure does not include the old caseload of 43,177 South Sudanese refugees registered pre 15th December 2013. The breakdown of 9487 = New arrivals in Pugnido:1931 + New Arrivals relocated from Matar, Pagak and Pamdong:7556