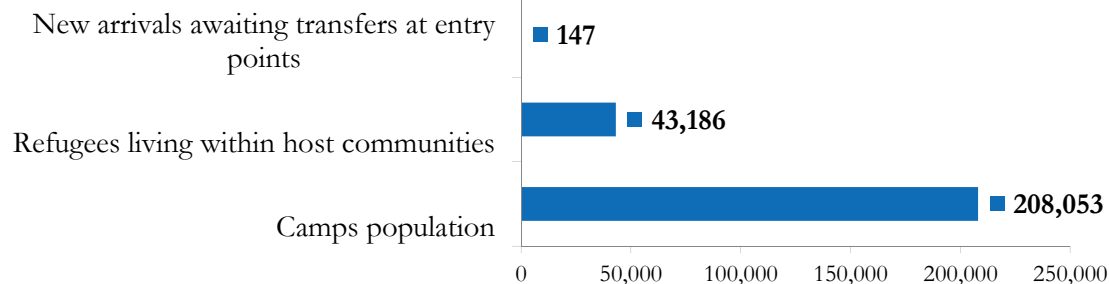


South Sudanese refugee population in Gambella (as of 20-February-2015)

Refugee population Breakdown

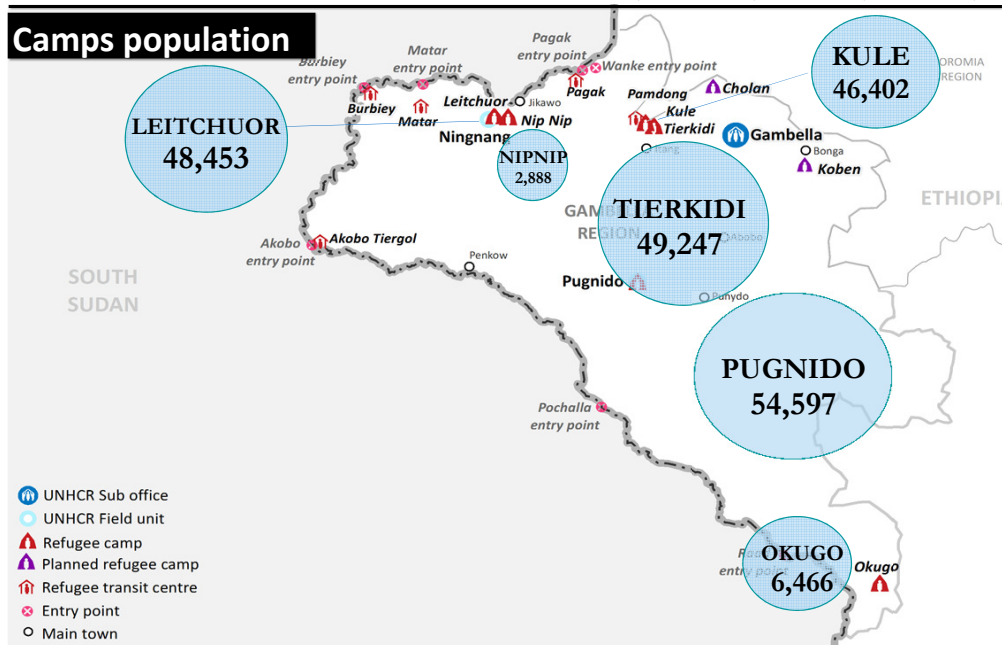


251,386 *
TOTAL GAMBELLA POPULATION

193,410
refugees arrived
post 15-Dec-2013
77%

57,976
refugees arrived
pre 15-Dec-2013
23%

Camps population



Camp Names	Children (age < 18 yrs)		Adults (age >= 18 yrs)		Total	%
	Males	Females	Males	Females		
Pugnido	17,856	17,204	6,421	13,116	54,597	27%
Tierkidi	17,205	16,663	3,729	11,650	49,247	24%
Leitchuor	17,476	16,974	2,915	11,088	48,453	23%
Kule	14,905	14,203	6,009	11,285	46,402	22%
Okugo	1,953	1,834	844	1,835	6,466	3%
NipNip	1,038	1,010	175	665	2,888	1%
TOTAL	70,433	67,888	20,093	49,639	208,053	100%
Grand Total	138,321		69,732			
%	66%		34%			

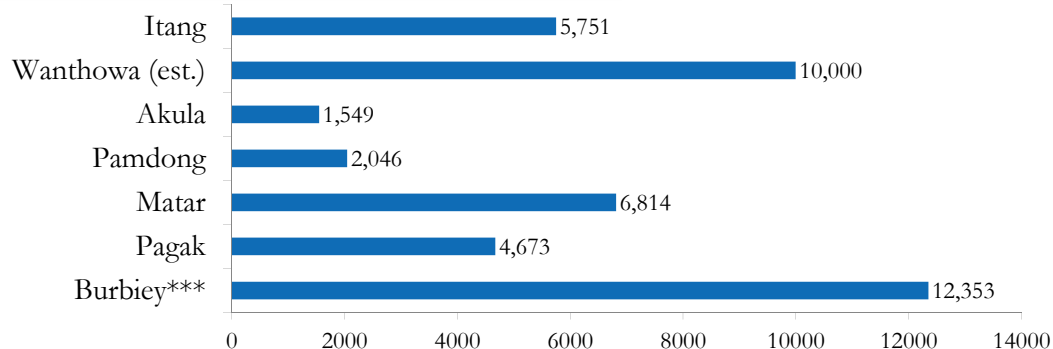
**TOTAL CAMPS
POPULATION**

208,053**
persons

**AVERAGE
FAMILY SIZE**

3.9

Refugees living within host communities



**Refugees living
within host
communities**

43,186
persons

New arrivals awaiting transfers

**New arrivals
awaiting transfers
to camps**

147
persons

{ Akobo }

* - In addition to 251,386 South Sudanese refugees in Gambella region, there are 8,880 refugees at the camps in Assosa [Breakdown: Pre 15th Dec 2013 = 6,161; Post 15th Dec 2013 = 2,719]

** - The figure includes 51341 refugees in Leitchuor and Nip Nip refugee camps who will be relocated to new locations due to flooding concerns.

*** - Interviews with some refugees indicate that those with large livestock herds as well as traders and other categories were unwilling to move from border entry locations.